

# FY 2011-12 NBPB

Commonwealth of  
Pennsylvania

Office of Children,  
Youth and Families



**NEEDS BASED PLAN AND BUDGET  
NARRATIVE TEMPLATE**

## Budget Narrative Template

The following pages provide a template for counties to use to complete the narrative piece of the 2011-2012 Needs Based Plan and Budget. All narrative pieces should be included in this template; no additional narrative is necessary. Detailed instructions for completing each section are in the Needs Based Plan and Budget Bulletin, Instructions & Appendices.

**The budget narrative is limited to a MAXIMUM of 50 pages, excluding charts, Special Grants Request Forms, and IL Documentation. All text must be in either 11-point Arial or 12-point Times New Roman font, and all margins (bottom, top, left, and right) must be 1 inch.**

**Note:** On the following page, once the county inserts its name in the gray shaded text, headers throughout the document will automatically populate with the county name. Enter the county name by clicking on the gray shaded area and typing in the name.

# WYOMING

## Needs Based Plan and Budget FYs 2009/10, 2010/11, and 2011/12

Version Control	
Original Submission Date:	08/16/2010
Version 2 Submission Date:	
Version 3 Submission Date:	
Version 4 Submission Date:	

## Section 2: NBPB Development

### 2-1: Executive Summary

- Submit an executive summary highlighting the major priorities, challenges, and successes identified by the county since its most recent NBPB submission. The summary should include any widespread trends or staffing challenges which affect the county, particularly those which impact all outcome indicators

Wyoming County has been successful in meeting the four broad, statewide goals for Children, Youth and Families. The first goal is to increase children's safety and safety of the community. In fiscal year 08-09 the county received 61 Childline reports. Forty-three of those were unfounded. For fiscal year 09-10 the county received only 34 Childline reports and 21 of those were unfounded. The Juvenile Probation office received 51 new cases in 08-09 and 50 new cases in 09-10. These numbers indicate that more children are safe at home. Fewer juveniles involved in the JPO system means that there is less juvenile crime therefore making the community a safer place.

The second goal is to safely reduce out of home placements. The county has been successful in reducing placements for both dependent and delinquent children and youth. On June 30, 2009 there were 22 C&Y children in placement and 5 JPO youth in placement. On June 30, 2010 there were 18 C&Y children in placement and 4 JPO youth in placement.

The third goal is to improve permanency and the time it takes to achieve permanency. Historically Wyoming County has been very weak in this area. In fiscal year 08-09 there were 0 adoptions, and 1 child added under Subsidized Permanent Legal Guardianship. In 09-10 there were 3 adoptions and 2 children added under SPLC. Wyoming County now has a new Judge and our hope is that he will be more willing to follow the ASFA rules and grant a goal change to adoption at 12-15 months of placement when the parents have done little to rectify the problems.

The fourth goal is to reduce the number of re-entries into placement. Since Wyoming County is a small county one or two re-entries can significantly damage the statistics. In 08-09 there were 0 re-entries and in 09-10 there were 2 re-entries. This includes both C&Y and JPO. The C&Y placement was a young child whose parents have drug and alcohol issues as well as some mental health issues. The child went home with Family Preservation services, but the parents were not cooperative and the safety of the child was in jeopardy. The JPO youth was placed and returned home to his mother, he then became involved with criminal activity and was re-placed. If the proper aftercare services are put into place shortly before a return home this will reduce the number of re-entries and help to keep a family stable.

Wyoming County is committed to working hard to keep children safe and at home whenever possible. We will strive to obtain timely permanency for those children who are unsafe to return home. Some of this success can be attributed to a variety of prevention programs that are available to families in our county. These programs are designed to reduce abuse and neglect as well as to encourage strong healthy families. Many of these programs are not income eligible making them more available to all families. As an agency we have had much success with our Family Preservation, Independent Living Program and recently

our MST Program. All of these programs are effective in reducing placements as well as abuse and neglect and problem behavior in teens.

Wyoming County Children and Youth currently employs 11 full-time workers. We also have one full-time LSI Paralegal. If the trends within the county remain the same there should not be a need for additional casework staff. We are in communication with other counties within the Northeast Region regarding the hiring of a contract specialist. Funding would be needed for that position.

The population of Wyoming County has decreased over the past 10 years. The population in 2000 was 28,080 and in 2009 the population was 27,808. The figures from the most recent census are not available yet. Even with a slight decrease in population the poverty rate has increased and currently stands at 11.9% with an unemployment rate of 9.5%. The unemployment rate is higher than the state average, but lower than the national average.

As a county we are still unsure of the effects of the gas extraction from the Marcellus Shale. Many homeowners have leased their land to the gas companies bringing in extra income and once drilling begins more income for some. Some local residents have obtained jobs with this industry, but the majority of workers are from out of the area. There is a noticeable shortage of affordable housing within the county due to the increase in out of town, highly paid workers. There is a decrease in the number of landlords that will accept Section 8 vouchers, because they can get more rent money from the gas workers. This may contribute to homelessness or sub-standard housing for the most needy within the county. There has also been a rise in crime within the county due to many "out-of town" persons. These include DUI, drugs and domestic violence. It is only a matter of time before this agency sees an increase of referrals that involve these workers and their families. There are some positive economic impacts from the gas industry. These workers will be shopping and consuming local goods. The restaurants, movies and other recreation industries will see an increase in usage. There are plans to build two new chain motels in the county as well as a Super Wal-Mart. This will mean more jobs for local people.

2-2a. Collaboration

Entity	County Engagement
<b>County Children and Youth Agency Staff</b>	Monthly staff meetings are held and the need for new services, enhanced services and problems with accessing services are discussed.
<b>Juvenile Probation Staff</b>	The Chief JPO and the director meet to discuss service trends and needs, SCM and the Needs Based Budget.
<b>Juvenile Court and Family Court Judges and Legal Counsel for Parties</b>	The county has a new Judge. He is very responsive to the needs of C&Y. All children are represented in court and parents can ask for a court appointed Attorney if they cannot afford one on their own.
<b>Family Members and Youth, especially those who are or who have received services</b>	The needs and concerns of the youth and family have always been important to this agency. We ask for their input in service planning. We are supportive of families in getting the needed services for their families.
<b>Child, Parent, and Family Advocates</b>	We have not had many dealings with Advocates. We have referred families with problems with the school district to advocates in the past.
<b>Mental Health and Mental Retardation service system</b>	Wyoming County is a joinder county with Luzerne County. We have a close relationship and open communication with the offices.
<b>Drug and Alcohol Service System</b>	We have a good working relationship with our local D&A provider as well as with the Luzerne/Wyoming County Drug and Alcohol Director.
<b>Early Intervention System</b>	The county is using Ages and Stages and makes all necessary referrals to Early Intervention; There have been no problems with getting services in place for our families.
<b>Local Education System</b>	The local schools are cooperative with allowing caseworker access to children. They attend meetings when necessary for challenging cases. The local district provides space for our Family Resource Center. One local high school has a retired police officer on staff and another has a Juvenile Probation officer based in the high school.
<b>Community Organizations which provide support and services to children and families</b>	The Family Resource Center is the home to many programs that help our community. The C&Y Director sits on their Board of Directors.
<b>Current Service Providers</b>	Wyoming County has open communication with all service providers. We discuss current needs and trends and they will adapt a program to meet our needs.

**2-2b. Data Collection Details**

<b>Resource</b>	<b>Data Collected</b>	<b>Date of Data</b>
U.S. Census Bureau	Population, Poverty	2009
Hornby Zeller Associates	Outcome measures	March 2010
CY-28	Statistics	06/10
AFCARS	Data	06/10
CAPS	Data	07/10
Wyoming County Press	Population, unemployment data	06/10
PA Child Stat/Dept of Ed.	Truancy	06/10

## 2-3: Meeting Mandates

### 2-3a. PA Rules of Juvenile Court Procedure

- What steps are the county taking to address this mandate?

Wyoming County utilizes the CPCMS Dependency Project, however Children and Youth does not have access to this system. Court staff and the Prothonotary's office are the ones inputting the data. The system is used for all Children and Youth court orders. All dependent children are represented by a Guardian Ad Litem and all delinquent children, unless the family hires their own attorney, are represented by an Assistant DA. We are now reviewing all dependent placement cases in court every three months. We also have a full time Paralegal who handles all the petitions. We have only one Judge in this county who also serves Sullivan County and are allowed one morning per month of court time.

### 2-3b. Truancy

- What steps are the county taking to address this mandate?

Wyoming County is working closely with the local school districts to address truancy through early identification. We are targeting the population of the middle school students, however not ruling out truancy issues with older students. We are requesting funding for a truancy prevention program run by George Junior Republic, Preventative Aftercare.

### 2-3c. Quality Assurance Process

- What steps are the county taking to address this mandate?

The agency's Administrative Assistant is responsible for maintaining the IV-E eligibility records. She works closely with the Children and Youth Fiscal Officer and the County Assistance Office. The Director conducts the supervisory reviews on all IV-E records to insure that the necessary documentation is collected and that the right determination has been made.

### 2-3d. Fostering Connections

- What steps are the county taking to address this mandate?

To meet the mandates of the Fostering Connections to Success and Increasing Adoptions Act of 2008, Wyoming County has enacted the following practices:

- The caseworker, within 30 days of placement, gathers family information from the client and fills out a family form and gives it to the Paralegal. A letter is sent to the family members asking them to contact the agency if they are interested in being a resource for the child. The Paralegal also performs diligent searches to find missing family members on both the maternal and paternal side of the child's family.
- The agency places siblings together whenever possible unless it is not in their best interest. (i.e.: one sibling has abused another). Visitation occurs at least monthly and is documented in the case record.

- Children in placement are kept in their home school if at all possible. The agency has and will continue to reimburse foster parents for transporting the child.
- Our yearly subsidy forms include a place to document the child's school attendance.
- The agency prepares with the youth, and his/her family if appropriate, a transition plan at least 90 days prior to leaving care. This is reviewed in court. This plan contains all the necessary elements to comply with Fostering Connections.
- The agency has a form to give to all youth who are in care on or after their 16<sup>th</sup> birthday informing them of their right to access Independent Living Services including Chaffee and Educational Training Grants up to the age of 21. Their signatures are required on this form.
- The agency has included a section on the Adoption Subsidy Agreement form for the parents to sign when they receive a package of information regarding the Adoption Tax Credit.

The county will when it becomes available utilize the Educational Screening Tool to make sure that all the educational needs of the children we serve are being met.

### 2-3e. Safety Assessment

- What steps are the county taking to address this mandate?

Wyoming County has been following the interval policy as per the Safety Assessment Manual for one year now. The Casework Supervisor is the County Safety Lead. All staff have received the training. We have not hired any additional staff since the Safety Assessment implementation. We have asked for additional help from the Child Welfare Training Program when needed and have had in house training as needed. Staff meetings are used to address any agency needs and supervision is used to address any individual needs, as well as to go over the Safety Assessments and plans. Staff is beginning to see the connection between good safety assessments and service planning as well as reunification. When the out of home tool becomes available we will all receive training and will follow all recommendations for that tool as well.

The agency will utilize the manual and follow all the proper guidelines. The Safety Assessment and Plans are on the CAPS computer system. The tool is working very well. When available the out of home tool will also be put into CAPS.

### 2-3f. Children & Family Services Act of 2006

- What steps are the county taking to address this mandate?

Monthly caseworker visits to all children in placement are tracked on an excel spreadsheet and discussed with the Supervisor during supervision. The agency requires that all children in care be seen at least monthly by their caseworker in their place of residence.

Wyoming County has been selected as a control county for the Child Welfare Training Program's pre and post research project. One or two caseworkers will be selected for a telephone interview sometime in the future.

### 2-3g. Development Evaluation & Early Intervention Referral

- What steps are the county taking to address this mandate?

Wyoming County uses the Ages and Stages screening tool for all children under the age of 5 who are open for services. We also include all children under the age of three who have had an indicated Childline. With parental approval, we are also using the tool for any other children that come to the attention of the agency through intake that the caseworker feels would benefit. The case aid has been trained and this is working nicely for this agency.

If the child is delayed in any area of functioning, they are referred to Early Intervention for additional testing and/or on-going services.

The case aid is working with the University of Pittsburg, School of Social Work's 3 phase study. All data is collected and put into a computer program and sent to the University of Pittsburg as requested.

### 2-3h. CFSR Outcomes and Continuous Quality Improvement

- ❑ What steps will the county take to develop or enhance a continuous quality improvement process related to the CFSR outcomes and themes?

Wyoming County has always strived to include the youth and family throughout the life of a case. Their involvement is essential to overcome the reasons why the agency needed to be involved in the first place. Our weakness had been involving the absent parent or the non-custodial parent. We are improving in these areas by utilizing family finding and Kinship Care. Once these persons are found, they are involved in the case. We recently have been involved with a few families where upon contacting the absent father we learned that they did want to be involved in their child's life and are willing to slowly be introduced and begin to form a relationship with their child.

Timely permanence has been an issue for this county. Mainly due to the previous Judge giving parents an extra 6 months to make improvements before granting a goal change to adoption. In January 2010 a new Judge took office. He has already granted a goal change to adoption after 12 months in care with no progress by the parents. The Agency is optimistic that this trend will continue, thus providing children with more timely permanence.

Wyoming County has always worked hard to prepare youth who are aging out or transitioning into adulthood. The guidelines from Fostering Connections only help to put these efforts into a written plan and formalize the process.

Finally Wyoming County has and is continuing to be trained on Strengths Based Solution Focused Supervision and Casework. This is being provided by the Child Welfare Training Program and is a 6 month long process. This will in essence improve the quality of practice as well as address underlying issues by finding what families' strengths are and improving on them. Stronger families make healthier children. This practice is being modeled in the office from the Administrator and Supervisor to the Caseworkers and in the field from the Caseworkers to their families.

### 2-3i. Shared Case Responsibility

- ❑ What steps are the county taking to address this mandate?

Wyoming County and Juvenile Probation have historically had a very good working relationship in this county. We currently have one case that is shared case responsibility. When a JPO notices other issues within a family they will refer that family to Children and Youth. If the case needs to be opened for services we will work closely with Probation. This new process sets a more formal way of doing what we are already doing. I do not expect any problems with implementing this new mandate.

We will hold joint trainings on the bulletin just to reinforce the mandate and teach the proper guidelines.

### 2-3j. The Child Abuse Prevention and Treatment Act (CAPTA) – Guardian Ad Litem training

- ❑ What steps are the county taking to address this mandate?

Wyoming County has one Guardian Ad Litem who has many years of experience. The Agency anticipates retaining the attorney and will be including a request for financial support for training when it becomes available.

### 2-3k. Chafee Foster Care Independence Program (CFCIP) - National Youth in Transition Database (NYTD) – Baseline Survey

- ❑ What steps are the county taking to prepare to address this mandate?

This new mandate will not put any additional burden on existing staff. Wyoming County is a small county and only has one or two youth per year that meet the requirements for reporting. The Agency will fully comply with what is expected, once we are trained and have the necessary tools to report this data.

### 2-3l. Emergency and Disaster Planning

- ❑ What steps are the county taking to address this mandate?

Wyoming County does not currently have a formal Emergency and Disaster Plan. This is an area that we need to work on. If there is any technical assistance from the state or the training program we would be interested in taking advantage of that help.

### 2-3m. Time Limited Family Reunification (TLFR)

- ❑ What steps are the county taking to address this mandate?

If your county is currently receiving Federal IV-B TLFR grant funds and you are requesting a continuation of TLFR program with state funds please answer the following questions:

- 1) The desired outcomes for the TLFR program may include a combination of the following:
  - a. Reduce the length of time that children spend in foster care.
  - b. Reduce the re-entry rates for children returning to county custody.
  - c. Reduce the number of placement moves for children in foster care.
  - d. Increase the stabilization of families who have a child in foster care in order to facilitate reunification with the family within 15 months.
  - e. Increase the rates and timeliness of reunification of children with their families.
  - f. Increase the success in locating absent parents as permanent resources for their children.
  - g. Enhance the working relationships between the CCYA and other agencies and service providers at the county and community levels to support families.
  - h. Enhance the CCYA's use of child profiles and child preparation for children in placement with a goal of reunification.

Each CCYA must select a minimum of three outcomes. Identify and describe the outcome goals for your grant program from SFY 2008-2009 to SFY 2010-2011. Identify and describe if you plan to make any changes to your goals for SFY 2011-2012.

- 2) Identify and describe the results of the program during the grant funding period. i.e. How many children were reunified within 15 months? How many placements did the children experience?
- 3) What services and activities do you plan for SFY 2011-2012?
- 4) What changes, if any, will you be making to the program at the conclusion of the grant funding?
- 5) Did you realize any under spending of TLFR funds during any SFY?
  - a. If yes, please explain what changes, both programmatic and administrative, that you have made to ensure that you do not have under spending for SFY 2011-2012.

Wyoming County does not currently have any funding for Time Limited Reunification.

## Section 3: General Indicators

### 3-1: County Information/Background

#### □ Population and Poverty Trends

Since 2000 the population of Wyoming County has decreased from 28,080 to 27,808. There is a lack of good paying jobs and affordable housing for our young people just starting out. The extraction of natural gas from the Marcellus Shale within the county may effect the population if the people actually move here with their families and not just stay temporarily.

The number of children under the age of 17 living in poverty in this county has increased from 16.0% in 2007 to 17.8% in 2008. This is reflective in the rise of unemployment within the county. The unemployment rate is 9.5%. This rate is more than the state average, but less than the national average.

#### □ Issues in annual licensing review and/or the Quality Services Review

The annual inspection was conducted in Oct/Nov. 2009. There were no major problems across the board; however both CPS and GPS intakes cases were lacking consistent documentation. We remedied this problem by developing a checklist for the Casework Supervisor to use both at the 10 day review and during supervision. By the time a case is either closed or moved to ongoing, all the necessary documentation has been completed.

The report reflected that the agency is making “a good faith effort” in implementing the Safety Assessment Protocol. Also, we need to move toward more timely permanence for children. The agency is confident with our new Judge that we will not come across the roadblocks of the past.

The agency’s Title IV-E Quality Services Review was held in March 2010. The review stated that our strengths are: the implementation of all recommendations made from the previous review and that the eligibility files are well organized reflecting the fiscal staff’s knowledge of Title IV-E policy. The areas needing corrections were: one child was incorrectly coded in AFCARS, the CAO made a mistake in the number of persons within a household on the income calculation worksheet, one VPA was signed by a non-qualifying specific relative as per Title IV-E regulations, and two children were ineligible due to the Judge continuing the dependency hearing and documentation of the workers activities at the time of a RMTS were not in the case file. All of these areas have been given a plan of correction and the agency is making those corrections.

#### □ Other Changes or Important Trends

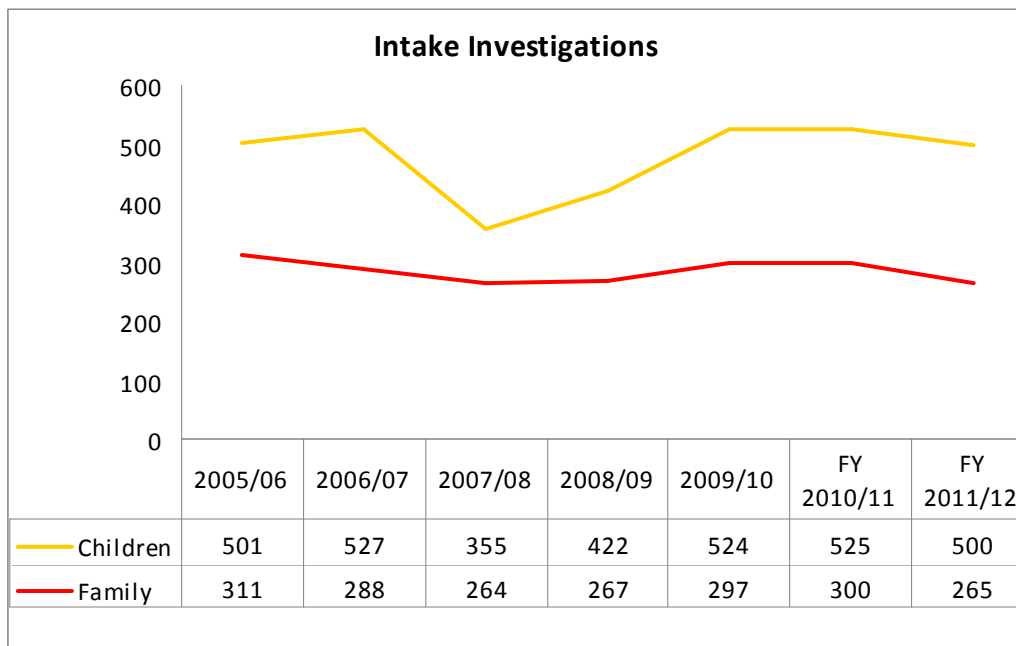
As a county and as an agency we are still unsure of the long-term economic or environmental effects of the extraction of natural gas from the ground. Many homeowners have leased their land and have received substantial checks. The workers from out of the area have taken up most of the available rental units. This leaves very little affordable and appropriate housing left for the local population.

There have been a significant number of referrals involving young parents and drug abuse, especially mothers testing positive for certain drugs upon delivery. In cooperation with Luzerne County Children & Youth and Children's Service Center we have approached our managed care agency to approve MA payments for an intensive in home program where the parent is the identified client.

Agency intakes have increased significantly this past fiscal year, however our active cases have not increased. The Director will be keeping a watch over this to see what the trends continue to be.

### 3-2a. Intake Investigations

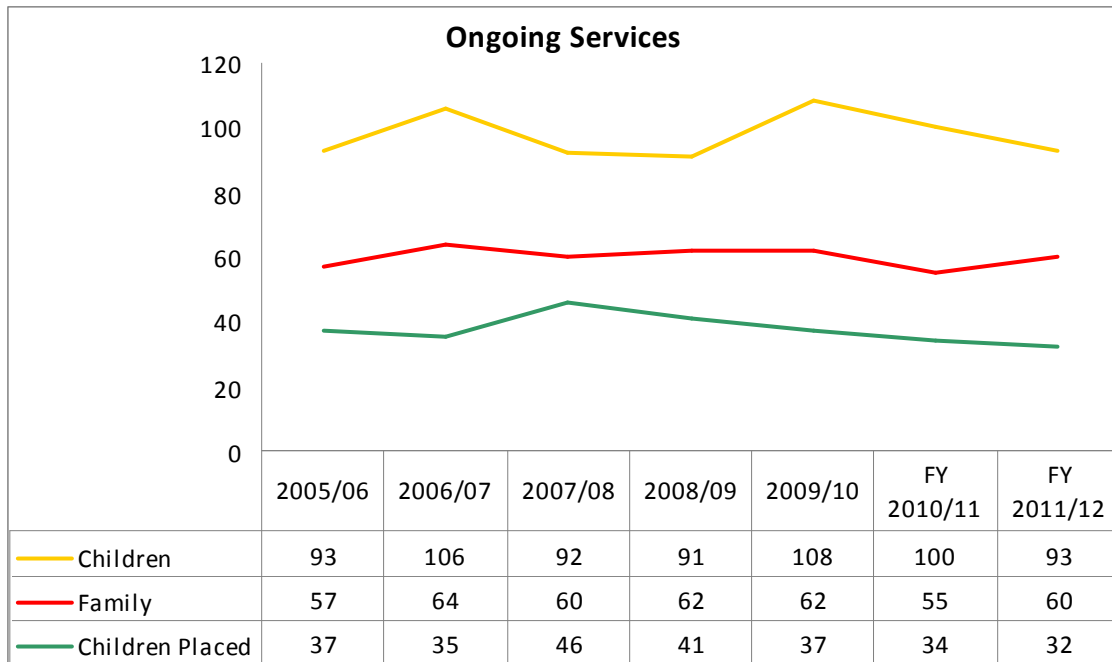
Insert the Intake Investigations Chart (Chart 1) and discuss any highlighted trends. Describe factors contributing to the trend. Discuss any important trends that may not be highlighted.



Fiscal year 09-10 saw an extreme jump in the number of referrals received by the county. This increase was higher than predicted. This can be attributed to many different factors. These are: the state of the economy, lack of local jobs and lack of affordable housing. Predictions for the next two years are still higher than the average, but not as high as this past year.

### 3-2a. Ongoing Services

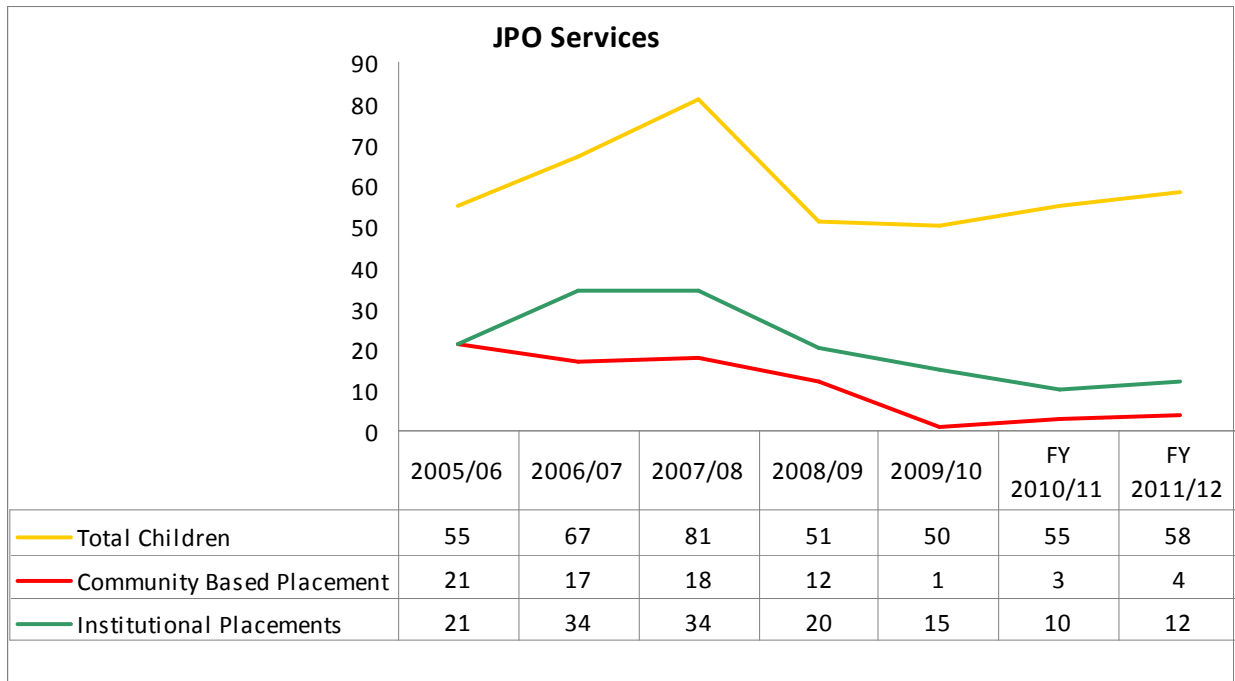
- Insert the Ongoing Services Chart (Chart 2) and discuss any highlighted trends. Describe factors contributing to the trend. Discuss any important trends that may not be highlighted.



Although the number of intakes increased for 09-10, the number of families accepted for services has remained steady. We are using many in-home services and other community services are available to families to help them deal with their individual situations.

### 3-2a. JPO Services

- Insert the JPO Services Chart (Chart 3) and discuss any highlighted trends. Describe factors contributing to the trend. Discuss any important trends that may not be highlighted.

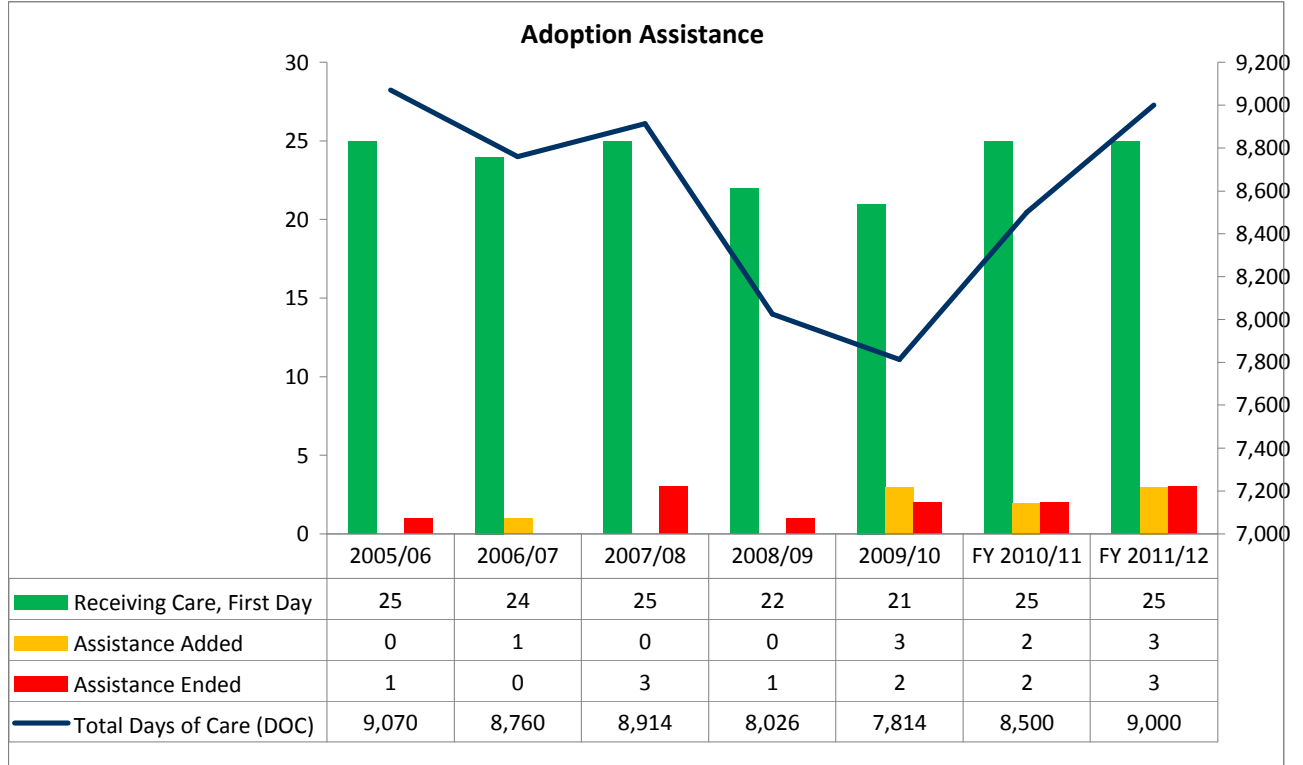


The total number of juveniles served reached a high point in 2007-2008 and a low point in 2008-2009. The number of juveniles receiving out of home placements has continued to decrease. The Juvenile Probation Department has been conscious of the Department of Public Welfare's mandate to reduce out of home placements. They are utilizing many of the same in-home services as Children & Youth.

## WYOMING

### 3-2b. Adoption Assistance

- Insert the Adoption Assistance Chart (Chart 4) and discuss any highlighted trends. Describe factors contributing to the trend. Discuss any important trends that may not be highlighted.

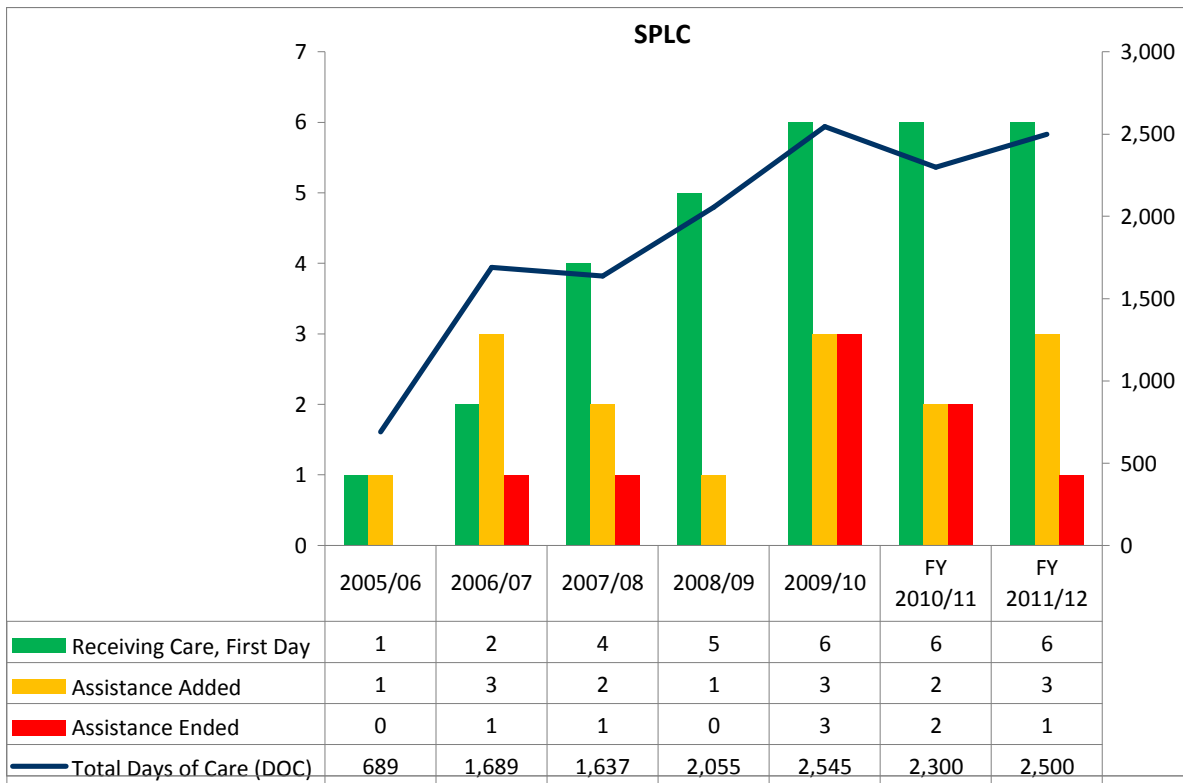


In fiscal year 09-10 we saw an increase in the number of adoptions. We expect more timely adoptions with the new Judge in the county. There is one adoption scheduled for August 2010 and we just received two changes of goal to adoption, hopefully to be completed before the end of the 10-11 fiscal year.

## WYOMING

### 3-2c. Subsidized Permanent Legal Custody (SPLC)

- Insert the SPLC Chart (Chart 5) and discuss any highlighted trends. Describe factors contributing to the trend. Discuss any important trends that may not be highlighted.

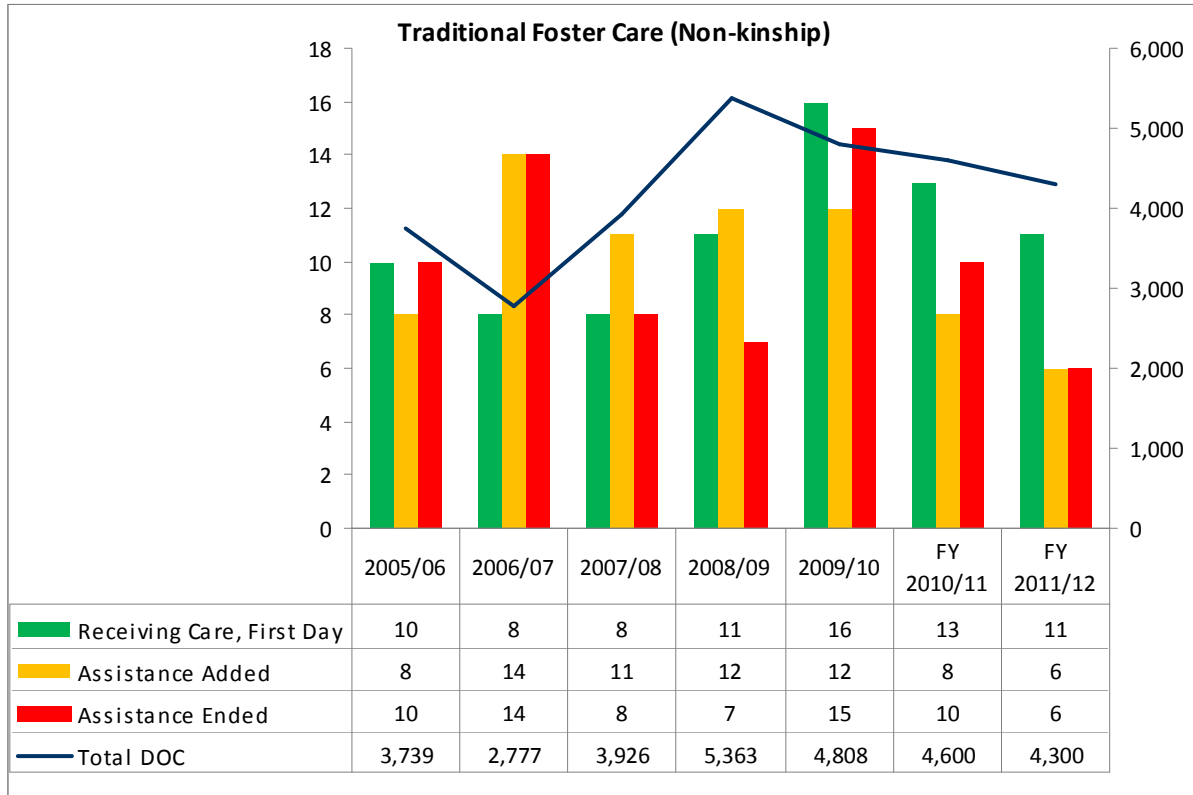


The numbers have increased slightly over the past few years. As these youth turn 18 or graduate from high school the subsidy ends. This may change with new regulations allowing us to pay for youth as they transition into adulthood and go on to college.

## WYOMING

### 3-2d. Out-of-Home Placements: County Selected Indicator

- Insert charts related to out-of-home placements where trends are highlighted (Charts 6-13), and discuss the trend(s). Describe factors contributing to the trend. Discuss any important trends that may not be highlighted.

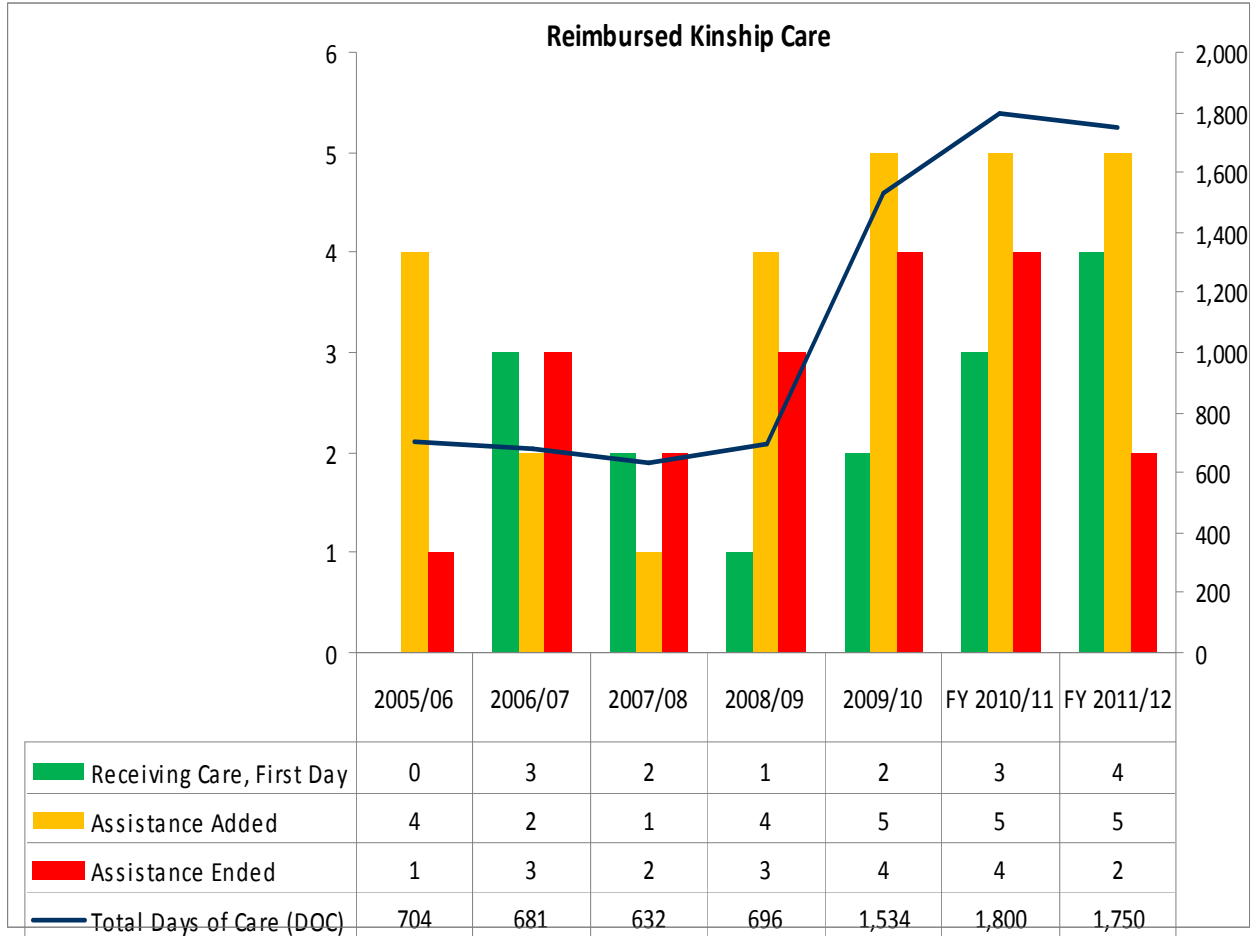


For fiscal year 09-10 the number of children entering and exiting the foster care system was similar. Some of the children who remain in foster care have had their goal changed to adoption and will leave this system in the near future. Children are spending less time in foster care due to the array of other services available to families within the community.

## WYOMING

### 3-2d. Out-of-Home Placements: County Selected Indicator

- Insert charts related to out-of-home placements where trends are highlighted (Charts 6-13), and discuss the trend(s). Describe factors contributing to the trend. Discuss any important trends that may not be highlighted.

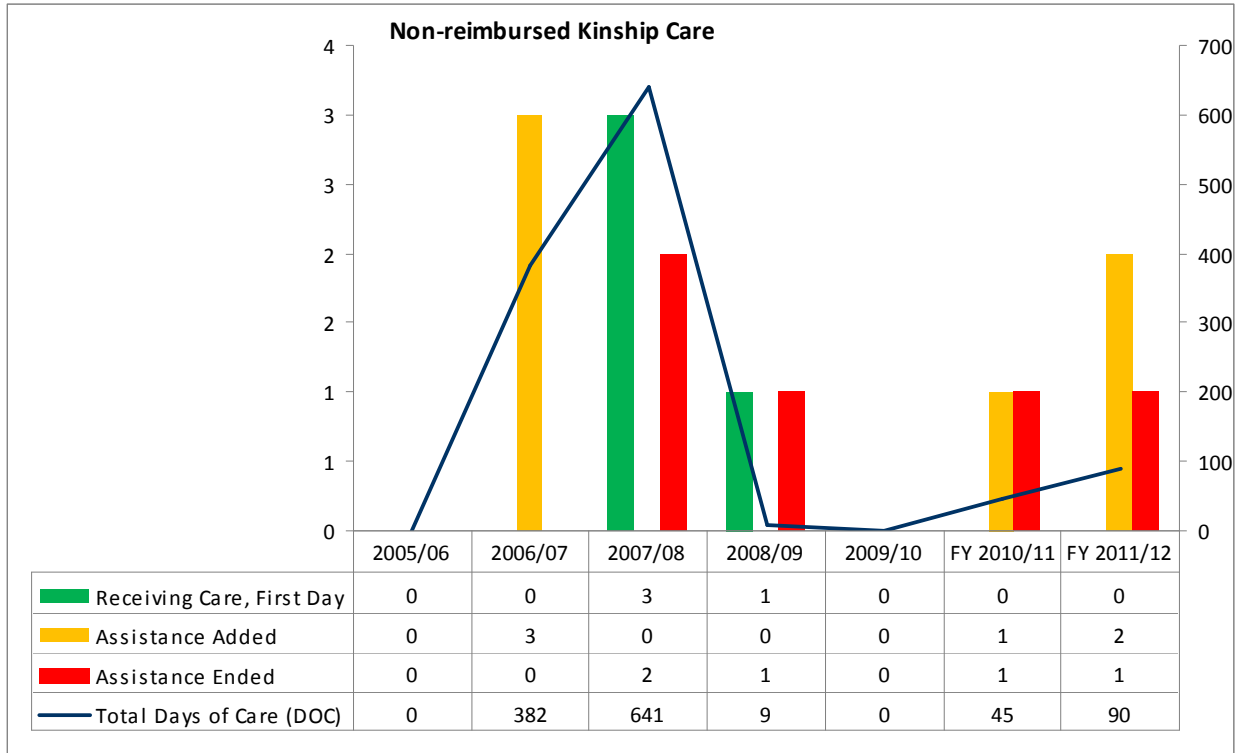


This agency continues to use Kinship Care for placements for children who cannot return home. This is a more “normal” setting than traditional foster care. The agency has become more comfortable with the Kinship care process and with searches and asking clients about extended family as a resource for their child.

## WYOMING

### 3-2d. Out-of-Home Placements: County Selected Indicator

- Insert charts related to out-of-home placements where trends are highlighted (Charts 6-13), and discuss the trend(s). Describe factors contributing to the trend. Discuss any important trends that may not be highlighted.

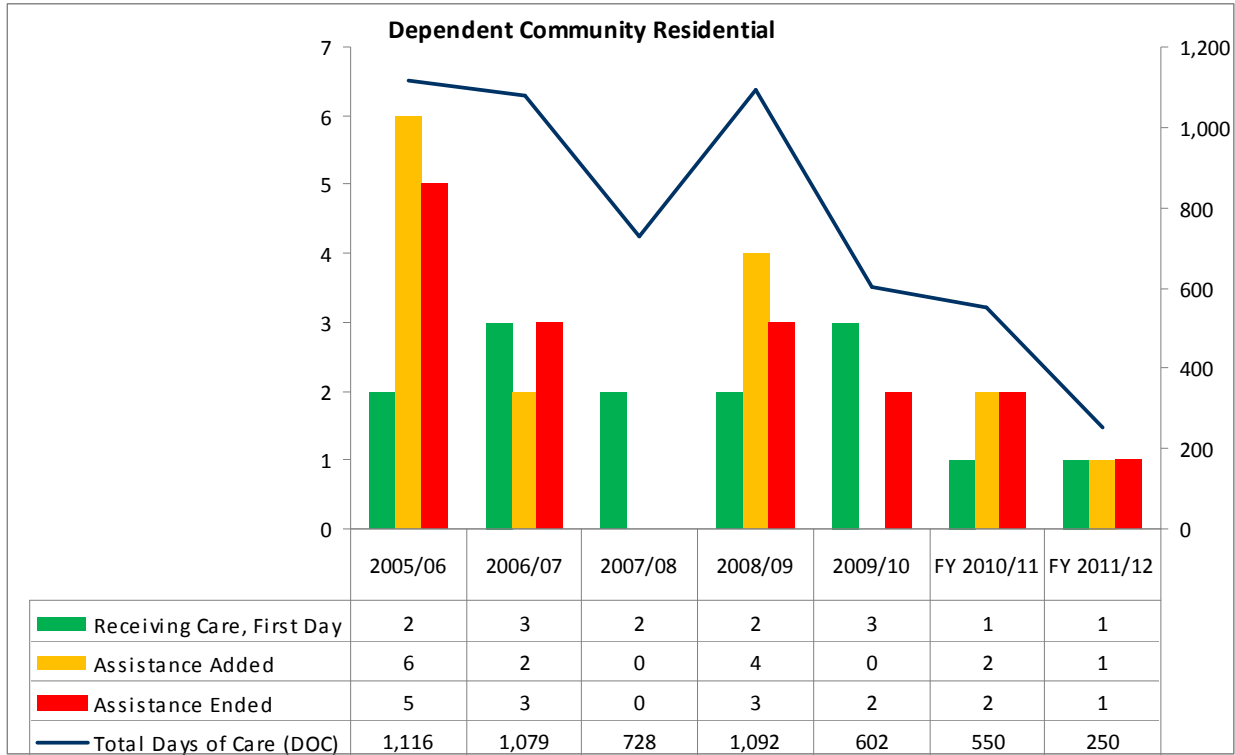


This agency did not have any non-reimbursed Kinship care home this past year. Once families realize they can receive payment to care for a child, they are not likely to refuse this payment.

## WYOMING

### 3-2d. Out-of-Home Placements: County Selected Indicator

- Insert charts related to out-of-home placements where trends are highlighted (Charts 6-13), and discuss the trend(s). Describe factors contributing to the trend. Discuss any important trends that may not be highlighted.

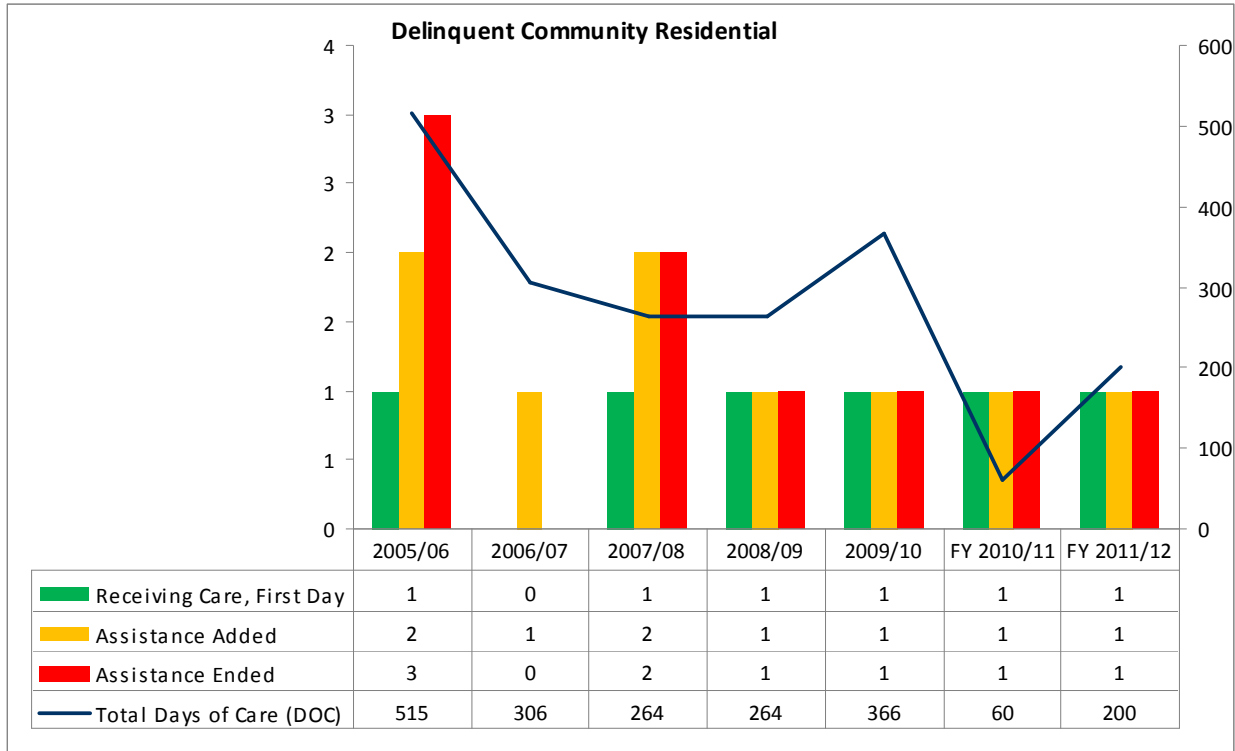


The county continues to be diligent in working to keep children out of these types of placements. We are utilizing more in-home services to keep children at home. At the start of fiscal year 10-11 there was only one child placed in a community residential program.

## WYOMING

### 3-2d. Out-of-Home Placements: County Selected Indicator

- Insert charts related to out-of-home placements where trends are highlighted (Charts 6-13), and discuss the trend(s). Describe factors contributing to the trend. Discuss any important trends that may not be highlighted.

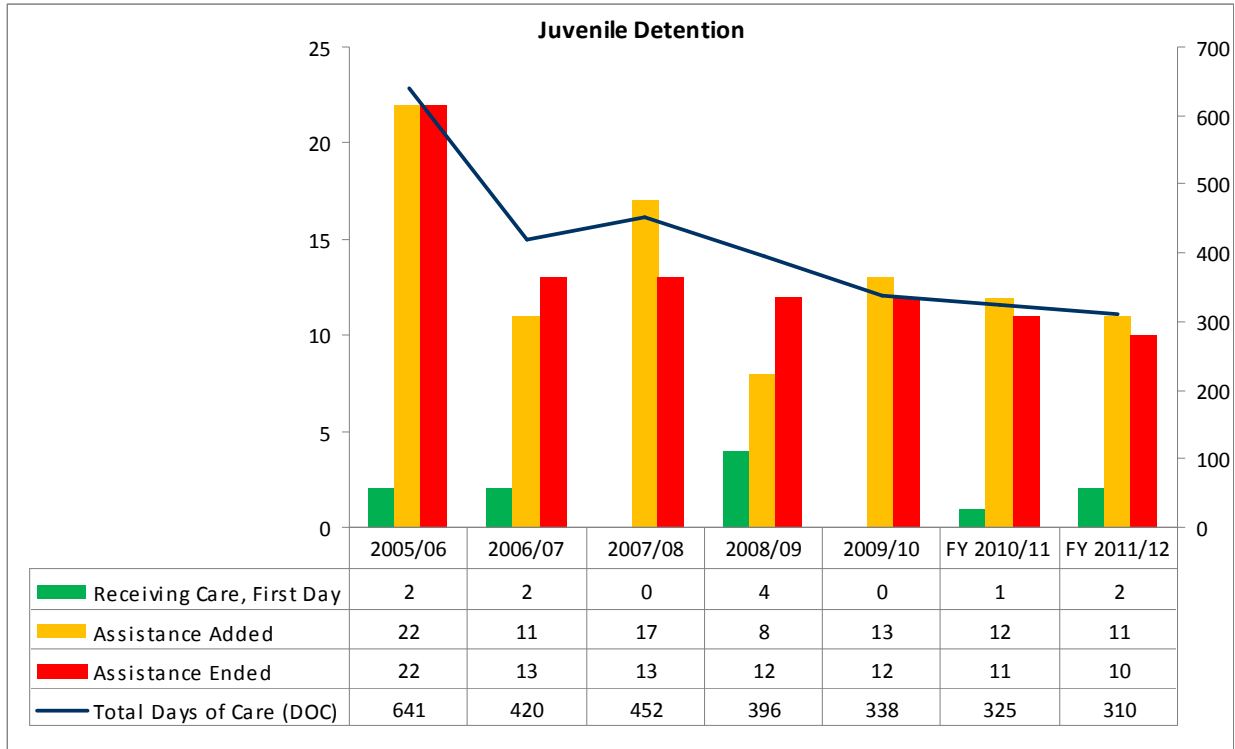


The Probation Department has worked hard in keeping these numbers down. Youth who in the past may have needed Community Residential placement now use other in home services as an alternative to placement. Probation is using Multi-Systemic Therapy as an alternative to placement with much success. Also youth do not need a step down from Residential when appropriate in home services are available.

## WYOMING

### 3-2d. Out-of-Home Placements: County Selected Indicator

- Insert charts related to out-of-home placements where trends are highlighted (Charts 6-13), and discuss the trend(s). Describe factors contributing to the trend. Discuss any important trends that may not be highlighted.

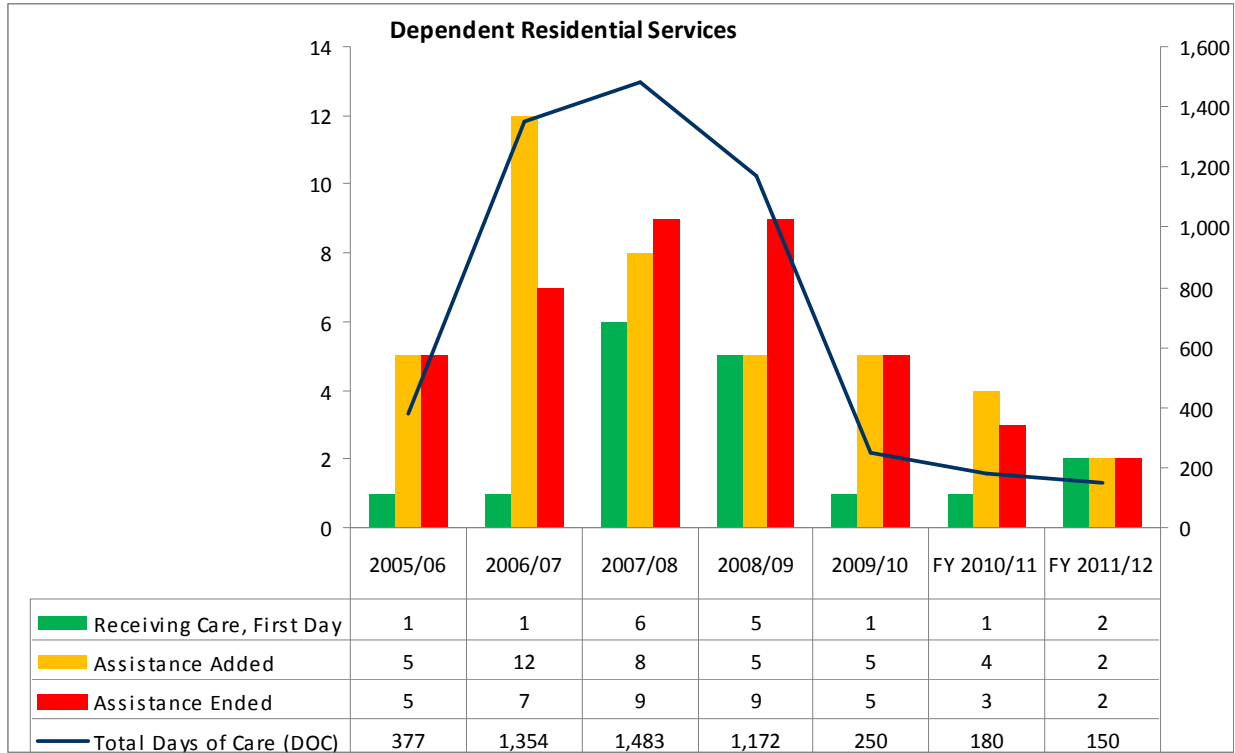


The number of youth placed in detention remains steady, a number of youth go in and the same number leave. Probation uses detention as a place to hold delinquent youth until an alternate placement is available and also to protect the community from the youth's behavior. The number of diagnostic evaluations being done while in detention has decreased due to the availability of this service on an out-patient basis.

# WYOMING

## 3-2d. Out-of-Home Placements: County Selected Indicator

- Insert charts related to out-of-home placements where trends are highlighted (Charts 6-13), and discuss the trend(s). Describe factors contributing to the trend. Discuss any important trends that may not be highlighted.

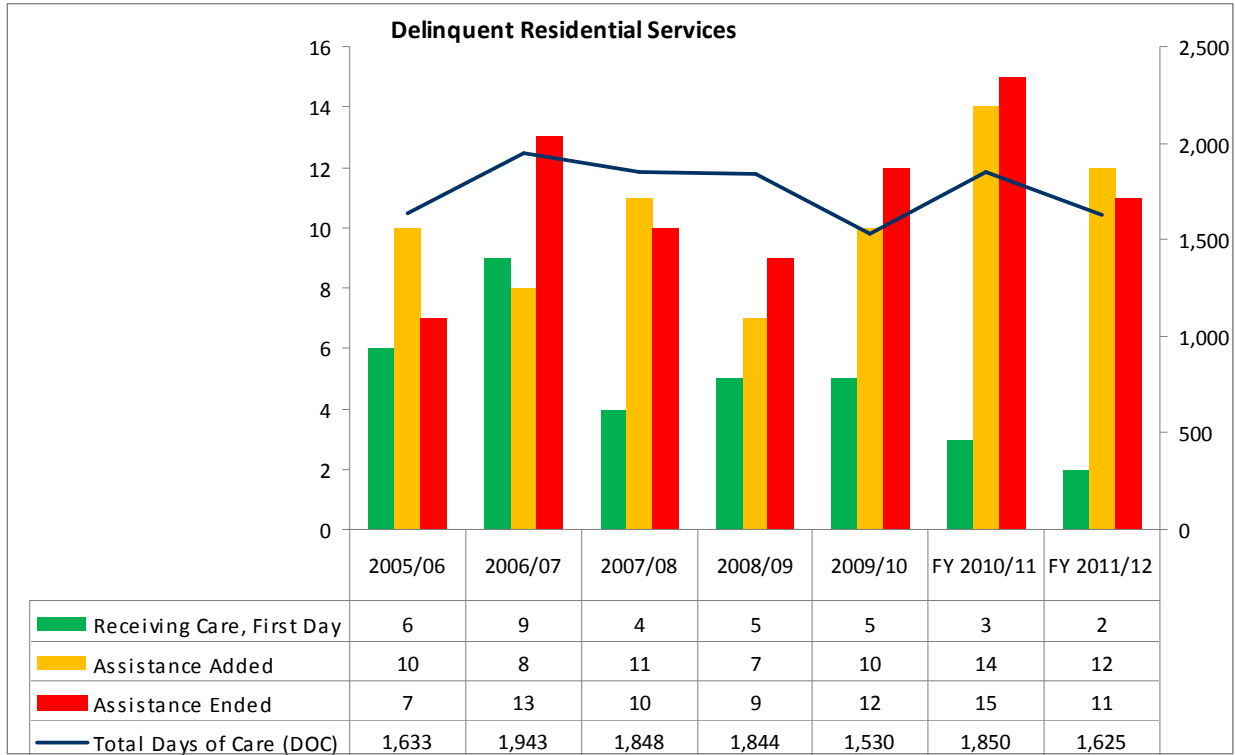


This chart clearly shows the reduction in residential placements. We began fiscal year 09-10 with one child placed in a residential setting. The same is true of this year with only one child in a residential setting and a significant reduction in days of care.

## WYOMING

### 3-2d. Out-of-Home Placements: County Selected Indicator

- ❑ Insert charts related to out-of-home placements where trends are highlighted (Charts 6-13), and discuss the trend(s). Describe factors contributing to the trend. Discuss any important trends that may not be highlighted.

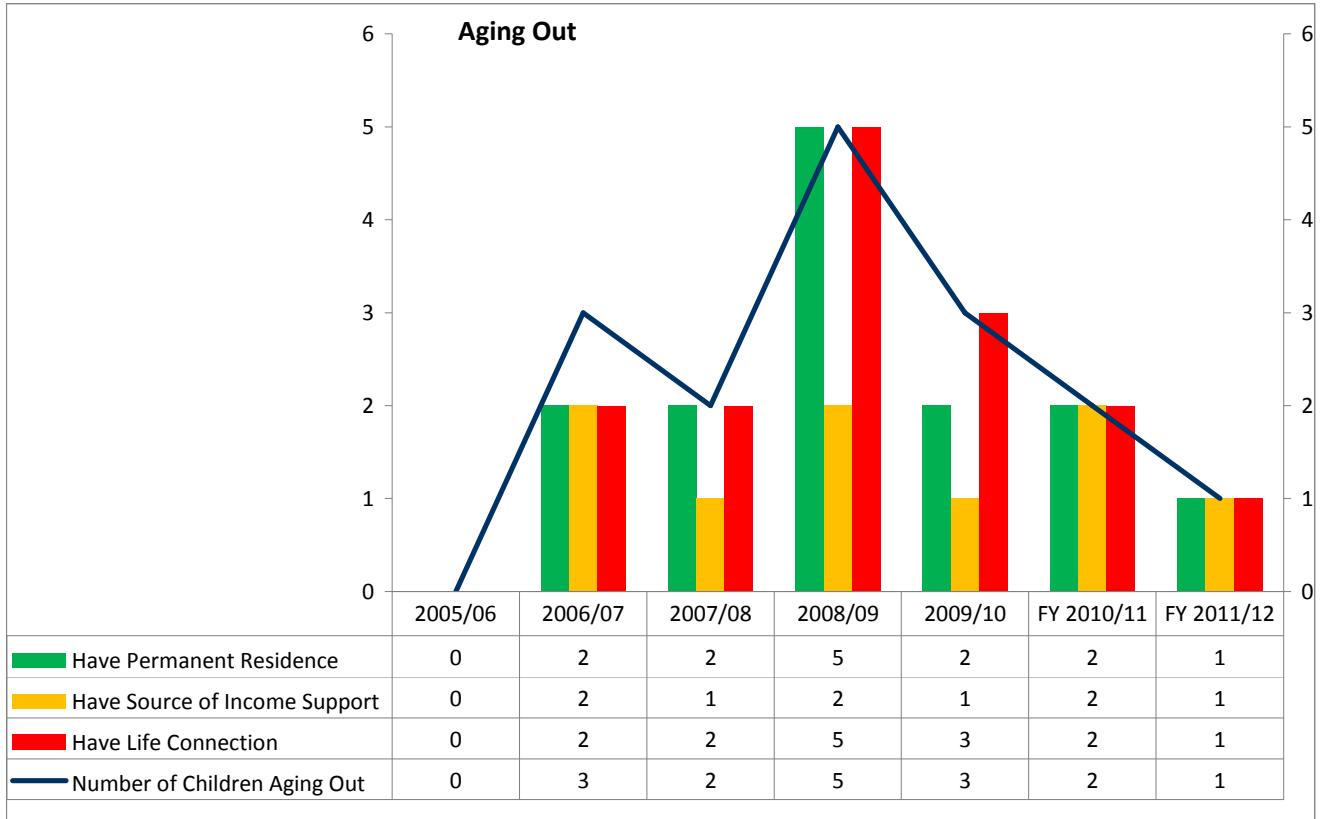


This is the type of placement mostly used by the Juvenile Probation Department. These youth are the most troubled, who need the structure and support services that a residential setting can offer. However the number of youth going into placement almost equals the number leaving placement which means their average length of stay is shortened.

# WYOMING

## 3-2e. Aging Out

- Insert the Aging Out Chart (Chart 14). If the county does not have sufficient data to analyze trends, describe how the county plans to track this data in the future.



This data is tracked through the CAPS system. The youth now have a formal transition plan that will also track the data.

WYOMING

**3-2f. General Indicators**

- ❑ Insert the complete table from the *General Indicators* tab. No narrative is required in this section.

<b>3-2: General Indicators</b>								
Type in PURPLE boxes only (blue for Excel 2007 users)								
		<b>County Number:</b>	<b>66</b>		<b>Class</b>	<b>7</b>		
		<b>Wyoming County</b>						
<b>3-2a. Service Trends</b>								
Indicator	FY	FY	FY	FY	FY	Projected		2005-09
	2005/06	2006/07	2007/08	2008/09	2009/10	FY 2010/11	FY 2011/12	% Change
<b>Intake Investigations</b>								
Children	501	527	355	422	524	525	500	4.6%
Family	311	288	264	267	297	300	265	-4.5%
<b>Ongoing Services</b>								
Children	93	106	92	91	108	100	93	5.4%
Family	57	64	60	62	62	55	60	-7.0%
Children Placed	37	35	46	41	37	34	32	0.0%
<b>JPO Services</b>								
Total Children	55	67	81	51	50	55	58	-9.1%
Community Based Placement	21	17	18	12	1	3	4	-100.0%
Institutional Placements	21	34	34	20	15	10	12	-42.9%
<b>3-2b. Adoption Assistance</b>								
Indicator	FY	FY	FY	FY	FY	Projected		2005-09
	2005/06	2006/07	2007/08	2008/09	2009/10	FY 2010/11	FY 2011/12	% Change
<b>Adoption Assistance</b>								
Receiving Care, First Day	25	24	25	22	21	25	25	-16.0%
Assistance Added	0	1	0	0	3	2	3	#DIV/0!
Assistance Ended	1	0	3	1	2	2	3	100.0%
Total Days of Care (DOC)	9,070	8,760	8,914	8,026	7,814	8,500	9,000	-13.8%
<b>3-2c. SPLC</b>								
Indicator	FY	FY	FY	FY	FY	Projected		2005-09
	2005/06	2006/07	2007/08	2008/09	2009/10	FY 2010/11	FY 2011/12	% Change
<b>Subsidized Permanent Legal Custodianship</b>								
Receiving Care, First Day	1	2	4	5	6	6	6	500.0%
Assistance Added	1	3	2	1	3	2	3	200.0%
Assistance Ended	0	1	1	0	3	2	1	#DIV/0!
Total Days of Care (DOC)	689	1,689	1,637	2,055	2,545	2,300	2,500	269.4%

- ❑

WYOMING

□

3-2d. Placement Data								
Indicator	FY	FY	FY	FY	FY	Projected		2005-09
	2005/06	2006/07	2007/08	2008/09	2009/10	FY 2010/11	FY 2011/12	% Change
<b>Traditional Foster Care (non-kinship)</b>								
Receiving Care, First Day	10	8	8	11	16	13	11	60.0%
Assistance Added	8	14	11	12	12	8	6	50.0%
Assistance Ended	10	14	8	7	15	10	6	50.0%
Total DOC	3,739	2,777	3,926	5,363	4,808	4,600	4,300	28.6%
<b>Reimbursed Kinship Care</b>								
Receiving Care, First Day	0	3	2	1	2	3	4	#DIV/0!
Assistance Added	4	2	1	4	5	5	5	25.0%
Assistance Ended	1	3	2	3	4	4	2	300.0%
Total Days of Care (DOC)	704	681	632	696	1,534	1,800	1,750	117.9%
<b>Foster Family Care (Total of 2 above)</b>								
Receiving Care, First Day	10	11	10	12	18	16	15	80.0%
Assistance Added	12	16	12	16	17	13	11	41.7%
Assistance Ended	11	17	10	10	19	14	8	72.7%
Total Days of Care (DOC)	4,443	3,458	4,558	6,059	6,342	6,400	6,050	42.7%
<b>Non-reimbursed Kinship Care</b>								
Receiving Care, First Day	0	0	3	1	0	0	0	#DIV/0!
Assistance Added	0	3	0	0	0	1	2	#DIV/0!
Assistance Ended	0	0	2	1	0	1	1	#DIV/0!
Total Days of Care (DOC)	0	382	641	9	0	45	90	#DIV/0!
<b>Dependent Community Residential</b>								
Receiving Care, First Day	2	3	2	2	3	1	1	50.0%
Assistance Added	6	2	0	4	0	2	1	-100.0%
Assistance Ended	5	3	0	3	2	2	1	-60.0%
Total Days of Care (DOC)	1,116	1,079	728	1,092	602	550	250	-41.9%
<b>Delinquent Community Residential</b>								
Receiving Care, First Day	1	0	1	1	1	1	0	-100.0%
Assistance Added	2	1	2	1	1	1	1	-100.0%
Assistance Ended	3	0	2	1	1	1	0	-100.0%
Total Days of Care (DOC)	515	306	264	264	366	160	200	-100.0%
<b>Juvenile Detention</b>								
Receiving Care, First Day	2	2	0	4	0	1	2	-100.0%
Assistance Added	22	11	17	8	13	12	11	-40.9%
Assistance Ended	22	13	13	12	12	11	10	-45.5%
Total Days of Care (DOC)	641	420	452	396	338	325	310	-47.3%

WYOMING

<b>Dependent Residential Services</b>								
Receiving Care, First Day	1	1	6	5	1	1	2	-100.0%
Assistance Added	5	12	8	5	5	4	2	0.0%
Assistance Ended	5	7	9	9	5	3	2	0.0%
Total Days of Care (DOC)	377	1,354	1,483	1,172	250	180	150	-44.3%
<b>Delinquent Residential Services</b>								
Receiving Care, First Day	6	9	4	5	5	3	2	-16.7%
Assistance Added	10	8	11	7	10	14	12	0.0%
Assistance Ended	7	13	10	9	12	15	11	71.4%
Total Days of Care (DOC)	1,633	1,943	1,848	1,844	1,530	1,850	1,625	-6.3%
<b>3-2e. Aging Out Data</b>								
Indicator	FY	FY	FY	FY	FY	Projected		2005-09
	2005/06	2006/07	2007/08	2008/09	2009/10	FY 2010/11	FY 2011/12	% Change
<b>Aging Out</b>								
Number of Children Aging Out	0	3	2	5	3	2	1	#DIV/0!
Have Permanent Residence	0	2	2	5	2	2	1	#DIV/0!
Have Source of Income Support	0	2	1	2	1	2	1	#DIV/0!
Have Life Connection	0	2	2	5	3	2	1	#DIV/0!

**Section 4: County Programs & Services**

**⇒ 4-1: Children/Families not Accepted for Service**

- How does the county determine a child/family is not accepted for service?

The Casework Supervisor meets with each Caseworker weekly to discuss intakes. They review the referral information, the safety assessment and the risk assessment. If there are no problem areas that the family was experiencing that affected the safety and well-being of the children, then the case would not be opened for services. The family may however, be referred to other community services. If the Casework Supervisor or the Caseworker had doubts about opening or not opening the family for services then a consultation with the director would be appropriate.

If the agency feels a family needs to be opened for services and they refuse to cooperate, then the agency has the option of taking them to court and have the court order them to cooperate or they may risk having their children put in placement.

## WYOMING

### ➤ 4-2: New/Enhanced Programs

- ❑ Briefly explain requests for funding of new programs or enhancements to existing programs. The explanation must include why the county is seeking funding for the new/enhanced program and how it relates to needs identified in the county.

Wyoming County is requesting funding for four new programs for implementation year 2010-2011. They are: Family Group Decision Making, Parents as Teachers, Family Preservation and the Woodpile Restitution Program.

Wyoming County Juvenile Probation Department has requested funding for Family Group Decision Making (FGDM) in order to keep juveniles out of placement and bring them home sooner from placement. FGDM empowers families to create their own plan to build upon their strengths and to address their needs, thus preventing repeat offending and multiple siblings offending. We are requesting to serve five (5) families at a cost of \$2250.00 per family for a total of \$11,250.00. We are requesting funding from Act 148 for the remainder of fiscal year 10-11. We have requested special Grant Funding for Fiscal year 11-12.

Parents as Teachers is a nationally recognized program that provides parents with child development knowledge and parenting support. The goals of Parents as Teachers is to increase parent knowledge of early childhood development, provide early detection of developmental delays and health issues, prevent child abuse and neglect and increase children's school readiness and school success.

In Wyoming County Parents as Teachers has been funded by the Children's Trust Fund since November 2007. The grant funding will end on October 31, 2010. Wyoming County Human Services is requesting funding for the remainder of the 10-11 fiscal year. Parents as Teachers currently serve 35 children. After October 31, 2010, 5 of these children will be funded by Wyoming County United Way. That leaves 30 children unfunded. The cost to fund 30 children at \$6,500.00 for 9 months is \$58,500.00. We are requesting funding from Act 148 to cover the expenses from November 1, 2010 until June 30, 2011. For fiscal year 2011-2012 we are requesting Special Grant Funding from PA Promising Practice Dependent.

Our Family Preservation Program has run successfully for two years as our PA Promising Practice Dependent and Delinquent. We are requesting funding from Act 148 to continue this program. This program has helped 72 families in the past two years. This program has been an asset to our agency. The individuals that provide the service are well qualified and work very well with our families. The outcomes provided by this service is evident in that we are serving more children and families but we have not increased our days of care.

The Woodpile Restitution Program offers delinquents who are unable or just haven't paid their fines to work cutting wood to help pay their fines. Also delinquent youth who do not follow the rules of their probation, instead of being sent to a boot camp weekend or put into placement, can work at the woodpile as a consequence for their inappropriate behavior, thus reducing placement costs. Every youth who is on Probation is given community service. This project will give the youth a chance to do their community service in a structured and supervised setting, teaching them invaluable skills for independence. The woodpile is

## WYOMING

currently manned by Probation officers after hours, which limits the number of hours available for the youth to work. With increased funding for this project the youth will be able to work more hours. The wood is then sold to members of the community. We are requesting funding from Act 148 for the remainder of this fiscal year and have put this into the budget as a PA promising Practice Delinquent for 2011-2012.

- In the specific budget adjustments forms for new initiatives or services, identify cost savings and reduced rates, and provide evidence that the new program is less expensive or more effective than the current service.

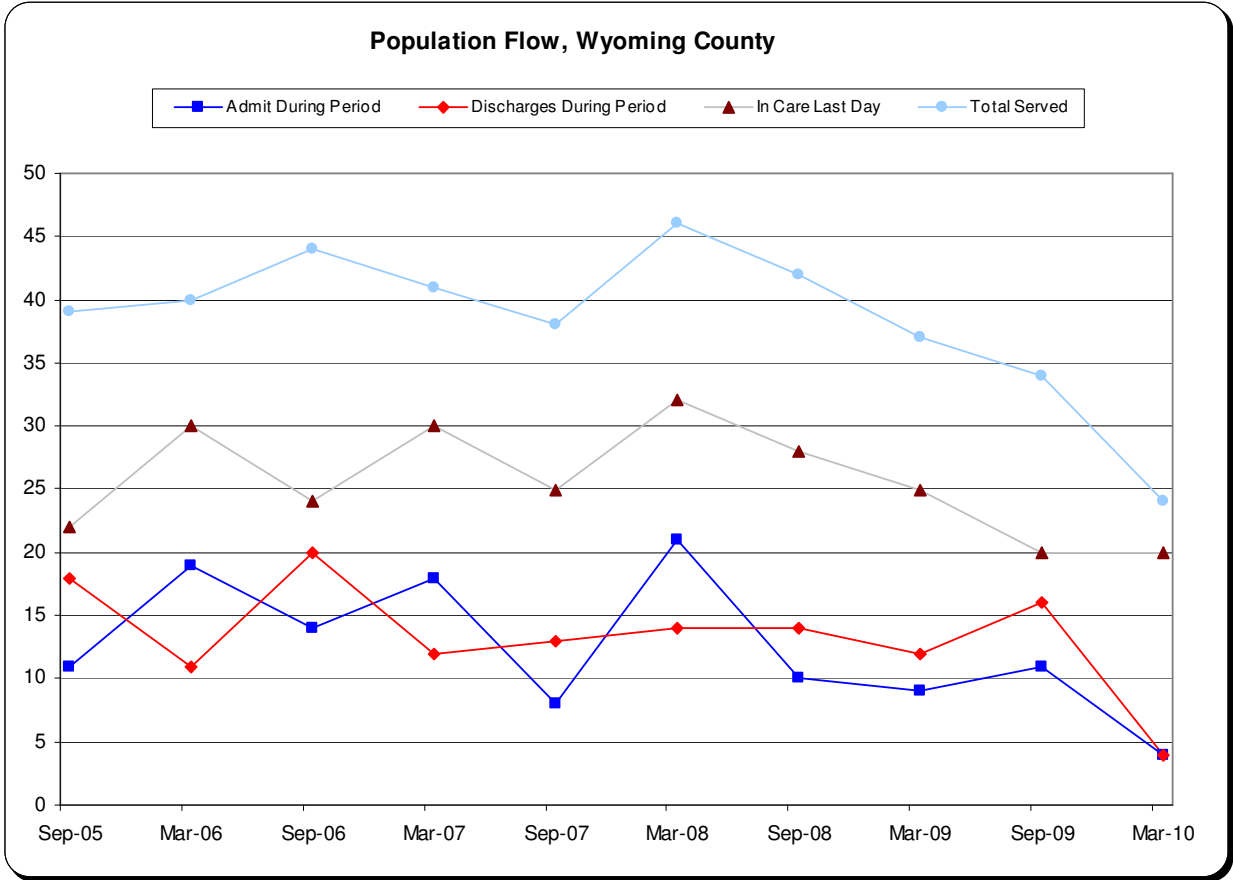
All four of these programs will ultimately reduce placement costs. The cost for some may be immediate within this budget year and others will be in the future. In home and community based services are less expensive than residential services.

- For enhanced programs, describe how the program is effective.
- For enhanced programs, discuss the expected level of program improvement, and describe how the program will reduce costs or the rate of future cost increases.

**Section 5: Outcome Indicators**

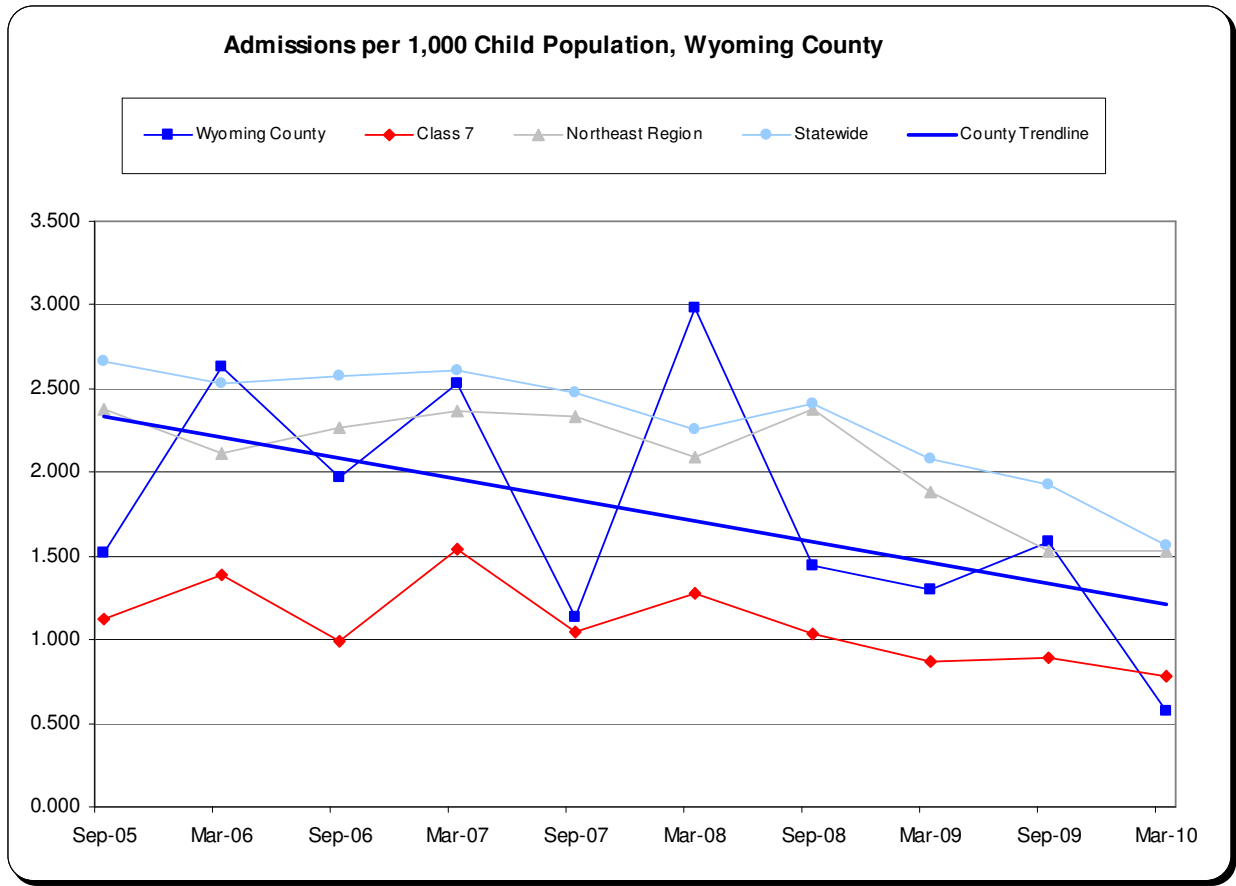
**5-1a. Foster Care Population Flow  
(See HZA Data Package)**

On the following pages, paste up to three charts from the HZA data. Each chart should be pasted on a separate page.



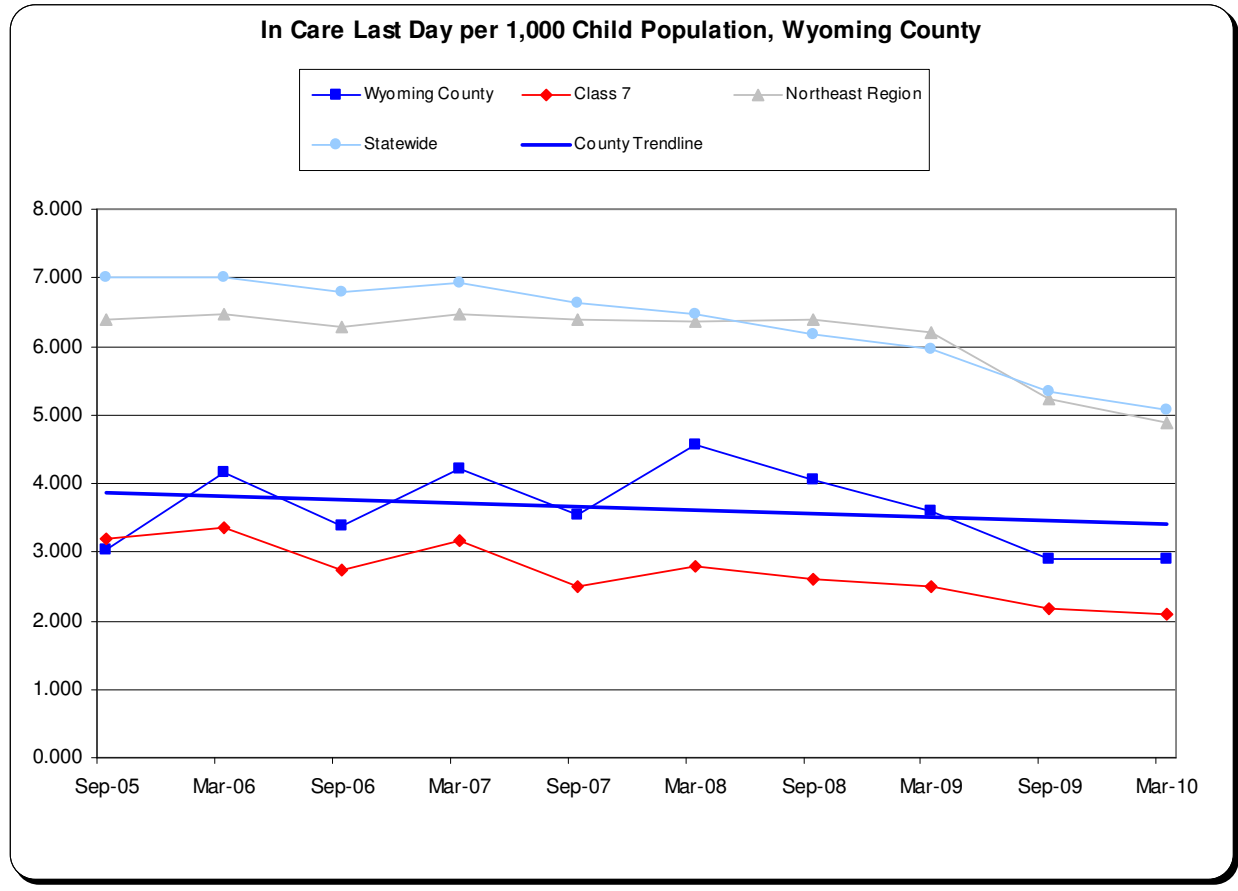
# WYOMING

## 5-1a. Foster Care Population Flow (See HZA Data Package)



# WYOMING

## 5-1a. Foster Care Population Flow (See HZA Data Package)



- ❑ Is the overall trend in the number of children being served or in care in the county different than that in the state as a whole? In counties of the same class?

Wyoming County has fewer children in care than the state average, but more than other Class 7 counties.

- ❑ Please describe what demographic factors, if any, have contributed to changes in the number of children being served or in care.

The population of the county has decreased slightly over the past 10 years. Poverty and unemployment are high at this time causing more referrals to the agency, but with the use of prevention programs these have resulted in less placements.

## WYOMING

- ❑ Please describe what changes in agency priorities or programs, if any, have contributed to changes in the number of children served or in care and/or the rate at which children are discharged from care.

Wyoming County has a variety of prevention programs that focus on early development and parenting. This helps to prevent problems within families as the children grow. We have also had much success with our Family Preservation Program, Independent living and other In-Home services provided by Mental Health.

- ❑ Are there any demographic shifts which impact the proportions of children in care (for example, are younger children making up a larger proportion of admissions than in years past)?

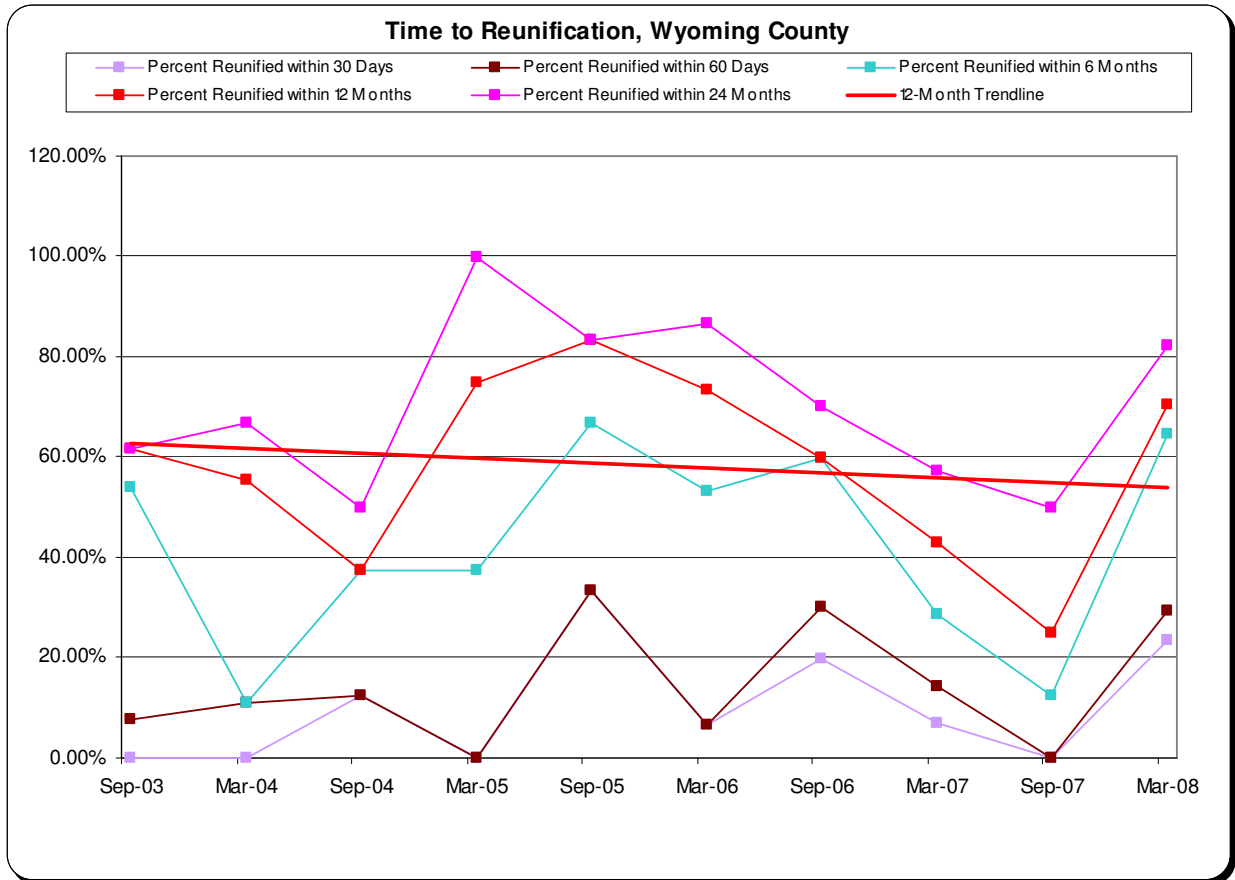
We are experiencing a larger number of young children in care than in past years. This is due to the parents drug and alcohol abuse, the parents limited intellectual functioning, lack of proper affordable housing and lack of decent jobs.

- ❑ How has the county adjusted staff ratios and/or resource allocations (both financial and staffing, including vacancies, hiring, turnover, etc.) in response to a change in the foster care population? Is the county's current resource allocation appropriate to address projected needs?

The county has not had a change in the number of staff in many years. As populations change the actual number of active families has remained steady. Given any unforeseen circumstances that might require extra spending on the part of the county, our casework staff resources should be adequate to keep the status quo.

# WYOMING

## 5-1b. Reunification Survival Analysis (See HZA Data Package)



- Is the county's performance in each measure improving or declining over time? Please describe briefly any significant trends in the data. What policies or practices explain the

From September 2007 to March 2008 the percentages of children reunified has improved in all the categories. Prior to that the percentages were both up and down. To continue on the upward trend, the agency has gone to three month court reviews and is using in-home services to get children out of care sooner, once they can be returned home safely.

- If there are fewer reunifications within 12 months of the child's removal, what is happening to those children? Are they returning home later or eventually being discharged in some other way?

Reunification within 12 months was our highest category, over 80%.

## WYOMING

- Are children being reunified more quickly, or more slowly, than in past years? Does the timeliness of the reunifications reflect the changing needs of families in the county? Among children reunified in less than 30 days, were the services provided sufficiently to alleviate the concerns that led to the child's removal? What services could have prevented removal of children who were reunified within 30 days?

Children are being reunified more quickly than in past years. With the new safety assessments, caseworkers are utilizing safety plans and bringing in extended family members from the onset of the case. This has cut down on the number of placements. Also the quick response of our Family Preservation team, to begin services immediately has cut down and /or shortened placements.

- How does the county's data compare to other counties of the same county class size? To the statewide data?

30 days – less than other class 7 counties, greater than the state

60 days – less than other class 7 counties, greater than the state

6 months – similar to other class 7 counties, more than the state

12 months – a little less than other class 7 counties, more than the state

24 months – a little less than other class 7 counties, more than the state

- If the county's performance exceeds comparable county and/or statewide performance, what policies or practices does the county believe have contributed to this result? What actions is the county taking to maintain or improve its performance?

The county's performance exceeds the state averages in all areas. The agency will continue to use safety planning, family preservation and other mental health services to address the needs of our families.

***Or***

If the county's performance lags behind comparable county and/or statewide performance, what factors does the county believe have contributed to this result? What actions is the county taking to improve its performance?

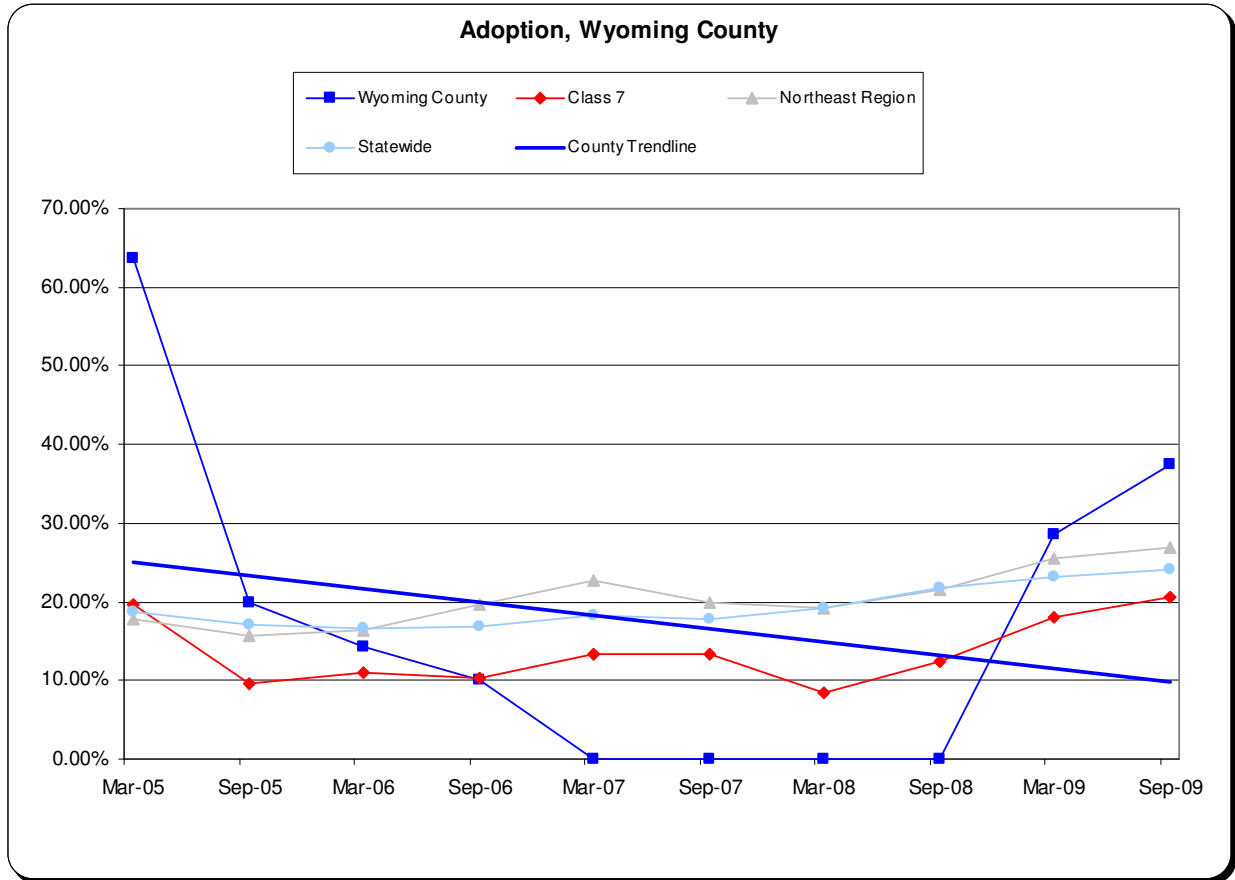
The county's performance has been less than other Class 7 counties, although not by a large margin. The county will continue to follow the good practices that we have been doing.

- Are there certain populations which are disproportionately represented in this measure? What actions is the county taking to address that population's needs?

In the past this county has had three youth who were in care for over 10 years. One youth turned 18 and voluntarily left care, another was reunited with her biological father and another is in a structured Independent Living Program. The Agency does not foresee that we will have this problem with children remaining in care long term again.

# WYOMING

## 5-1c. Adoption Rate, 17 Months (See HZA Data Package)



- Is the county's performance in each measure improving or declining over time? Please describe briefly any significant trends in the data. What policies or practices explain the trends?

Since September 2008, we are improving the rate of our adoptions. From March 2007 until September 2008 we had no adoptions at all. Since then we are on a steady rise. This is due to finally getting permission from the court for goal changes and completing TPR's. Since January 2010, the county has had a new Judge. He is already looking at goal changes and agreeing with the agency to move more quickly when parents are not compliant with services as identified in the Family Service Plan.

- Do current policies of the agency or courts serve affect the timeliness of adoptions? Do the delays tend to occur between removal and TPR, between TPR and pre-adoptive placement, or between pre-adoptive placement and finalization?

Historically the problem has been getting the court to grant a change of goal after 12-15 months in placement to adoption. The Agency is hopeful that this will not continue to be a major problem due to the new Judge.

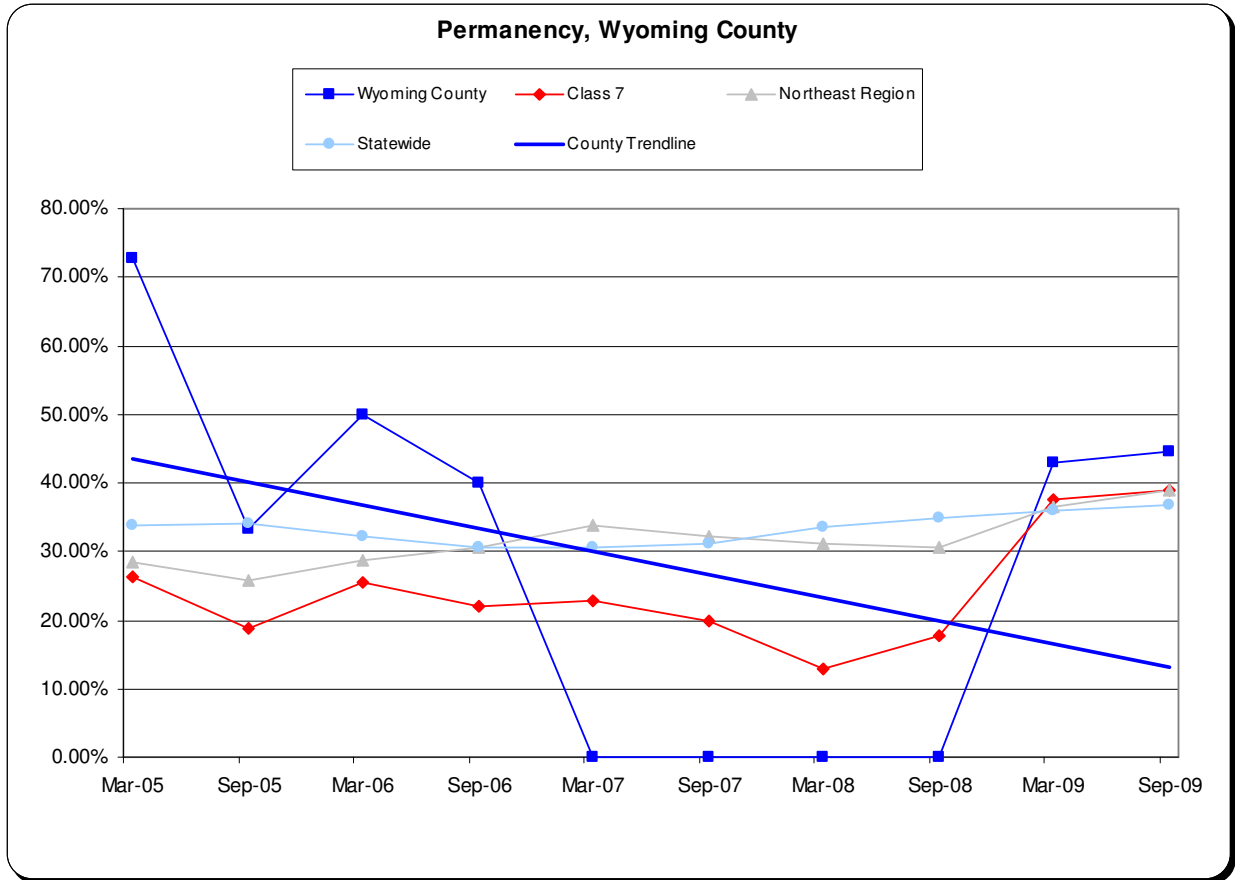
## WYOMING

- ❑ Which group of children represent the largest proportion/share of children for whom performance is below the national standard? What actions is the county taking to address that population's needs?

Wyoming County's performance for September 2009 was above other Class 7 counties and above the state average.

# WYOMING

## 5-1d. Permanency, 24 Months (See HZA Data Package)



- Is the county's performance in each measure improving or declining over time? Please describe briefly any significant trends in the data. What policies or practices explain the trends?

The county is improving over time, March 2007 until September 2008; the county was at an all time low. Due to being a small county three children in long term care have exaggerated our numbers. Since September 2008 we are back to an upward trend. I don't think any special policies or procedures have led to this, just the nature of the cases. However, as an agency we will be looking very closely at all our placement cases to make sure we do not have any children who linger in care for an extended period of time.

- Which group of children represent the largest proportion/share of children in care more than 24 months? What are the most frequent permanency goals for these children? What are the most frequent actual discharge destinations for these children?

Again there were three youth who were in care for a long time. Two had a goal of adoption and one was to be reunited with family members. The two who have left care, one is on his own after turning 18 and rejected to stay with the agency and the other was reunited with her biological father whose rights were previously terminated.

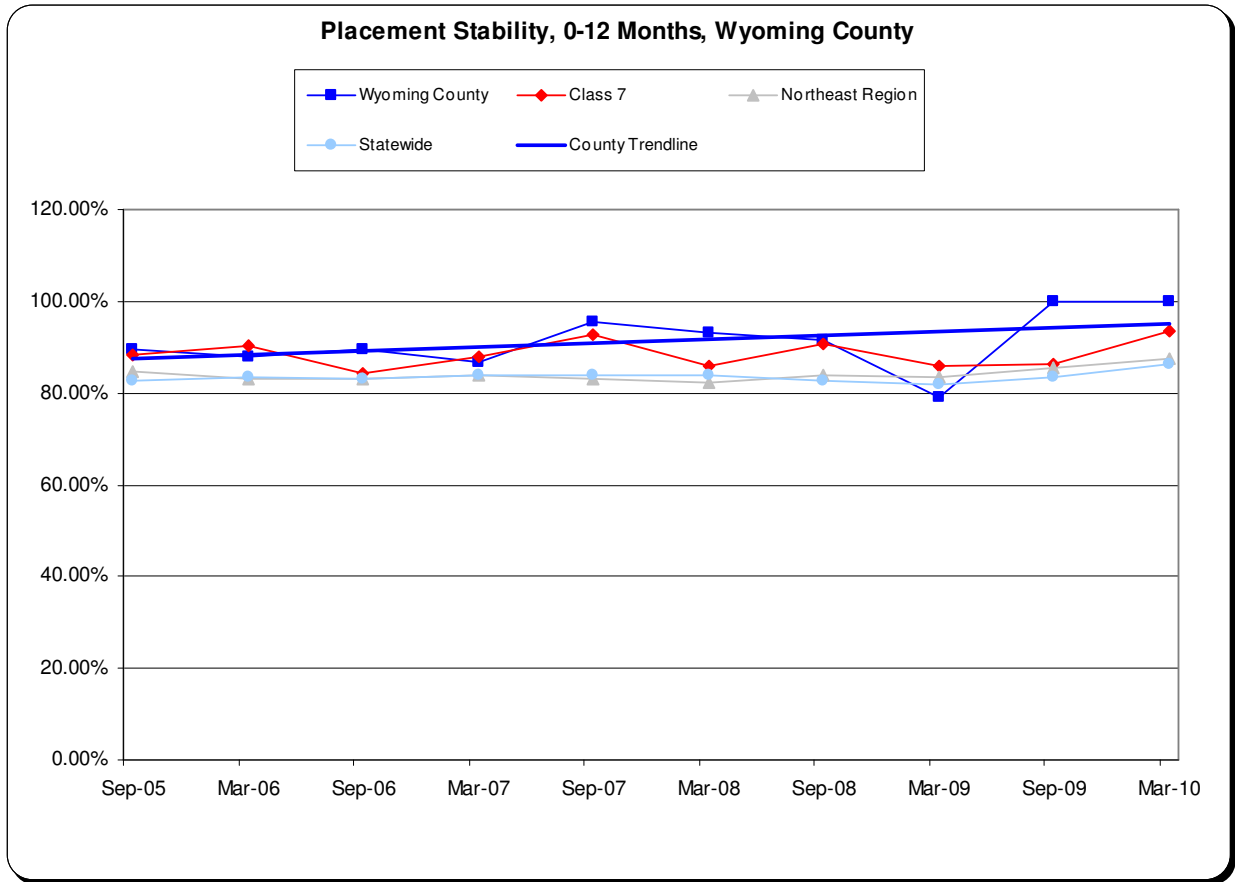
## WYOMING

- What steps is the county taking to achieve permanency for these children? What are the barriers to achieving permanency?

Some of the barriers to achieving permanency for these particular youth were their behavioral health issues getting in the way of being successful in a pre-adoptive home. Another barrier is not finding any suitable family member for these youth.

## WYOMING

**5-2a. Placement Stability, Less than 12 Months (CFSR Measure 4.1)**  
 (See HZA Data Package)



- ❑ Is the county's performance in each measure improving or declining over time? Please describe briefly any significant trends in the data. What policies or practices explain the trends?

The county's performance over time has remained consistent with a little improvement recently. We have offered services to foster families when they were struggling with a child's behavior to save the placement.

- ❑ How does the county's data compare to other counties of the same size? To the statewide data?

Both other Class 7 counties and the state are performing about the same as Wyoming County. There are no major discrepancies.

## WYOMING

- If the county's performance exceeds comparable county and/or statewide performance, what policies or practices does the county believe have contributed to this result? What actions is the county taking to maintain or improve its performance?

**Or**

If the county's performance lags behind comparable county and/or statewide performance, what factors does the county believe have contributed to this result? What actions is the county taking to improve its performance?

N/A

- When compared to class and state performance on each of the measures, at what point does placement stability tend to break down— the first, second, or third year? What is the county doing differently than the class, region, or rest of the state?

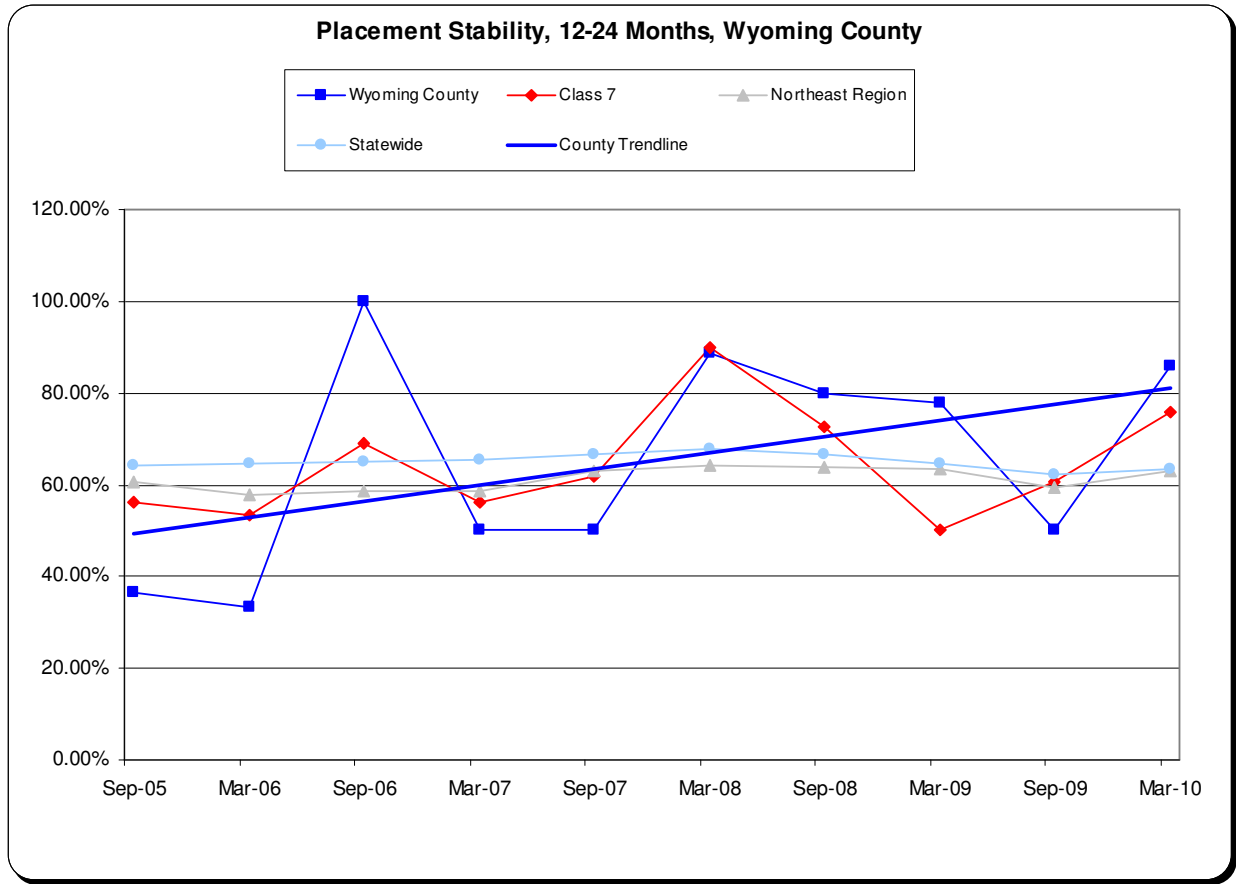
The major break-down in placement stability is after two years in placement. These are typically the most troubled and behaviorally challenged children. We do not know what we are doing differently than others, because we do not know what others are doing. We do know that as an agency we are paying very close attention to stability and length of placement.

- Describe the relationship between actions taken in the first 24-72 hours of a child's removal and the on placement stability? How often does the child's first placement become the placement in which the child remains while in care? What steps is the county taking to increase that proportion?

When you have the luxury of time and can explore many options to find the most suitable placement, then the placement is more stable. However you do not always have this especially in an emergency situation. We are looking closely at where children are placed to reduce the number of moves and trying to find family first.

# WYOMING

## 5-2b. Placement Stability, 12 to 24 Months (CFSR Measure 4.2) (See HZA Data Package)



- Is the county's performance in each measure improving or declining over time? Please describe briefly any significant trends in the data. What policies or practices explain the trends?

The performance in this category had been both up and down. The behavior of the child, conditions that may occur within a foster home, trying to keep siblings together and in the same school all have an effect on placement stability.

- How does the county's data compare to other counties of the same size? To the statewide data?

The county's data is up and down just like other Class 7 counties. The statewide data seems to remain more constant.

## WYOMING

- ❑ If the county's performance exceeds comparable county and/or statewide performance, what policies or practices does the county believe have contributed to this result? What actions is the county taking to maintain or improve its performance?

*Or*

If the county's performance lags behind comparable county and/or statewide performance, what factors does the county believe have contributed to this result? What actions is the county taking to improve its performance?

- ❑ When compared to class and state performance on each of the measures, at what point does placement stability tend to break down– the first, second, or third year? What is the county doing differently than the class, region, or rest of the state?

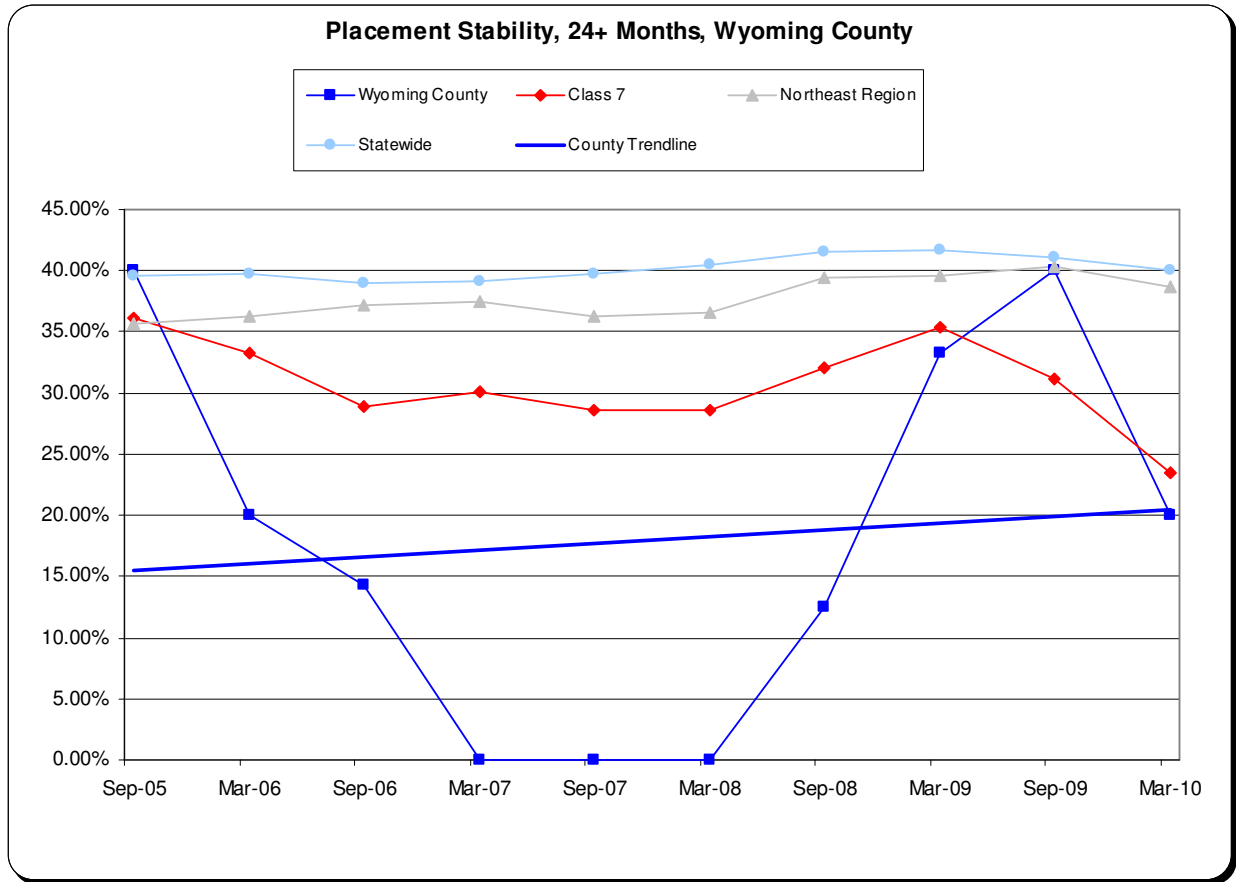
The major break-down in placement stability is after two years in placement. These are typically the most troubled and behaviorally challenged children. We do not know what we are doing differently than others, because we do not know what others are doing. We do know that as an agency we are paying very close attention to stability and length of placement.

- ❑ Describe the relationship between actions taken in the first 24-72 hours of a child's removal and the on placement stability? How often does the child's first placement become the placement in which the child remains while in care? What steps is the county taking to increase that proportion?

When you have the luxury of time and can explore many options to find the most suitable placement, then the placement is more stable. However you do not always have this especially in an emergency situation. We are looking closely at where children are placed to reduce the number of moves and trying to find family first.

# WYOMING

## 5-2c. Placement Stability, More than 24 Months (CFSR Measure 4.3) (See HZA Data Package)



- Is the county's performance in each measure improving or declining over time? Please describe briefly any significant trends in the data. What policies or practices explain the trends?

The county's performance has declined and then improved and is now in a decline over the years. The agency feels that this is due to a limited number of youth who were in the system for a very long time and as an agency we will not let that happen again. A small county will have large fluctuations in percentages from one or two children.

- How does the county's data compare to other counties of the same size? To the statewide data?

Except for September 2005 and September 2009 the county has been far below both the state and the other Class 7 Counties.

## WYOMING

- If the county's performance exceeds comparable county and/or statewide performance, what policies or practices does the county believe have contributed to this result? What actions is the county taking to maintain or improve its performance?

N/A

**Or**

If the county's performance lags behind comparable county and/or statewide performance, what factors does the county believe have contributed to this result? What actions is the county taking to improve its performance?

As previously stated the small number of children exaggerate these percentages. However the agency is paying close attention to placement stability. We have offered in home services to families in order to keep placements more stable.

- When compared to class and state performance on each of the measures, at what point does placement stability tend to break down– the first, second, or third year? What is the county doing differently than the class, region, or rest of the state?

The major break-down in placement stability is after two years in placement. These are typically the most troubled and behaviorally challenged children. I do not know what we are doing differently than others, because I do not know what others are doing. I do know that as an agency we are paying very close attention to stability and length of placement.

- Describe the relationship between actions taken in the first 24-72 hours of a child's removal and the on placement stability? How often does the child's first placement become the placement in which the child remains while in care? What steps is the county taking to increase that proportion?

When you have the luxury of time and can explore many options to find the most suitable placement, then the placement is more stable. However you do not always have this especially in an emergency situation. We are looking closely at where children are placed to reduce the number of moves and trying to find family first.

## WYOMING

### ☞ 5-3a. Prevention Services

- ☐ Briefly describe prevention programs, including services to be provided and what will be prevented (i.e., child abuse, child neglect, truancy, delinquency).

Wyoming County has an extensive array of prevention programs. Below is a list of the programs, the service they offer and the problem to be prevented.

Family Preservation	Intensive in-home counseling	Abuse, neglect, truancy, placement, family dysfunction and children's behavior problems and placement
Independent Living	Prepares youth for transition into adulthood	Truancy, placement, delinquency, D&A issues
Multi-Systemic Therapy	Intensive short term in-home counseling for pre-delinquent youth and their parents	Delinquency, truancy, D&A issues, child's behavior issues and placement
Functional Family Therapy	In-home counseling for the youth and family	Family dysfunction, children's behavior problems, mental health issues
Nurse Family Partnership/Healthy Families	Nurse home visitation	Improve child-care, parenting, bonding, abuse and neglect, placement
Family Resource Center, HANDS, Communities That Care	Community based services	Assists parents in all aspects of parenting, offers programs, free internet for research and information
Parenting Plus	Community Based	Basic parenting education for parents to help prevent abuse and neglect and to promote healthy families
Family Support Alliance	Community based	Support group for parents experiencing difficulty with their children, helps prevent abuse and neglect and family dysfunction that could lead to placement
Pre-K Counts	Community based	Prepares children for school and keeps them from falling behind
Head Start	Community based	Prevents school failure and later truancy
Early Head Start	Home-based	Improves parenting and family functioning a pre-runner to Head Start
Families Helping Families	Community based	Prevents drug and alcohol abuse, is a support to families dealing with these issues.
Parents as Teachers	In home service	Helps with parenting, bonding, preparation for school and prevents abuse and neglect

**5-3b. Previously Introduced Outcomes**

- ❑ For each outcome introduced by the county in past budgets, describe the activities, programs, or services implemented in order to achieve the outcome and results.

There were three outcomes discussed in previous budgets. Two of the three have been successfully achieved. They are: children re-entering care within 12 months of reunification. During Fiscal year 09-10 only one child re-entered care.

The second outcome was children discharged to reunification within 12 months of care. The data given by Hornby Zeller only goes to March 2008, and the percentage was above 80%. Since then our numbers have increased.

The third outcome was adoptions finalized within 24 months of removal. With a new Judge for the county we expect our requests for change of goal to adoption to be granted sooner than the previous Judge, thus we can proceed to TPR and adoption sooner.

- ❑ Describe whether the county will continue its efforts to improve outcomes, or if the county has analyzed needs and chosen to address different outcomes.

The agency will continue to reinforce the positive nature of these outcomes and not let them slip backwards. As an agency we are on the right track to keep kids out of care. If they do go into care, we are getting them home or to a permanent placement more quickly than in the past.

- ❑ Discuss whether the outcome has been achieved, and reasons for that status. Provide specifics on the activities, programs, or services that affect the targeted outcome (county provided and/or purchased).

N/A

- ❑ For continuing or newly targeted outcomes for FY 2009-10:
  - ❑ Identify specific activities [planned] and services to improve the outcomes.
  - ❑ Provide timeframes for measured improvement.
  - ❑ Describe the process for data collection/measurement.

We will continue to have placement review hearing every three months. This holds the parents more accountable for their actions. We will continue to utilize in-home services to help children get out of care and we will work closely with the new Judge to educate him on the importance of timely permanency for children.

## WYOMING

### 5-4a. Family Engagement in Case Planning

- ❑ Assess performance to determine if improvement in this area is needed in the county; describe previous efforts which the county believes have had a positive impact, and any new initiatives to improve this area.

Wyoming County believes in involving the family in case planning. The caseworker meets with the family to initially develop the Family Service Plan either at their home or in the office. The family is encouraged to give their input. The staff is currently being trained in Strengths Based Solution Focused Casework. We are reaching out to absent parents to help alleviate the issues.

It is our belief that if a family is involved from the beginning, then they are more invested in making the necessary changes that have led to agency involvement. At the intake stage the agency is using family meetings and Family Engagement to discuss problems and come up with solutions to avoid having to place children outside of their home.

### 5-4b. Youth Involvement in Case Planning

- ❑ Assess performance to determine if improvement in this area is needed in the county; describe previous efforts which the county believes have had a positive impact, and any new initiatives to improve this area.

Wyoming County also believes in involving youth old enough to help develop their plan and decide what is best for them. As with the family as a whole, if the youth is invested in making changes, then they will stay out of placement or return home sooner from placement.

### 5-4c. Transition Planning & Preparation

- ❑ Assess performance to determine if improvement in this area is needed in the county; describe previous efforts which the county believes have had a positive impact, and any new initiatives to improve this area.

Fostering Connections has made transition planning easier by giving us specific guidelines to follow. Writing the transition plan, having it approved by the court, and involving the youth in every step. We had our first foster child go to college this past year. This youth receives a stipend from the agency to provide for some necessities and to pay for room and board when she is back in her foster home on weekends and holidays.

### 5-4d. Implementation of Concurrent Planning

- ❑ Assess performance to determine if improvement in this area is needed in the county; describe previous efforts which the county believes have had a positive impact, and any new initiatives to improve this area.

- ❑

Caseworkers use concurrent planning when a child enters out of home care. The parents are told of the dual track either reunification or another permanent living arrangement (i.e.: adoption, legal guardianship or relative placement). The county needs to look more closely when placing children to include the possibility of adoption from the start of the placement, to avoid moving children. The three month court reviews have helped to keep parents on track to do what they need to do to have their children returned and it helps keep the agency focused on the dual goals.

**Section 6: Administration**

**6-1b. Employee Benefit Detail**

- ❑ Submit a detailed description of the county's employee benefit package for FY 2010-11. Include a description of each benefit included in the package and the methodology for calculating benefit costs.

Social Security – 6.2% of the employee's salary (no employee goes over the maximum)

Medicare – 1.45% of the employee's salary

Workman's Compensation Insurance - .44% of the employee's salary

Unemployment Compensation Insurance – 2.01% on the first \$8,000

Life Insurance - \$113.40 per employee per year

Health Insurance - \$12,841.44 per employee per year

Pension Plan – 8% of the employee's salary

We currently have 11 employees of Wyoming County Children & Youth. The salary to benefits ratio was 47% for the 2009-2010 fiscal year.

**6-1d. Organizational Changes**

- ❑ Note any changes to the county's organizational chart.

The only change to the county's organizational chart is to change the Paralegal from Diakon from part time to full time.

**6-1e. Staff Evaluations**

- ❑ Describe the method for evaluating staff effectiveness.

Staff is evaluated yearly through the Civil Service Process of performance evaluation. The Director attended a training in the spring on how to use these evaluations more effectively. As a small agency, personnel issues can be recognized early on and can be resolved quickly. If a performance problem is severe then a written warning is given to the employee. The county has policy for terminating an employee and these steps would have to be followed. The County Commissioners are kept informed of any serious situations.

**6-1f. Contract Monitoring & Evaluation**

- ❑ Note the employee/unit which oversees county contracts. Describe the evaluation process.

The Fiscal Department includes a Fiscal Officer and a Fiscal Assistant who oversee the contracting process. As a small county we have been assigned one provider to review the fiscal forms and documentation required by the state to determine the Title IV-E and Act 148 allowable rates. This is a very involved process requiring many hours of work for an already busy department. We are requesting funding to hire a consultant to handle this additional undertaking.

## WYOMING

The vendor contracts for purchased services are originated, tracked, and monitored by the fiscal department. The time lag caused by the fiscal forms and review has necessitated our having to file extensions with providers which add another step to the contracting process. Once the provider is listed as approved on the DPW website, the fiscal packets being used are printed and reviewed and the contract is sent out. A check list is maintained which tracks when the contract is sent, received, sent to commissioners, and returned, as well as proof of insurance, Certificates of compliance, program descriptions, and audit.

The independent audit is reviewed for each provider. A checklist is used to determine if the audit contains all of the elements required by Generally Accepted Accounting Principles. These elements include checking to see if the audit was performed by a licensed CPA, was the audit done in accordance with Governmental Auditing Standards, does the Auditor express an opinion on the financial statements and is the opinion unqualified. Is there a basis of accounting note and no indication of material commitments or contingencies which would affect the ability of the organization to remain an ongoing concern? Are programs identified by CFDA # and are county grants identified? Is there a Report on Compliance and on Internal Control Over Financial Reporting Based on an Audit of Financial Statements Performed in Accordance with *Government Auditing Standards*? Is there a Report on Compliance with Requirements Applicable to Each Major Program and Internal Control over Compliance in Accordance with OMB Circular A-133? Has the auditee completed a Corrective Action Plan (if required) and does it contain the essential elements? If there is a separate Management Letter referenced and is it included in the audit package? Is there no indication that the auditor became aware of fraud, abuse or illegal acts? And finally is the report signed and dated?

WYOMING

**6-1g. Largest Providers Contract Review**

Review the Schedule of Existing Purchased Services and identify the four largest providers (regardless of whether it is a CCYA or JPO provider) as follows:

- Two largest providers of In-Home Services. Include contact information.

<b>Provider Name</b>	<b>Provider Address &amp; Phone</b>	<b>Provider Contact Name</b>	<b># of Children Served FY 2009-10</b>	<b>Total \$ Amount of Services</b>
<b>1:</b> Healthy Families	One Courthouse Square, Tunkhannock, PA 570-996-2231	Marianne Perhacs, RN,BSN	29	\$73,703.84
<b>2:</b> Victims Resource Center	71 North Franklin St. Wilkes-Barre, PA 570-823-0766	Janet McKay	2402	\$15,000.00

- Largest provider of Community Based Placement services. Include contact information.

<b>Provider Name</b>	<b>Provider Address &amp; Phone</b>	<b>Provider Contact Name</b>	<b># of Children Served FY 2009-10</b>	<b>Total \$ Amount of Services</b>
<b>1:</b> Wyoming County Foster Care	PO Box 29 Tunkhannock, PA 570-836-3131	Patricia Skrynski, MSW	20	\$93,259.00

- The largest provider of Institutional Placement services (excluding Youth Development Center and Juvenile Detention Center placements). Include contact information.

<b>Provider Name</b>	<b>Provider Address &amp; Phone</b>	<b>Provider Contact Name</b>	<b># of Children Served FY 2009-10</b>	<b>Total \$ Amount of Services</b>
<b>1:</b> NHS Youth Services, Inc.	4391 Sturbridge Drive Harrisburg, PA 717-441-9526	Joseph Rocks	5	\$115,433.48

## WYOMING

- Briefly summarize the services provided by these entities, the expected outcomes of those services, and how provider performance is monitored.

Healthy-Family Partnership is based on the principles of Nurse Family Partnership but is not limited to serving only first time mothers. Wyoming County saw the need to expand the Nurse Family Partnership Program to be able to include mothers who have previously given birth or were not known to the agency or NFP at or before the 28<sup>th</sup> week of pregnancy. With hospitals reporting all positive drug tests to Children and Youth this program has become invaluable to serving those parents who have had multiple births. The program is designed to strengthen and enrich the lives of parents and babies in their own homes. The mother can be involved while pregnant or shortly after giving birth. The Nurse will follow the family for two years and then the family can transition into other programs such as Parents as Teachers, Early Head Start or Head Start and Pre-K Counts.

The expected outcomes are reduced rates of abuse and neglect and reduced need for out of home care. There have been very few referrals involving parents who have completed this program.

Victims Resource Center offers two programs to the children and youth of Wyoming County. The first is a primary prevention service to children of Tunkhannock Area School District and Lackawanna Trail School District as well as local daycares. The goal of these educational programs is to decrease the vulnerability of the children to abuse and increase the actual and potential reports of child abuse. Information is provided to help student's ages 4-18 reduce their risk of sexual victimization and dating violence. Small groups of 5-25 students receive presentations and activities using age appropriate language and materials. Presentations will include but are not limited to; child safety, cyber safety, building healthy relationships, sexual harassment, rape awareness, dating violence and red zone. Two outcomes are measured: red flags and disclosures. A red flag is defined as the participant's behavior, based on observation of the presenter reflecting the possibility of having been a victim of sexual violence. A disclosure occurs when a participant reveals to the presenter during or after the program that he/she has been the victim of sexual violence.

The second program offered by Victims Resource Center is an anti-violence program for Wyoming County Juvenile Probation. The target audience is juveniles who are mandated to attend either through probation or by a magistrate. This is a ten session course utilizing a combination of videos, lectures, worksheets and discussion. Attendees will tour the local correctional facility and be required to disclose what crime they have committed. The final session is an evaluation individually to assess what the youth has learned and how they have benefited from the program. These reports will be given to the referring agency.

Wyoming County has its own foster care program. Foster care is provided to a child when the child's family is unable or unwilling to provide parental care and supervision to their child. Currently we have 7 approved Resource Homes and two Kinship Care homes. For fiscal year 09-10 we served 20 children in these homes. We have a payment schedule ranging from \$20.00 per day for 0-5 years up to \$42.00 for mother/infant. The expected outcome of foster care is twofold. One is to return the child to his/her family and the other is to provide permanency to that child if return home is not possible. Placements are reviewed

## WYOMING

in court every three months. Foster homes are monitored by the caseworkers regularly and are inspected yearly by the agency for licensure renewal.

NHS Youth Services, Inc. is a broad based provider of residential and community-based Behavioral Health Services. The Northwestern Academy offers three levels of open residential programming on campus for both adjudicated delinquent and dependent youth. The Shelter Care Program, the Open Residential Treatment Program and the Community Prep Program. They also offer the RENEW program. This is an intensive treatment program which provides cognitive behavioral, psycho-educational and experimental interventions to effect change on youth and facilitate recovery and avoid relapse. The VCORE program is a highly structured program that is designed to provide both delinquent and dependent males between the ages of 12 to 18 with the opportunity to change based on a military model. The Challenge, Achieve and Succeed Program is a 120 day program opportunity where youth can enter the program on any day and work at their own pace to achieve goals for successful release. Building Bridges for Girls is for female's ages 13 to 18 delinquent or dependent who are in need of treatment services. The program provides for a safe environment for girls who are at risk of a more restrictive level of care and for those who transition from a secure residential program. The Academy also offers an Intermediate Treatment Program and an Intensive Secure Treatment Unit as well as the Safety, Empathy, Treatment Program for males who have exhibited sexually abusive behavior or who have committed a sexual offense.

The outcomes of all of these programs is to reduce the need for placement, reduce their negative behaviors and help the youth to grow and develop in a healthy manner to be productive members of society.

These programs are utilized by our Juvenile Probation Department and they have had much success with these programs.

**6-3a. Evidence Based Programs**

**Pertinent Submission Information**

This subsection of the Narrative Template is for Special Grant Initiatives (SGI): Evidence-Based Programs (EBP), Pennsylvania Promising Practices (PaPP), Housing and Alternatives to Truancy (ATP) programs. Please review Appendix 9 of the FY 2011-12 NBPB prior to completing this section or the Budget Excel File worksheets.

To ensure proper evaluation of any special grant request, counties must provide brief and sufficient explanations and justifications to the questions in the Narrative Template. Counties are advised to prepare informative responses that offer a clear understanding to help the reviewer recommend approval, rather than a denial or reduction in funds because of missing or unclear information.

Additionally, if a county is requesting a renewal or an expansion of an existing special grant and there was under-utilization and/or under-spending of the grant in FY 2008-09 and/or FY 2009-10, the county must provide detailed explanations as to the cause(s) of the underperformance and must identify measures the county will utilize to prevent the underperformance in both FY 2010-11 as well as FY 2011-12.

If a county is requesting a new grant, it must provide succinct details as to the target population, planned utilization, realistic timeframes for implementing the special grant and outcomes expected to be achieved.

In addition to the Narrative Template, the county must enter SGI fiscal information for each fiscal year in the Budget Excel File. That file will be the primary source for fiscal information. Please ensure fiscal costs in the Narrative Template match the Budget Excel File. Instructions for completing the Excel files are included in Appendix 9 and in the Excel file.

The Special Grants Budget Form for FY 2010-11 requests FY 2008-09 and FY 2009-10 actual expenditures with Needs-Based Fund adjustments and line-item budget information for each SGI in Appendix 9 with the exception of State Reintegration. CCYAs are also required to enter fiscal information in the FY 2011-12 Special Grants Funding Request Form.

Counties are also required to complete the SGI Contact List in the Budget Excel file for all SG and IL programs.

**Requests to Transfer/Shift Funds within Evidence-Based Programs and Pa Promising Practices**

The following subsections provide counties the opportunity to transfer or shift funds within the EBP and PaPP for FY 2010-11. The requests may not exceed the total allocation of the EBP or PaPP and must include detailed justification for the proposed changes. This opportunity is available only for EBP and PaPP. It is not applicable for Housing, ATP or State Reintegration.

WYOMING

**6-3a. Evidence Based Programs: Multi-Systemic Therapy**

- Please indicate which type of request this is:
- 

Request Type	Enter Y or N		
Renewal from 2009-10	Y		
New implementation for 2010-11 (did not receive funds in 2009-10)	N		
Funded and delivered services in 2009-10 but not renewing in 2010-11	N		
Requesting funds for 2011-12 (new, continuing or expanding)		<b>New</b>	<b>Continuing</b>
			<b>Expanding</b>
			<b>Y</b>

Complete the following table if providing this service or requesting a **transfer, shift, or revision** only of funds for FY 2010-11; and/or requesting funds for FY 2011-12. Enter the total amount of state and matching local funds. (Transfer/shifting is allowable only within EBP funds. Counties may not transfer/shift from or to other SGI categories.)

Total Budget Amount	Original/Approved Allocation (Amt requested and approved)	Revision Amount Change + or -	Requested Amount (enter this amount in fiscal worksheets)
FY 2010-11	\$68,790	+ \$36,210	\$105,000
FY 2011-12			\$127,500

- Did your county request and receive approval to transfer/shift funds during FY 2009-10? If YES, will the rationale for the change remain the same for FY 2010-11? Describe, briefly that rationale for the approved change and do not respond to the next question. If NO, please respond to the following question.

*Response:* No. We are requesting funds up to our original budget request for 2010-2011 in our Act 148 funding.

- Explain why the change is requested. What are the deciding factors to move from the originally requested program(s) to another(s)? Was this change discussed with the regional office?

*Response:* Wyoming County did not request funds to be moved from one program to another.

WYOMING

❑ Complete the following table for each applicable year.

	0607	0708	0809	0910	1011	1112
Target Population			12-17	12-17	12-17	12-17
# of Referrals			5	12	12	15
# Successfully completing program			3	12	12	15
Cost per year			12,784.82	67,578.41	105,000.00	127,500.00
Per Diem Cost/Program funded amount			\$56.57	\$56.57	\$56.57	\$56.57
# of MA referrals			0	0	0	0
# of Non MA referrals			5	12	12	15
Name of provider			Community Solutions, Inc.	Community Solutions, Inc	Community Solutions, Inc	Community Solutions, Inc.

**If this is a renewal of services delivered in FY 2009-10, answer the following:**

- ❑ Clearly describe the program’s accomplishments or results; any challenges to implementation; and the impact on service delivery for FY 2010-11. Use data/statistics to show the impact of the program services.

*Response:* MST began in April 2009 in Wyoming County. For fiscal year 09-10 there were 12 youth referred to the program. So far 7 of them have completed the program. We expect the other 5 to also successfully complete the program. None of these youth have required out of home placement and two JPO youth left placement earlier than expected to partake in the program.

- ❑ What are the barriers to the realization of your program outcomes? Identify each year and describe the barrier/challenge to reaching the program outcomes for that year.

*Response:* So far there have not been any barriers to youth successfully completing the program. There has not been any youth requiring out of home placement that has participated in this program.

- ❑ Describe the county’s expenditures history, if any, for the program/practice. What factors contributed to the successful or under spending or under-utilization of grant funds?

*Response:* In early July 2009 the staff person assigned to this county was not doing her job and was fired. Community Solutions hired another worker. Community Solutions did not charge the county for services for July, August and September 2009. Therefore we were under spent for Fiscal year 09-10.

- ❑ If there were instances of under spending or under-utilization of prior years grant funds, describe what changes have occurred or will occur to ensure that grant funds for this program/service are maximized and effectively managed. Also, identify the measures the county will utilize in both FY 2010-11 and FY 2011-12.

❑  
*Response:* As stated above we were underspent for fiscal year 09-10 due to Community Solutions, Inc. not charging us for three months of service. The budget impasse also affected early use of programs.

## WYOMING

### **Complete the following for each applicable year.**

- ❑ Indicate and describe the target population for whom the county expects to provide these services. Describe how the target population was chosen and the internal and external factors influencing this decision. This may include age, location, type or reason for placement, whether it is county-wide, school district focused, etc.

**FY 2010-11** (for counties with approved allocations or transfer/shift requests)

*Response:* The target populations for this program are youth ages 12-17 that have been displaying pre-delinquent behavior.

**FY 2011-12** Renewing counties may reply with “same as above” unless expanding or decreasing the services, which requires further information and justification. Describe the provider’s capacity to serve additional youth.

*Response:* Same as above

- ❑ Identify the service outcomes the county expects to achieve as a result of providing these services. Explain how service outcomes will be measured and the frequency of measurement.

**FY 2010-11** (for counties with approved allocations or transfer/shift requests)

*Response:* The county expects to reduce the number of youth who need out of home placements due to completion of this program. The youth who have received this service are recorded in the CAPS system and we will review this information every 6 months to see if any of them have required out of home placement.

**FY 2011-12** Renewing counties may reply with “same as above” unless expanding or decreasing the services or revising prior outcomes, which requires further information and justification.

*Response:* Same as above

- ❑ Describe how the program will be implemented or operated for services from the identification and referral process through program completion. Do not describe the model. Discuss the agency’s experience with the provider agency, and their Medical Assistance approval and enrollment status. Provide a timeline for any changes or new program implementation.

**FY 2010-11** (for counties with approved allocations or transfer/shift requests)

*Response:* A referral is made to Community Solutions, Inc. (CSI) They decide if the referral is appropriate and then assign it to the worker for Wyoming County. There can only be 5 open cases at a time. The cases are reviewed monthly at the C&Y office with the worker and her supervisor, the C&Y Director, Casework Supervisor and the Caseworker. At this time our Managed Care Agency will not accept Community Solutions Inc. MST Program for MA payment. CSI is accepted by Managed Care Agencies in other areas.

## WYOMING

**FY 2011-12** Renewing counties may reply with “same as above” unless expanding or decreasing the services, which requires further information and justification.

*Response:* Same as above

- ❑ Clearly explain the implementation year budget of FY 2010-11. Identify and discuss how the cost of services (per diem/unit or program funded) is determined and included in the budget, and provide a brief narrative description of each budget line item. Also describe the invoicing process and any requirements between the county and provider agencies.
- ❑ **FY 2010-11** (for counties with approved allocations or transfer/shift requests)

*Response:* The cost of service is based on a per diem. The per diem is \$56.57. The average length of service is 5 months. This equates to approximately 150 days of service. The cost for each youth is \$8,485.00. The allocation given us was for \$68,790.00. This will allow us to serve only 8 youth. We have asked for an increase of \$36,210.00 for a total of \$105,000.00 which is what we had originally budgeted. This will allow us to serve 12 youth. Community Solutions invoices the agency monthly.

- ❑ **FY 2011-12** For new funding requests or renewing counties requesting an increase or expansion of funds, clearly describe the process used to calculate the county request for funding and the rationale. Provide historical information as to the county’s successes or barriers to new program/practice implementation, including provider contracting and participation. Refer to the county timeline (requested above) as part of the rationale.

*Response:* The County would like to serve 12 youth. There is one therapist assigned to Wyoming County and she is able to serve 5 youth at a time. The funding allocated to Wyoming County will only allow us to serve 8 youth, therefore we have asked for an increase.

- ❑ For FY 2011-12 Explain the potential cost savings/offsets and impact of increased use. When is it predicted that the cost savings will be realized? What type of placement will be utilized?

*Response:* The cost savings may not be realized until after this fiscal year. The outcome is to keep youth from going into an out of home placement either through the C&Y system or the JPO system.

- ❑ Identify any technical assistance needs the county or provider agency has to provide effective services.

**FY 2010-11** (for counties with approved allocations or transfer/shift requests)

*Response:* None

**FY 2011-12** (for counties requesting funds for the first time)

*Response:* None

WYOMING

**6-3a. Evidence Based Programs: Functional Family Therapy**

- Please indicate which type of request this is:

Request Type	Enter Y or N		
Renewal from 2009-10			
New implementation for 2010-11 (did not receive funds in 2009-10)			
Funded and delivered services in 2009-10 but not renewing in 2010-11			
Requesting funds for 2011-12 (new, continuing or expanding)	<b>New</b>	<b>Continuing</b>	<b>Expanding</b>

Complete the following table if providing this service or requesting a **transfer, shift, or revision** only of funds for FY 2010-11; and/or requesting funds for FY 2011-12. Enter the total amount of state and matching local funds. (Transfer/shifting is allowable only within EBP funds. Counties may not transfer/shift from or to other SGI categories.)

Total Budget Amount	Original/Approved Allocation (Amt requested and approved)	Revision Amount Change + or -	Requested Amount (enter this amount in fiscal worksheets)
FY 2010-11			
FY 2011-12			

- Did your county request and receive approval to transfer/shift funds during FY 2009-10? If YES, will the rationale for the change remain the same for FY 2010-11? Describe, briefly that rationale for the approved change and do not respond to the next question. If NO, please respond to the following question.

*Response:*

- Explain why the change is requested. What are the deciding factors to move from the originally requested program(s) to another(s)? Was this change discussed with the regional office?

*Response:*

- Complete the following table for each applicable year.

	0607	0708	0809	0910	1011	1112
Target Population						
# of Referrals						
# Successfully completing program						
Cost per year						
Per Diem Cost/Program funded amount						
# of MA referrals						
# of Non MA referrals						
Name of provider						

## WYOMING

### **If this is a renewal of services delivered in FY 2009-10, answer the following:**

- Clearly describe the program's accomplishments or results; any challenges to implementation; and the impact on service delivery for FY 2010-11. Use data/statistics to show the impact of the program services.

*Response:*

- What are the barriers to the realization of your program outcomes? Identify each year and describe the barrier/challenge to reaching the program outcomes for that year.

*Response:*

- Describe the county's expenditures history, if any, for the program/practice. What factors contributed to the successful or under spending or under-utilization of grant funds?

*Response:*

- If there were instances of under spending or under-utilization of prior years grant funds, describe what changes have occurred or will occur to ensure that grant funds for this program/service are maximized and effectively managed. Also, identify the measures the county will utilize in both FY 2010-11 and FY 2011-12.

*Response:*

### **Complete the following for each applicable year.**

- Indicate and describe the target population for whom the county expects to provide these services. Describe how the target population was chosen and the internal and external factors influencing this decision. This may include age, location, type or reason for placement, whether it is county-wide, school district focused, etc.

**FY 2010-11** (for counties with approved allocations or transfer/shift requests)

*Response:*

**FY 2011-12** Renewing counties may reply with "same as above" unless expanding or decreasing the services, which requires further information and justification. Describe the provider's capacity to serve additional youth.

*Response:*

- Identify the service outcomes the county expects to achieve as a result of providing these services. Explain how service outcomes will be measured and the frequency of measurement.

**FY 2010-11** (for counties with approved allocations or transfer/shift requests)

*Response:*

## WYOMING

**FY 2011-12** Renewing counties may reply with “same as above” unless expanding or decreasing the services or revising prior outcomes, which requires further information and justification.

*Response:*

- ❑ Describe how the program will be implemented or operated for services from the identification and referral process through program completion. Do not describe the model. Discuss the agency’s experience with the provider agency, and their Medical Assistance approval and enrollment status. Provide a timeline for any changes or new program implementation.

**FY 2010-11** (for counties with approved allocations or transfer/shift requests)

*Response:*

**FY 2011-12** Renewing counties may reply with “same as above” unless expanding or decreasing the services, which requires further information and justification.

*Response:*

- ❑ Clearly explain the implementation year budget of FY 2010-11. Identify and discuss how the cost of services (per diem/unit or program funded) is determined and included in the budget, and provide a brief narrative description of each budget line item. Also describe the invoicing process and any requirements between the county and provider agencies.

**FY 2010-11** (for counties with approved allocations or transfer/shift requests)

*Response:*

**FY 2011-12** For new funding requests or renewing counties requesting an increase or expansion of funds, clearly describe the process used to calculate the county request for funding and the rationale. Provide historical information as to the county’s successes or barriers to new program/practice implementation, including provider contracting and participation. Refer to the county timeline (requested above) as part of the rationale.

*Response:*

- ❑ For FY 2011-12 Explain the potential cost savings/offsets and impact of increased use. When is it predicted that the cost savings will be realized? What type of placement will be utilized?

*Response:*

- ❑ Identify any technical assistance needs the county or provider agency has to provide effective services.

**FY 2010-11** (for counties with approved allocations or transfer/shift requests)

*Response:*

## WYOMING

**FY 2011-12** (for counties requesting funds for the first time)

*Response:*

WYOMING

**6-3a. Evidence Based Programs: Multidimensional Treatment Foster Care**

Please indicate which type of request this is:

Request Type	Enter Y or N			
Renewal from 2009-10				
New implementation for 2010-11 (did not receive funds in 2009-10)				
Funded and delivered services in 2009-10 but not renewing in 2010-11				
Requesting funds for 2011-12 (new, continuing or expanding)		<b>New</b>	<b>Continuing</b>	<b>Expanding</b>

Complete the following table if providing this service or requesting a **transfer, shift, or revision** only of funds for FY 2010-11; and/or requesting funds for FY 2011-12. Enter the total amount of state and matching local funds. (Transfer/shifting is allowable only within EBP funds. Counties may not transfer/shift from or to other SGI categories.)

Total Budget Amount	Original/Approved Allocation (Amt requested and approved)	Revision Amount Change + or -	Requested Amount (enter this amount in fiscal worksheets)
FY 2010-11			
FY 2011-12			

Did your county request and receive approval to transfer/shift funds during FY 2009-10? If YES, will the rationale for the change remain the same for FY 2010-11? Describe, briefly that rationale for the approved change and do not respond to the next question. If NO, please respond to the following question.

*Response:*

Explain why the change is requested. What are the deciding factors to move from the originally requested program(s) to another(s)? Was this change discussed with the regional office?

*Response:*

Complete the following table for each applicable year.

	0607	0708	0809	0910	1011	1112
Target Population						
# of Referrals						
# Successfully completing program						
Cost per year						
Per Diem Cost/Program funded amount						
# of MA referrals						

WYOMING

# of Non MA referrals						
Name of provider						

**If this is a renewal of services delivered in FY 2009-10, answer the following:**

- Clearly describe the program’s accomplishments or results; any challenges to implementation; and the impact on service delivery for FY 2010-11. Use data/statistics to show the impact of the program services.

*Response:*

- What are the barriers to the realization of your program outcomes? Identify each year and describe the barrier/challenge to reaching the program outcomes for that year.

*Response:*

- Describe the county’s expenditures history, if any, for the program/practice. What factors contributed to the successful or under spending or under-utilization of grant funds?

*Response:*

- If there were instances of under spending or under-utilization of prior years grant funds, describe what changes have occurred or will occur to ensure that grant funds for this program/service are maximized and effectively managed. Also, identify the measures the county will utilize in both FY 2010-11 and FY 2011-12.

*Response:*

**Complete the following for each applicable year.**

- Indicate and describe the target population for whom the county expects to provide these services. Describe how the target population was chosen and the internal and external factors influencing this decision. This may include age, location, type or reason for placement, whether it is county-wide, school district focused, etc.

**FY 2010-11** (for counties with approved allocations or transfer/shift requests)

*Response:*

**FY 2011-12** Renewing counties may reply with “same as above” unless expanding or decreasing the services, which requires further information and justification. Describe the provider’s capacity to serve additional youth.

*Response:*

- Identify the service outcomes the county expects to achieve as a result of providing these services. Explain how service outcomes will be measured and the frequency of measurement.

**FY 2010-11** (for counties with approved allocations or transfer/shift requests)

## WYOMING

*Response:*

**FY 2011-12** Renewing counties may reply with “same as above” unless expanding or decreasing the services or revising prior outcomes, which requires further information and justification.

*Response:*

- ❑ Describe how the program will be implemented or operated for services from the identification and referral process through program completion. Do not describe the model. Discuss the agency’s experience with the provider agency, and their Medical Assistance approval and enrollment status. Provide a timeline for any changes or new program implementation.

**FY 2010-11** (for counties with approved allocations or transfer/shift requests)

*Response:*

**FY 2011-12** Renewing counties may reply with “same as above” unless expanding or decreasing the services, which requires further information and justification.

*Response:*

- ❑ Clearly explain the implementation year budget of FY 2010-11. Identify and discuss how the cost of services (per diem/unit or program funded) is determined and included in the budget, and provide a brief narrative description of each budget line item. Also describe the invoicing process and any requirements between the county and provider agencies.

**FY 2010-11** (for counties with approved allocations or transfer/shift requests)

*Response:*

**FY 2011-12** For new funding requests or renewing counties requesting an increase or expansion of funds, clearly describe the process used to calculate the county request for funding and the rationale. Provide historical information as to the county’s successes or barriers to new program/practice implementation, including provider contracting and participation. Refer to the county timeline (requested above) as part of the rationale.

*Response:*

- ❑ For FY 2011-12 Explain the potential cost savings/offsets and impact of increased use. When is it predicted that the cost savings will be realized? What type of placement will be utilized?

*Response:*

- ❑ Identify any technical assistance needs the county or provider agency has to provide effective services.

**FY 2010-11** (for counties with approved allocations or transfer/shift requests)

## WYOMING

*Response:*

**FY 2011-12** (for counties requesting funds for the first time)

*Response:*

WYOMING

6-3a. Evidence Based Programs: Family Group Decision Making

- Please indicate which type of request this is:

Request Type	Enter Y or N			
Renewal from 2009-10	N			
New implementation for 2010-11 (did not receive funds in 2009-10)	Y			
Funded and delivered services in 2009-10 but not renewing in 2010-11	N			
Requesting funds for 2011-12 (new, continuing or expanding)		New	Continuing	Expanding
		Y		

Complete the following table if providing this service or requesting a **transfer, shift, or revision** only of funds for FY 2010-11; and/or requesting funds for FY 2011-12. Enter the total amount of state and matching local funds. (Transfer/shifting is allowable only within EBP funds. Counties may not transfer/shift from or to other SGI categories.)

Total Budget Amount	Original/Approved Allocation (Amt requested and approved)	Revision Amount Change + or -	Requested Amount (enter this amount in fiscal worksheets)
FY 2010-11	0	+ \$11,250	\$11,250
FY 2011-12			\$20,000

- Did your county request and receive approval to transfer/shift funds during FY 2009-10? If YES, will the rationale for the change remain the same for FY 2010-11? Describe, briefly that rationale for the approved change and do not respond to the next question. If NO, please respond to the following question.

*Response:* No

- Explain why the change is requested. What are the deciding factors to move from the originally requested program(s) to another(s)? Was this change discussed with the regional office?

*Response:* This County did not request that funds be moved from one program to another. No funds are available for transfer. We are requesting Act 148 funding to get the program started in 2010-2011.

WYOMING

❑ Complete the following table for each applicable year.

	0607	0708	0809	0910	1011	1112
Target Population					0-18	0-18
# of Referrals					5	8
# Successfully completing program					5	8
Cost per year					\$11,250	\$20,000
Per Diem Cost/Program funded amount					\$2,250	\$2250
# of MA referrals					0	0
# of Non MA referrals					5	8
Name of provider					Loftus-Vergari and Associates, Inc.	Loftus-Vergari and Associates, Inc.

**If this is a renewal of services delivered in FY 2009-10, answer the following:**

- ❑ Clearly describe the program’s accomplishments or results; any challenges to implementation; and the impact on service delivery for FY 2010-11. Use data/statistics to show the impact of the program services.

*Response: N/A*

- ❑ What are the barriers to the realization of your program outcomes? Identify each year and describe the barrier/challenge to reaching the program outcomes for that year.

*Response: N/A*

- ❑ Describe the county’s expenditures history, if any, for the program/practice. What factors contributed to the successful or under spending or under-utilization of grant funds?

*Response: N/A*

- ❑ If there were instances of under spending or under-utilization of prior years grant funds, describe what changes have occurred or will occur to ensure that grant funds for this program/service are maximized and effectively managed. Also, identify the measures the county will utilize in both FY 2010-11 and FY 2011-12.

*Response: N/A*

**Complete the following for each applicable year.**

- ❑ Indicate and describe the target population for whom the county expects to provide these services. Describe how the target population was chosen and the internal and external factors influencing this decision. This may include age, location, type or reason for placement, whether it is county-wide, school district focused, etc.

## WYOMING

### **FY 2010-11** (for counties with approved allocations or transfer/shift requests)

*Response:* The target population would be any family that comes to the attention of this agency or JPO that is experiencing multiple dysfunctions and that has a lot of family support. It may also be a family who has a child in placement and looking to return home sooner than expected.

**FY 2011-12** Renewing counties may reply with “same as above” unless expanding or decreasing the services, which requires further information and justification. Describe the provider’s capacity to serve additional youth.

*Response:* Same as above

- Identify the service outcomes the county expects to achieve as a result of providing these services. Explain how service outcomes will be measured and the frequency of measurement.

### **FY 2010-11** (for counties with approved allocations or transfer/shift requests)

*Response:* The outcomes are reducing risk of abuse and neglect as well as reducing the need for out of home care. These cases will be tracked through the CAPS program.

**FY 2011-12** Renewing counties may reply with “same as above” unless expanding or decreasing the services or revising prior outcomes, which requires further information and justification.

*Response:* Same as above

- Describe how the program will be implemented or operated for services from the identification and referral process through program completion. Do not describe the model. Discuss the agency’s experience with the provider agency, and their Medical Assistance approval and enrollment status. Provide a timeline for any changes or new program implementation.

### **FY 2010-11** (for counties with approved allocations or transfer/shift requests)

*Response:* A referral will be made to Loftus-Vergari and Associates for Family Group Decision Making. The LV worker will then discuss the case with the caseworker and contact all interested family, community members or professionals working with the family. The family conference will be held and a plan will be drawn up. The C&Y caseworker will incorporate this plan in the Family Service Plan if the case is to be opened for services. We are familiar with Loftus-Vergari and Associates as we have used their counseling services and foster care services in the past. The provider is very willing to adapt their program to meet the needs of the agency. This program is not approved for MA funding. Since this is a new program we would like to use Act 148 funds for fiscal year 10-11 and for 11-12 we have requested funding through evidence based programming.

## WYOMING

**FY 2011-12** Renewing counties may reply with “same as above” unless expanding or decreasing the services, which requires further information and justification.

*Response:* N/A

- Clearly explain the implementation year budget of FY 2010-11. Identify and discuss how the cost of services (per diem/unit or program funded) is determined and included in the budget, and provide a brief narrative description of each budget line item. Also describe the invoicing process and any requirements between the county and provider agencies.

**FY 2010-11** (for counties with approved allocations or transfer/shift requests)

*Response:* The cost of service is a flat rate for the family group conference. Loftus-Vergari and Associates is charging the county \$2,500 per conference. We would like to be able to hold 5 per year. This is a purchased service and the provider will bill the agency upon completion of the service.

**FY 2011-12** For new funding requests or renewing counties requesting an increase or expansion of funds, clearly describe the process used to calculate the county request for funding and the rationale. Provide historical information as to the county’s successes or barriers to new program/practice implementation, including provider contracting and participation. Refer to the county timeline (requested above) as part of the rationale.

*Response:* In fiscal year 2011-2012 we would like to be able to serve three additional families for a total of 8. We do not anticipate any major barriers to offering this service as long as we have appropriate families and referrals.

- For FY 2011-12 Explain the potential cost savings/offsets and impact of increased use. When is it predicted that the cost savings will be realized? What type of placement will be utilized?

*Response:* The cost savings may not be realized until after this fiscal year. The outcome is to keep youth from going into an out of home placement either through the C&Y system or the JPO system.

- Identify any technical assistance needs the county or provider agency has to provide effective services.

**FY 2010-11** (for counties with approved allocations or transfer/shift requests)

*Response:* None

**FY 2011-12** (for counties requesting funds for the first time)

*Response:* None

WYOMING

**6-3a. Evidence Based Programs: Family Development Credentialing**

- Please indicate which type of request this is:

Request Type	Enter Y or N			
Renewal from 2009-10				
New implementation for 2010-11 (did not receive funds in 2009-10)				
Funded and delivered services in 2009-10 but not renewing in 2010-11				
Requesting funds for 2011-12 (new, continuing or expanding)		<b>New</b>	<b>Continuing</b>	<b>Expanding</b>

Complete the following table if providing this service or requesting a **transfer, shift, or revision** only of funds for FY 2010-11; and/or requesting funds for FY 2011-12. Enter the total amount of state and matching local funds. (Transfer/shifting is allowable only within EBP funds. Counties may not transfer/shift from or to other SGI categories.)

Total Budget Amount	Original/Approved Allocation (Amt requested and approved)	Revision Amount Change + or -	Requested Amount (enter this amount in fiscal worksheets)
FY 2010-11			
FY 2011-12			

- Did your county request and receive approval to transfer/shift funds during FY 2009-10? If YES, will the rationale for the change remain the same for FY 2010-11? Describe, briefly that rationale for the approved change and do not respond to the next question. If NO, please respond to the following question.

*Response:*

- Explain why the change is requested. What are the deciding factors to move from the originally requested program(s) to another(s)? Was this change discussed with the regional office?

*Response:*

- **Complete the following table for each applicable year.**

	0607	0708	0809	0910	1011	1112
Target Population						
# of Referrals						
# Successfully completing program						
Cost per year						
Per Diem Cost/Program funded amount						
# of MA referrals						

WYOMING

# of Non MA referrals						
Name of provider						

**If this is a renewal of services delivered in FY 2009-10, answer the following:**

- Clearly describe the program’s accomplishments or results; any challenges to implementation; and the impact on service delivery for FY 2010-11. Use data/statistics to show the impact of the program services.

*Response:*

- What are the barriers to the realization of your program outcomes? Identify each year and describe the barrier/challenge to reaching the program outcomes for that year.

*Response:*

- Describe the county’s expenditures history, if any, for the program/practice. What factors contributed to the successful or under spending or under-utilization of grant funds?

*Response:*

- If there were instances of under spending or under-utilization of prior years grant funds, describe what changes have occurred or will occur to ensure that grant funds for this program/service are maximized and effectively managed. Also, identify the measures the county will utilize in both FY 2010-11 and FY 2011-12.

*Response:*

**Complete the following for each applicable year.**

- Indicate and describe the target population for whom the county expects to provide these services. Describe how the target population was chosen and the internal and external factors influencing this decision. This may include age, location, type or reason for placement, whether it is county-wide, school district focused, etc.

**FY 2010-11** (for counties with approved allocations or transfer/shift requests)

*Response:*

**FY 2011-12** Renewing counties may reply with “same as above” unless expanding or decreasing the services, which requires further information and justification. Describe the provider’s capacity to serve additional youth.

*Response:*

- Identify the service outcomes the county expects to achieve as a result of providing these services. Explain how service outcomes will be measured and the frequency of measurement.

**FY 2010-11** (for counties with approved allocations or transfer/shift requests)

## WYOMING

*Response:*

**FY 2011-12** Renewing counties may reply with “same as above” unless expanding or decreasing the services or revising prior outcomes, which requires further information and justification.

*Response:*

- ❑ Describe how the program will be implemented or operated for services from the identification and referral process through program completion. Do not describe the model. Discuss the agency’s experience with the provider agency, and their Medical Assistance approval and enrollment status. Provide a timeline for any changes or new program implementation.

**FY 2010-11** (for counties with approved allocations or transfer/shift requests)

*Response:*

**FY 2011-12** Renewing counties may reply with “same as above” unless expanding or decreasing the services, which requires further information and justification.

*Response:*

- ❑ Clearly explain the implementation year budget of FY 2010-11. Identify and discuss how the cost of services (per diem/unit or program funded) is determined and included in the budget, and provide a brief narrative description of each budget line item. Also describe the invoicing process and any requirements between the county and provider agencies.

**FY 2010-11** (for counties with approved allocations or transfer/shift requests)

*Response:*

**FY 2011-12** For new funding requests or renewing counties requesting an increase or expansion of funds, clearly describe the process used to calculate the county request for funding and the rationale. Provide historical information as to the county’s successes or barriers to new program/practice implementation, including provider contracting and participation. Refer to the county timeline (requested above) as part of the rationale.

*Response:*

- ❑ For FY 2011-12 Explain the potential cost savings/offsets and impact of increased use. When is it predicted that the cost savings will be realized? What type of placement will be utilized?

*Response:*

- ❑ Identify any technical assistance needs the county or provider agency has to provide effective services.

**FY 2010-11** (for counties with approved allocations or transfer/shift requests)

## WYOMING

*Response:*

**FY 2011-12** (for counties requesting funds for the first time)

*Response:*

WYOMING

**6-3a. Evidence Based Programs: Family Finding**

- Please indicate which type of request this is:

Request Type	Enter Y or N			
Renewal from 2009-10				
New implementation for 2010-11 (did not receive funds in 2009-10)				
Funded and delivered services in 2009-10 but not renewing in 2010-11				

Complete the following table if providing this service or requesting a **transfer, shift, or revision** only of funds for FY 2010-11. Enter the total amount of state and matching local funds. (Transfer/shifting is allowable only within EBP funds. Counties may not transfer/shift from or to other SGI categories.)

Total Budget Amount	Original/Approved Allocation (Amt requested and approved)	Revision Amount Change + or -	Requested Amount (enter this amount in fiscal worksheets)
FY 2010-11			

- Did your county request and receive approval to transfer/shift funds during FY 2009-10? If YES, will the rationale for the change remain the same for FY 2010-11? Describe, briefly that rationale for the approved change and do not respond to the next question. If NO, please respond to the following question.

*Response:*

- Explain why the change is requested. What are the deciding factors to move from the originally requested program(s) to another(s)? Was this change discussed with the regional office?

*Response:*

- Complete the following table for each applicable year.

	0607	0708	0809	0910	1011
Target Population					
# of Referrals					
# Successfully completing program					
Cost per year					
Per Diem Cost/Program funded amount					
# of MA referrals					
# of Non MA referrals					
Name of provider					

## WYOMING

### **If this is a renewal of services delivered in FY 2009-10, answer the following:**

- ❑ Clearly describe the program's accomplishments or results; any challenges to implementation; and the impact on service delivery for FY 2010-11. Use data/statistics to show the impact of the program services.

*Response:*

- ❑ What are the barriers to the realization of your program outcomes? Identify each year and describe the barrier/challenge to reaching the program outcomes for that year.

*Response:*

- ❑ Describe the county's expenditures history, if any, for the program/practice. What factors contributed to the successful or under spending or under-utilization of grant funds?

*Response:*

- ❑ If there were instances of under spending or under-utilization of prior years grant funds, describe what changes have occurred or will occur to ensure that grant funds for this program/service are maximized and effectively managed. Also, identify the measures the county will utilize in FY 2010-11.

*Response:*

### **Complete the following for each applicable year.**

- ❑ Indicate and describe the target population for whom the county expects to provide these services. Describe how the target population was chosen and the internal and external factors influencing this decision. This may include age, location, type or reason for placement, whether it is county-wide, school district focused, etc.

**FY 2010-11** (for counties with approved allocations or transfer/shift requests)

*Response:*

- ❑ Identify the service outcomes the county expects to achieve as a result of providing these services. Explain how service outcomes will be measured and the frequency of measurement.

**FY 2010-11** (for counties with approved allocations or transfer/shift requests)

*Response:*

- ❑ Describe how the program will be implemented or operated for services from the identification and referral process through program completion. Do not describe the model. Discuss the agency's experience with the provider agency, and their Medical Assistance approval and enrollment status. Provide a timeline for any changes or new program implementation.

## WYOMING

**FY 2010-11** (for counties with approved allocations or transfer/shift requests)

*Response:*

- Clearly explain the implementation year budget of FY 2010-11. Identify and discuss how the cost of services (per diem/unit or program funded) is determined and included in the budget, and provide a brief narrative description of each budget line item. Also describe the invoicing process and any requirements between the county and provider agencies.

**FY 2010-11** (for counties with approved allocations or transfer/shift requests)

*Response:*

- Identify any technical assistance needs the county or provider agency has to provide effective services.

**FY 2010-11** (for counties with approved allocations or transfer/shift requests)

*Response:*

WYOMING

**6-3a. Evidence Based Programs: High-Fidelity Wrap Around**

- Please indicate which type of request this is:

Request Type	Enter Y or N			
Renewal from 2009-10				
New implementation for 2010-11 (did not receive funds in 2009-10)				
Funded and delivered services in 2009-10 but not renewing in 2010-11				
Requesting funds for 2011-12 (new, continuing or expanding)		<b>New</b>	<b>Continuing</b>	<b>Expanding</b>

Complete the following table if providing this service or requesting a **transfer, shift, or revision** only of funds for FY 2010-11; and/or requesting funds for FY 2011-12. Enter the total amount of state and matching local funds. (Transfer/shifting is allowable only within EBP funds. Counties may not transfer/shift from or to other SGI categories.)

Total Budget Amount	Original/Approved Allocation (Amt requested and approved)	Revision Amount Change + or -	Requested Amount (enter this amount in fiscal worksheets)
FY 2010-11			
FY 2011-12			

- Did your county request and receive approval to transfer/shift funds during FY 2009-10? If YES, will the rationale for the change remain the same for FY 2010-11? Describe, briefly that rationale for the approved change and do not respond to the next question. If NO, please respond to the following question.

*Response:*

- Explain why the change is requested. What are the deciding factors to move from the originally requested program(s) to another(s)? Was this change discussed with the regional office?

*Response:*

- **Complete the following table for each applicable year.**

	0607	0708	0809	0910	1011	1112
Target Population						
# of Referrals						
# Successfully completing program						
Cost per year						
Per Diem Cost/Program funded amount						
# of MA referrals						

WYOMING

# of Non MA referrals						
Name of provider						

**If this is a renewal of services delivered in FY 2009-10, answer the following:**

- Clearly describe the program’s accomplishments or results; any challenges to implementation; and the impact on service delivery for FY 2010-11. Use data/statistics to show the impact of the program services.

*Response:*

- What are the barriers to the realization of your program outcomes? Identify each year and describe the barrier/challenge to reaching the program outcomes for that year.

*Response:*

- Describe the county’s expenditures history, if any, for the program/practice. What factors contributed to the successful or under spending or under-utilization of grant funds?

*Response:*

- If there were instances of under spending or under-utilization of prior years grant funds, describe what changes have occurred or will occur to ensure that grant funds for this program/service are maximized and effectively managed. Also, identify the measures the county will utilize in both FY 2010-11 and FY 2011-12.

*Response:*

**Complete the following for each applicable year.**

- Indicate and describe the target population for whom the county expects to provide these services. Describe how the target population was chosen and the internal and external factors influencing this decision. This may include age, location, type or reason for placement, whether it is county-wide, school district focused, etc.

**FY 2010-11** (for counties with approved allocations or transfer/shift requests)

*Response:*

**FY 2011-12** Renewing counties may reply with “same as above” unless expanding or decreasing the services, which requires further information and justification. Describe the provider’s capacity to serve additional youth.

*Response:*

- Identify the service outcomes the county expects to achieve as a result of providing these services. Explain how service outcomes will be measured and the frequency of measurement.

**FY 2010-11** (for counties with approved allocations or transfer/shift requests)

## WYOMING

*Response:*

**FY 2011-12** Renewing counties may reply with “same as above” unless expanding or decreasing the services or revising prior outcomes, which requires further information and justification.

*Response:*

- ❑ Describe how the program will be implemented or operated for services from the identification and referral process through program completion. Do not describe the model. Discuss the agency’s experience with the provider agency, and their Medical Assistance approval and enrollment status. Provide a timeline for any changes or new program implementation.

**FY 2010-11** (for counties with approved allocations or transfer/shift requests)

*Response:*

**FY 2011-12** Renewing counties may reply with “same as above” unless expanding or decreasing the services, which requires further information and justification.

*Response:*

- ❑ Clearly explain the implementation year budget of FY 2010-11. Identify and discuss how the cost of services (per diem/unit or program funded) is determined and included in the budget, and provide a brief narrative description of each budget line item. Also describe the invoicing process and any requirements between the county and provider agencies.

**FY 2010-11** (for counties with approved allocations or transfer/shift requests)

*Response:*

**FY 2011-12** For new funding requests or renewing counties requesting an increase or expansion of funds, clearly describe the process used to calculate the county request for funding and the rationale. Provide historical information as to the county’s successes or barriers to new program/practice implementation, including provider contracting and participation. Refer to the county timeline (requested above) as part of the rationale.

*Response:*

- ❑ For FY 2011-12 Explain the potential cost savings/offsets and impact of increased use. When is it predicted that the cost savings will be realized? What type of placement will be utilized?

*Response:*

- ❑ Identify any technical assistance needs the county or provider agency has to provide effective services.

**FY 2010-11** (for counties with approved allocations or transfer/shift requests)

## WYOMING

*Response:*

**FY 2011-12** (for counties requesting funds for the first time)

*Response:*

WYOMING

**6-3b. Pennsylvania Promising Practices**

The following questions must be answered for the PaPP Initiative by counties with an approved allocation for the Implementation Year 2010-2011 and to request funds for FY 2011-2012. Refer to the Needs Based Plan and Budget Instructions, Appendix 9 for more information.

**PaPP Dependent**

Program Name: Parents as Teachers

Request Type	Enter Y or N		
Renewal from 2009-10	N		
New implementation for 2010-11 (did not receive funds in 2009-10)	Y		
Funded and delivered services in 2009-10 but not renewing in 2010-11	N		
Requesting funds for 2011-12 (new, continuing or expanding)	New	Continuing	Expanding
	Y		

Complete the following table if providing this service or requesting a **transfer, shift, or revision** only of funds for FY 2010-11; and/or requesting funds for FY 2011-12. Enter the total amount of state and matching local funds. (Transfer/shifting is allowable only within PaPP funds. Counties may not transfer/shift from or to other SGI categories.)

Total Budget Amount	Original/Approved Allocation (Amt requested and approved)	Revision Amount Change + or -	Requested Amount (enter this amount in fiscal worksheets)
FY 2010-11		+ \$52,000	\$52,000
FY 2011-12			\$78,000

- Did your county request and receive approval to transfer/shift funds during FY 2009-10? If YES, will the rationale for the change remain the same for FY 2010-11? Describe, briefly that rationale for the approved change and do not respond to the next question. If NO, please respond to the following question.

Response: N/A

- Explain why the change is requested. What are the deciding factors to move from the originally requested program to another? Was this change discussed with the regional office?

Response: This County did not request to move funds from one program to another. We are requesting Act 148 funds to fund Parents as Teachers in 2010-2011.

WYOMING

Complete the following table for each applicable year.

	0607	0708	0809	0910	1011	1112
Target Population					0-5	0-5
# of Referrals					30	30
# Successfully completing program					30	30
Cost per year					\$52,000	\$78,000
Per Diem Cost/Program funded amount					\$7.12	\$7.12
# of MA referrals					0	0
# of Non MA referrals					30	30
Name of provider					Wyoming County H.A.N.D.S	Wyoming County H.A.N.D.S

If this is a renewal of services delivered in FY 2009-10, answer the following:

- Clearly describe the program’s accomplishments or results; any challenges to implementation; and the impact on service delivery for FY 2010-11. Use data/statistics to show the impact of the program services.

Response: N/A

- What are the barriers to the realization of your program outcomes? Identify each year and describe the barrier/challenge to reaching the program outcomes for that year.

Response: N/A

- Describe the county’s expenditures history, if any, for the program/practice. What factors contributed to the successful or under spending or under-utilization of grant funds?

Response: N/A

- If there were instances of under spending or under-utilization of prior years grant funds, describe what changes have occurred or will occur to ensure that grant funds for this program/service are maximized and effectively managed. Also, identify the measures the county will utilize in both FY 2010-11 and FY 2011-12.

Response: N/A

Complete the following for each applicable year.

- Indicate and describe the target population for whom the county expects to provide these services. Describe how the target population was chosen and the internal and external factors influencing this decision. This may include age, location, type or reason for placement, whether it is county-wide, school district focused, etc.

## WYOMING

### **FY 2010-11** (for counties with approved allocations or transfer/shift requests)

*Response:* The target population is families with young children ages 0-5. This is a prevention program aimed at improving parenting and child development, reducing the incidents of abuse and neglect as well as delinquent behavior as the child grows. This is an in home service for any family in Wyoming County. There are no income restrictions. Referrals come from self or other agencies, also at risk families involved with Nurse Family Partnership transition into this program.

**FY 2011-12** Renewing counties may reply with “same as above” unless expanding or decreasing the services, which requires further information and justification. Describe the provider’s capacity to serve additional youth.

*Response:* Same as above

- ❑ Identify the service outcomes the county expects to achieve as a result of providing these services. Explain how service outcomes will be measured and the frequency of measurement.

### **FY 2010-11** (for counties with approved allocations or transfer/shift requests)

*Response:* The service outcomes will be stronger and healthier families. The goal is for these families to not need to be opened for services with Children & Youth or Juvenile Probation. The participants will be kept in our CAPS data base. The success of this program may not be realized for a number of years. When a referral is made to the agency, a search is made in CAPS and it will show if the family had been involved with Parents as Teachers.

**FY 2011-12** Renewing counties may reply with “same as above” unless expanding or decreasing the services or revising prior outcomes, which requires further information and justification.

*Response:* Same as above

- ❑ Describe how the program will be implemented or operated for services from the identification and referral process through program completion. Discuss the agency’s experience with the provider agency. Provide a timeline for any changes or new program implementation.

### **FY 2010-11** (for counties with approved allocations or transfer/shift requests)

*Response:* The program is currently being operated out of the Family Resource Center and this will continue. A family can refer themselves or the agency can refer a family. The worker contacts the family and if there is an opening, the service is started, if there are no openings they are put on a waiting list until someone finishes or drops out of the program.

## WYOMING

**FY 2010-12** Renewing counties may reply with “same as above” unless expanding or decreasing the services, which requires further information and justification.

*Response:* Same as above

- ❑ Clearly explain the implementation year budget of FY 2010-11. Identify and discuss how the cost of services (per diem/unit or program funded) is determined and included in the budget, and provide a brief narrative description of each budget line item. Also describe the invoicing process and any requirements between the county and provider agencies.

**FY 2010-11** (for counties with approved allocations or transfer/shift requests)

*Response:* This is a purchased service. The per diem is \$7.12. The provider will bill the agency on a monthly basis.

- ❑ **FY 2011-12** For new funding requests or renewing counties requesting an increase or expansion of funds, clearly describe the process used to calculate the county request for funding and the rationale. Provide historical information as to the county’s successes or barriers to new program/practice implementation, including provider contracting and participation. Refer to the county timeline (requested above) as part of the rationale.

*Response:* This is already a successful, operational program. They have been funded with a three year grant from The Children’s Trust Fund. The grant runs out October 31, 2010. Since the program is already operational there will be no barriers to implementation.

- ❑ **For FY 2011-12,** Explain the potential cost savings/offsets and impact of increased use. When is it predicted that the cost savings will be realized? What type of placement will be utilized?

*Response:* The cost savings should be in reduced placement cost for the agency, due to families being healthy and functional and not needing C&Y intervention. The savings will probably not be realized in this Needs Based period.

- ❑ Identify any technical assistance needs the county or provider agency has to provide effective services.

**FY 2010-11** (for counties with approved allocations)

*Response:* None

**FY 2011-12** (for counties requesting funds for the first time)

*Response:* None

WYOMING

**PaPP Delinquent**

Program Name:	Firewood For Restitution Program
---------------	----------------------------------

Request Type	Enter Y or N			
Renewal from 2009-10	N			
New implementation for 2010-11 (did not receive funds in 2009-10)	Y			
Funded and delivered services in 2009-10 but not renewing in 2010-11	N			
Requesting funds for 2011-12 (new, continuing or expanding)		<b>New</b>	<b>Continuing</b>	<b>Expanding</b>
		<b>Y</b>		

Complete the following table if providing this service or requesting a **transfer, shift, or revision** only of funds for FY 2010-11; and/or requesting funds for FY 2011-12. Enter the total amount of state and matching local funds. (Transfer/shifting is allowable only within PaPP funds. Counties may not transfer/shift from or to other SGI categories.)

Total Budget Amount	Original/Approved Allocation (Amt requested and approved)	Revision Amount Change + or -	Requested Amount (enter this amount in fiscal worksheets)
FY 2010-11			\$50,000.00
FY 2011-12			\$50,000.00

- Did your county request and receive approval to transfer/shift funds during FY 2009-10? If YES, will the rationale for the change remain the same for FY 2010-11? Describe, briefly that rationale for the approved change and do not respond to the next question. If NO, please respond to the following question.

*Response:* No

- Explain why the change is requested. What are the deciding factors to move from the originally requested program to another? Was this change discussed with the regional office?

*Response:*

Wyoming County is located in Northeastern Pennsylvania and has a population of a little over twenty-seven thousand, with twenty-five percent of those persons being under the age of eighteen. Wyoming is a rural, seventh class county that is faced with a number of issues typically associated with a lower socioeconomic status. Wyoming County, similar to many other rural counties in Pennsylvania, is struck with shrinking budgets which ultimately result in a failure to meet the needs of the community. Specifically in Wyoming County, unemployment remains high, there is a lack of community-based health and mental health services, and there is an absence of vocational programs for the youth of the area. Moreover, another issue is that criminal activity within the community often results in high rates of repeated offenses and frequently those offenders fail to pay restitution to their victims. The

## WYOMING

management of individuals involved in the criminal justice system, in particular the youth of the county, is of significant concern to Wyoming County Juvenile Probation.

The Wyoming County Juvenile Probation supervises, on average, seventy-five juveniles in any given year. Every juvenile is given community service. One of the main issues within the juvenile probation office is what to do with juveniles who do not present a risk to the community but struggle with complying with the rules of probation or have no means to pay their court ordered obligations. Traditionally, these juveniles were ordered into programs such as Camp Adams Weekend Challenge program or similar programs which provided some level of success but may be cost prohibitive in the future. Wyoming County spent over forty thousand dollars on this type of placement in fiscal year 09-10. In addition, research has shown that a significant proportion of juveniles engage in repeated criminal activity, even after completing programs of this nature and are ultimately placed in longer-term residential facilities. Although the Wyoming County Court seeks to provide placements for juveniles that are rehabilitative and treatment focused, it simply does not have the budget to continue to support multiple placements for repeat offenders.

Another issue which plagues the juvenile probation office is juveniles who are not compliant with the treatment programs to which they are assigned. Often the youth miss appointments with out-patient mental health or substance abuse providers. Some of these juveniles do not have transportation and others simply appear to have disregard for Court ordered obligations. In either case, the juvenile often ends up back in Court and is placed in a costly out of home placement.

**□ Complete the following table for each applicable year.**

	0607	0708	0809	0910	1011	1112
Target Population					10-18	10-18
# of Referrals					55	60
# Successfully completing program					55	60
Cost per year						
Per Diem Cost/Program funded amount					\$50,000	\$50,000
# of MA referrals					0	0
# of Non MA referrals					55	60
Name of provider					Wyoming County Court	Wyoming County Court

**If this is a renewal of services delivered in FY 2009-10, answer the following:**

- Clearly describe the program’s accomplishments or results; any challenges to implementation; and the impact on service delivery for FY 2010-11. Use data/statistics to show the impact of the program services.

*Response:* N/A

## WYOMING

- ❑ What are the barriers to the realization of your program outcomes? Identify each year and describe the barrier/challenge to reaching the program outcomes for that year.

*Response:* N/A

- ❑ Describe the county's expenditures history, if any, for the program/practice. What factors contributed to the successful or under spending or under-utilization of grant funds?

*Response:* N/A

- ❑ If there were instances of under spending or under-utilization of prior years grant funds, describe what changes have occurred or will occur to ensure that grant funds for this program/service are maximized and effectively managed. Also, identify the measures the county will utilize in both FY 2010-11 and FY 2011-12.

*Response:* N/A

### **Complete the following for each applicable year.**

- ❑ Indicate and describe the target population for whom the county expects to provide these services. Describe how the target population was chosen and the internal and external factors influencing this decision. This may include age, location, type or reason for placement, whether it is county-wide, school district focused, etc.

**FY 2010-11** (for counties with approved allocations or transfer/shift requests)

*Response:* The target population will be comprised of juveniles who do not present a risk to the community but struggle with complying with the rules of probation or have no means to pay their court ordered obligations.

Research has shown that a significant proportion of juveniles engage in repeated criminal activity, even after completing programs, and they are then ultimately placed in long-term residential facilities. Although the Wyoming County Court seeks to provide placements for juveniles that are rehabilitative and treatment focused, it simply does not have the budget to continue to support multiple placements for repeat offenders.

Another target group would be those juveniles who are not compliant with the treatment programs to which they are assigned. Often the youth miss appointments with out-patient mental health or substance abuse providers. Some of these juveniles do not have transportation and others simply appear to have disregard for Court ordered obligations. In either case, the juvenile often ends up back in Court and is placed in a costly out of home placement.

It is expected that the Firewood Project will provide an opportunity for these juveniles to work in a supervised environment and to help satisfy their court-ordered obligations. It will be a viable alternative to a costly out-of-home placement for many of these juveniles.

## WYOMING

**FY 2011-12** Renewing counties may reply with “same as above” unless expanding or decreasing the services, which requires further information and justification. Describe the provider’s capacity to serve additional youth.

*Response:* Same as above

- Identify the service outcomes the county expects to achieve as a result of providing these services. Explain how service outcomes will be measured and the frequency of measurement.

**FY 2010-11** (for counties with approved allocations or transfer/shift requests)

*Response:* It is expected that the Firewood Project will provide an opportunity for the targeted juveniles to work in a supervised environment and to help satisfy their court-ordered obligations. It will be a viable alternative to a costly out-of-home placement for many of these juveniles.

**FY 2011-12** Renewing counties may reply with “same as above” unless expanding or decreasing the services or revising prior outcomes, which requires further information and justification. Same as above

*Response:* N/A

- Describe how the program will be implemented or operated for services from the identification and referral process through program completion. Discuss the agency’s experience with the provider agency. Provide a timeline for any changes or new program implementation

**FY 2010-11** (for counties with approved allocations or transfer/shift requests)

*Response:* The Juvenile Court section of the 44<sup>th</sup> Judicial District is proposing this program to help reduce the level of out of home placement as well as other costs to the county. The program will help recover court costs and restitution while preparing youth for independent living and reducing the number of youth in out-of-home placements. Juvenile Probation has used many placements in the past to provide a consequence as well as to provide a positive learning experience to youth. The programs have ranged from weekend placements at forestry type camps to long-term stays in secure facilities. The issues surrounding placements are many, including cost, lack of meaningful community service and lack of independent living skills. It is the desire of the Juvenile Probation Office that the Firewood Program would be used in place of some of the short-term or medium length of stay programs currently being utilized.

**FY 2010-12** Renewing counties may reply with “same as above” unless expanding or decreasing the services, which requires further information and justification. Same as above

*Response:* N/A

## WYOMING

- Clearly explain the implementation year budget of FY 2010-11. Identify and discuss how the cost of services (per diem/unit or program funded) is determined and included in the budget, and provide a brief narrative description of each budget line item. Also describe the invoicing process and any requirements between the county and provider agencies.

**FY 2010-11** (for counties with approved allocations or transfer/shift requests)

*Response:* The Firewood Project Supervisor will be a full-time position, including benefits. The supervisor will divide his time equally between supervising adults and juveniles; therefore, we are requesting half the salary amount, as well as half of the additional operating expenses for the efficient operation of this program funded project.

### Expenses for Supervising Juvenile Offenders

Supervisor – Salary & benefits \$16,660

Purchase of Firewood - \$20,850 (this is a one time expense, then the program will be able to pay for its own wood)

Equipment & maintenance - \$4, 210

Purchase of Dump Truck - \$8,280

Total amount requested - \$50,000

We hope to program fund this project through Act 148 for 2010-2011.

**FY 2011-12** For new funding requests or renewing counties requesting an increase or expansion of funds, clearly describe the process used to calculate the county request for funding and the rationale. Provide historical information as to the county's successes or barriers to new program/practice implementation, including provider contracting and participation. Refer to the county timeline (requested above) as part of the rationale.

*Response:* Same as above

- **For FY 2011-12,** Explain the potential cost savings/offsets and impact of increased use. When is it predicted that the cost savings will be realized? What type of placement will be utilized?

*Response:* : It is expected that the Firewood Project will provide an opportunity for the targeted juveniles to work in a supervised environment and to help satisfy their court-ordered obligations. It will be a viable alternative to a costly out-of-home placement for many of these juveniles. The cost savings will be realized in reduced placement costs. The JPO will not be utilizing Boot Camp Weekends as often or re-placing repeat offenders. The savings may be realized within the fiscal year or may be the following year.

## WYOMING

- ❑ Identify any technical assistance needs the county or provider agency has to provide effective services.

**FY 2010-11** (for counties with approved allocations)

*Response:* N/A

**FY 2011-12** (for counties requesting funds for the first time)

*Response:* None

WYOMING

**6-3c. Housing Initiative**

The following questions must be answered for the Housing Initiative by counties with an approved allocation for the Implementation Year 2010-2011 and to request funds for FY 2011-2012. Refer to the Needs Based Plan and Budget Instructions, Appendix 9 for more information.

Program Name: Wyoming County Housing Initiative

Request Type	Enter Y or N		
Renewal from 2009-10	Y		
New implementation for 2010-11 (did not receive funds in 2009-10)			
Funded and delivered services in 2009-10 but not renewing in 2010-11			
Requesting funds for 2011-12 (new, continuing or expanding)	New	Continuing	Expanding
			Y

Budget	\$ amount
FY 2010-11 Approved Budget	\$4,734
FY 2011-12 Budget Request	\$15,000

**If this is a renewal of Housing services delivered in FY 2009-10, answer the following:**

- ❑ Clearly describe the program’s accomplishments or results; any challenges to implementation; and the impact on service delivery for FY 2010-11. Use data/statistics to show the impact of the program services.

*Response:* This program has been used to keep families in their own homes and avoid children going into foster care or other out of home placements. We have paid rent, security deposits, fuel, dumpsters for clean-up and we also paid an overdue phone bill so a youth could return home from placement and be put on electronic monitoring.

- ❑ What are the barriers to the realization of your program outcomes? Identify each year and describe the barrier/challenge to reaching the program outcomes for that year.

*Response:* The barriers are the weather and the economic climate and the individual needs of families. Some years you may need to spend all of your funds and others you may not need to spend much at all. We have had a relatively warm winter last year and fuel was not as big of a problem as it could be in a much colder winter. There is little affordable housing left in the county due to the gas extraction (This has been addressed in other parts of the budget).

## WYOMING

- ❑ Describe the county's expenditures history, if any, for the program/practice. What factors contributed to the successful or under spending or under-utilization of grant funds?

*Response:* In fiscal year 09-10 we spent \$7,209.33. The agency did not begin to spend this money until after the budget impasse in November 2009. We had budgeted \$20,000 for fiscal year 10-11 and believe the needs will be more than was spent last year.

- ❑ If there were instances of under spending or under-utilization of prior years grant funds, describe what changes have occurred or will occur to ensure that grant funds for this program/service are maximized and effectively managed. Also, identify the measures the county will utilize in both FY 2010-11 and FY 2011-12.

*Response:* Yes, we were under spent in 09-10. As stated before there are factors that are out of the control of the agency as to when this funding will be needed. We also make sure that other community resources are utilized before approving that this money be spent.

- ❑ Identify and describe the target population(s) for whom the county expects to provide these services.
- ❑ Describe the programs for dependent and delinquent youth which:
  - Prevent children from being placed, or
  - Facilitate the reunification of children with their families, or
  - Facilitate the successful transition of youth aging out, or who have aged out of placement. As of FY 2010-11, this includes all aging out youth with the exception of those who emancipate care on or after age 18, who will be funded through Appendix 8: IL Services, Room and Board.
- ❑ **FY 2010-11** (for counties with approved allocations)

*Response:* The target population is families with children under the age of 18 living in Wyoming County who are experiencing financial difficulties due to job loss, inadequate housing, budgeting, divorce, domestic violence and other family problems. This service may also be utilized by youth aging out of foster care who do not meet the guidelines of Title IV-E Independent Living funding.

The programs for dependent and delinquent youth include but are not limited to Family Preservation, George Junior's Independent Living, TREHAB's Independent Living and MST.

**FY 2011-12** Renewing counties may reply with "same as above" unless expanding or decreasing the services or revising prior outcomes, which requires further information and justification.

*Response:* Same as above

## WYOMING

- ❑ Identify the service outcomes the county expects to achieve as a result of providing these services. Explain how service outcomes will be measured and the frequency of measurement.

**FY 2010-11** (for counties with approved allocations)

*Response:* To prevent families from becoming homeless, prevent the need for children to go into out of home care, provide housing for youth transitioning into adulthood and when needed help children return from care in a timely manner.

**FY 2011-12** Renewing counties may reply with “same as above” unless expanding or decreasing the services or revising prior outcomes, which requires further information and justification.

*Response:* Same as above

- ❑ Describe how the program will be implemented or operated for services from the identification and referral process through program completion. Discuss the agency’s experience with the provider agency, and their Medical Assistance approval and enrollment status. Provide a timeline for any changes or new program implementation.

**FY 2010-11** (for counties with approved allocations)

*Response:* Each family's needs will be discussed by the caseworker with the supervisor and then the director. Referrals to other social service agencies that can assist with the need will be made first. If financial help is needed to prevent placement of the children, the director will authorize the payment. The money will be paid directly to the landlord, fuel company, phone company etc. and not to the client. A bill will be given to the fiscal department a check will be issued. This is not an MA eligible service.

**FY 2011-12** Renewing counties may reply with “same as above” unless expanding or decreasing the services, which requires further information and justification.

*Response:* Same as above

- ❑ Clearly explain the implementation year budget of FY 2010-11. Identify and discuss how the cost of services (per diem/unit or program funded) is determined and included in the budget, and provide a brief narrative description of each budget line item. Also describe the invoicing process and any requirements between the county and provider agencies.

**FY 2010-11** (for counties with approved allocations)

*Response:* The cost of service is determined by the need of the family. If the family needs \$400.00 for rent and \$400.00 for a security deposit in order to not be homeless and prevent placement of the children, then that is the cost. Fuel is based on the cost per gallon and the number of gallons needed. Once the service is authorized, the provider bills the agency and the agency pays the bill.

## WYOMING

- ❑ **FY 2011-12** For new funding requests or renewing counties requesting an increase or expansion of funds, clearly describe the process used to calculate the county request for funding and the rationale. Provide historical information as to the county's successes or barriers to new program/practice implementation, including provider contracting and participation. Refer to the county timeline (requested above) as part of the rationale.

*Response:* Wyoming County has requested an increase in funding. We have had mild winters recently and we do not know what the next few winters will be like. There is also a shortage of affordable housing within the county due to the drilling for gas (this has been discussed in other parts of the narrative).

- ❑ **For FY 2011-12** Explain the potential cost savings/offsets and impact of increased use. When is it predicted that the cost savings will be realized? What type of placement will be utilized?

*Response:* The cost savings will be realized this fiscal year when children are not placed in out of home care due to lack of rent money or fuel.

- ❑ Identify any technical assistance needs the county or provider agency has to provide effective services.

**FY 2010-11** (for counties with approved allocations)

*Response:* None

**FY 2011-12** (for counties requesting funds for the first time)

*Response:* None

WYOMING

**6-3d. Alternatives to Truancy Prevention**

The following questions must be answered for the ATP Initiative by counties with an approved allocation for the Implementation Year 2010-2011 and to request funds for FY 2011-2012. Refer to the Needs Based Plan and Budget Instructions, Appendix 9 for more information.

Program Name: Preventative Aftercare, Inc. George Junior Republic

Request Type	Enter Y or N		
New implementation for 2010-11			
Requesting funds for 2011-12 (new, continuing or expanding)	<b>New</b>	<b>Continuing</b>	<b>Expanding</b>
	Y		

Budget	\$ amount
FY 2010-11 Approved Budget	
FY 2011-12 Budget Request	\$60,480

Complete the following table for each applicable year.

	0607	0708	0809	0910	1011	1112
Target Population						10-16
# of Referrals						18
# Successfully completing program						18
Cost per year						\$60,480
Per Diem Cost/Program funded amount						\$28.00
# of MA referrals						0
# of Non MA referrals						18
Name of provider						George Junior Republic, Preventative Aftercare, Inc.

Complete the following for each applicable year.

- Indicate and describe the target population for whom the county expects to provide these services. Describe how the target population was chosen and the internal and external factors influencing this decision. This may include age, location, type or reason for placement, whether it is county-wide, school district focused, etc.

**FY 2010-11** (for counties with approved allocations)

Response: N/A

## WYOMING

**FY 2011-12** Renewing counties may reply with “same as above” unless expanding or decreasing the services, which requires further information and justification. Describe the provider’s capacity to serve additional youth.

*Response:* The target population would be children between the ages of 10 and 16 that have a habitual truancy problem and no other services have been able to resolve the issue. Referrals will come from any of the 6 school districts that serve Wyoming County residents. Referrals will also come from the parents, Juvenile Probation or the magistrate’s offices.

- ❑ Identify the service outcomes the county expects to achieve as a result of providing these services. Explain how service outcomes will be measured and the frequency of measurement.

**FY 2010-11** (for counties with approved allocations)

*Response:* N/A

**FY 2011-12** Renewing counties may reply with “same as above” unless expanding or decreasing the services or revising prior outcomes, which requires further information and justification.

*Response:* Historically Wyoming County has adjudicated habitually truant youth dependent and placed them in costly residential programs or for diagnostic evaluations. We are looking at this program as an alternative to placement in keeping with the state mandate to reduce out of home placement costs. The outcome will be measured monthly as our placement figures do not increase.

- ❑ Describe how the program will be implemented or operated for services from the identification and referral process through program completion. Discuss the agency’s experience with the provider agency. Provide a timeline for any changes or new program implementation.

**FY 2010-11** (for counties with approved allocations)

*Response:* N/A

**FY 2010-12** Renewing counties may reply with “same as above” unless expanding or decreasing the services, which requires further information and justification.

*Response:* The program will be operated by George Junior Republic who has a long history of providing successful programs. A student will be identified as having a truancy problem by the school, parents, JPO or even by the local magistrates. A referral is made to the worker. After consultation with the Children & Youth Director or Casework Supervisor, the youth is either accepted for the service or referred elsewhere. The Truancy worker then contacts the family and begins working with them. On a monthly basis all cases will be reviewed by George Junior and Children & Youth until completion. We expect the program to last approximately 120 days for each youth.

## WYOMING

- ❑ Clearly explain the implementation year budget of FY 2010-11. Identify and discuss how the cost of services (per diem/unit or program funded) is determined and included in the budget, and provide a brief narrative description of each budget line item. Also describe the invoicing process and any requirements between the county and provider agencies.

**FY 2010-11** (for counties with approved allocations or transfer/shift requests)

*Response:* N/A

**FY 2011-12** For new funding requests or renewing counties requesting an increase or expansion of funds, clearly describe the process used to calculate the county request for funding and the rationale. Provide historical information as to the county's successes or barriers to new program/practice implementation, including provider contracting and participation. Refer to the county timeline (requested above) as part of the rationale.

*Response:* This is a purchased service with a per diem of \$28.00. We expect to serve 18 youth in fiscal year 11-12 for approximately 120 days each. The total cost is \$60,480. The provider agency invoices the county monthly.

**For FY 2011-12** Explain the potential cost savings/offsets and impact of increased use. When is it predicted that the cost savings will be realized? What type of placement will be utilized?

*Response:* The cost savings maybe realized in fiscal year 11-12, when a youth does not need to go into a costly out of home placement having completed this program as an alternative.

- ❑ Identify any technical assistance needs the county or provider agency has to provide effective services.

**FY 2010-11** (for counties with approved allocations)

*Response:* N/A

**FY 2011-12** (for counties requesting funds for the first time)

*Response:* None

WYOMING

**6-3d. State Reintegration Plan**

The following questions must be answered for the SRP Initiative by counties requesting funds for FY 2011-2012. Once determined, enter the amount in the “10-11 SGI BDGT RQST” tab in the **Budget Excel file**.

Number of Youth	Cost per youth	\$ amount
	\$3,665	

- Describe the how the number of youth was determined.

Wyoming County does not participate in this program.

WYOMING

**6-3e. Independent Living Service Grant**

- In the table below, place an “X” for the services that will be provided by CCYA (regardless of funding source). Check as many boxes as apply.

Mark “X” in this column	Services
X	A. Needs Assessment/Case Planning
X	B. Life Skills Training
	C. Prevention Services
X	Dental/Health
X	Drug Abuse Prevention
X	Alcohol/Tobacco/Substance
X	Safe Sex/Pregnancy
	D. Education
X	Vocational Training
X	High School Support and Retention
X	Preparation for GED
X	Assistance in Obtaining Higher Education
	E. Support
X	Individual and Group Counseling
X	Stipends
X	Services for Teen Parents
	Mentoring
	F. Employment
X	Job Placement
X	Subsidized Employment
X	G. Location of Housing
X	H. Room and Board
X	I. Retreats/Camps
X	J. Indirect Services
X	K. Program Administration

- In the following forms, complete the form **for services marked with an “X” in the above table only**. Provide the requested information pertaining to each specific IL service to be provided by the CCYA. Enter all county IL services information in this template. In each service area table, list the estimated requested grant amount to be used for IL services. Include the following in the estimate: staff costs to perform these services, the cost of materials and supplies and the cost to develop, implement and monitor implementation of these services unless adding in Indirect Services or Program Administration.
- For each IL service **marked with an “X” in the above table**, estimate the number of in care; delinquent, discharged and total youth (unduplicated counts) who will receive IL services.

## WYOMING

IL Services (federal, state, local)	\$ amount
FY 2010-11 Approved Budget *	\$136,286
FY 2011-12 Budget Request *	\$96,500

\* These amounts must match the amounts on the county's budget worksheets.

- Describe the county's expenditures history for IL Services for FY 2006-07, 2007-08, 2008-09 and 2009-10. What factors contributed to the successful or unsuccessful spending of grant funds for each year?

Year	Budgeted	Spent
06-07	\$19,620	\$14,812.82
07-08	\$19,064	\$7,889.93
08-09	\$18,666	\$17,849.66 Plus Act 148 \$81,906
09-10	\$136,286	\$74,812

Wyoming County is a small county and the number of eligible youth can fluctuate from year to year. We were under spent in 07-08, but saw a need for Independent Living Services for youth who had never been in placement, therefore they do not qualify for Chaffee funding. We requested funding from Act 148 to begin an Independent Living Program operated by George Junior to serve youth who needed this service but did not meet the eligibility guidelines. We received this funding for 08-09. After 08-09 we moved this request into the Independent Living Service Grant. We have this funding for 09-10 and 10-11. For fiscal year 11-12 we are requesting a reduction due to the changing age group of our active cases. There are fewer teens and more infants active with the agency.

- If there were instances of under spending of prior years grant funds, describe what changes have occurred to ensure that grant funds for this program/service are maximized and effectively managed.

As stated above, this is a small county and sometimes the need is there and other years it is not due to the changing nature of caseloads. We are trying to be financially responsible by reducing the amount we are asking for. We will also educate the Juvenile Probation Department of the existence of the Independent Living Program to serve their youth as well.

### A. Needs Assessment/Case Planning

- Complete the table and estimate the unduplicated total number of youth who will receive the services. These totals must equal the amounts on the FY 11-12 IL Grant Request worksheet in the Budget Excel file.

WYOMING

Service	Budget Request (\$)	In Care Youth*	Delinquent Youth*	Discharged Youth*	Total Youth*
Needs Assessment/Case Planning	\$10,525	17	6	2	25
<b>Total</b>	\$10,525	17	6	2	25

\* Enter unduplicated youth count only.

- ❑ Describe how the needs assessment/case planning process will be delivered; who will deliver the activities (provider or agency staff); what tool(s) will be used; and the frequency of the activity for or with youth.

The Chaffee eligible youth will receive IL services from TREHAB and the other youth will receive the services from George Junior Republic, Preventative Aftercare. Both will utilize the Ansell-Casey Life Skills Assessment Tool. An IL plan will be written by the youth and the worker and will be reviewed periodically as units and goals are successfully achieved.

- ❑ Describe how the costs to provide the activities are determined.

The cost is based on the amount spent in the prior year for that particular activity.

**B. Life Skills Training**

- ❑ Complete the table and estimate the unduplicated total number of youth who will receive the services. These totals must equal the amounts on the FY 11-12 IL Grant Request worksheet in the Budget Excel file.

Service	Budget Request (\$)	In Care Youth*	Delinquent Youth*	Discharged Youth*	Total Youth*
Life Skills Training	\$24,252	17	6	2	25
<b>Total</b>	\$24,252	17	6	2	25

\* Enter unduplicated youth count only.

- ❑ Estimate the percentage of the delivery method for this service area.

90%	10%
Individualized Svcs.	Group or Classroom Svcs.

- ❑ Describe how life skills training will be delivered; who will deliver the activities (provider or agency staff); what curricula will be used; and the frequency of the activity with youth.

The George Junior youth and their worker will develop a strengths based, developmentally appropriate plan based on their needs identified in the Ansell-Casey Life Skills Assessment. The worker will meet with each youth no less than once per week.

## WYOMING

The TREHAB youth follow a curricula divided into separate units. The youth takes a pre-test and a post-test for each unit. Each youth works at their own pace to complete the unit. Once the unit is completed the youth receives a stipend and can move onto the next unit. The worker strives to meet with the youth once a week.

- Describe how the costs to provide the activities are determined.

The cost is based on the amount spent in the prior year for that particular activity.

### C. Prevention

- Complete the table and estimate the unduplicated total number of youth who will receive the services. These totals must equal the amounts on the FY 11-12 IL Grant Request worksheet in the Budget Excel file.

<b>Service</b>	<b>Budget Request (\$)</b>	<b>In Care Youth*</b>	<b>Delinquent Youth*</b>	<b>Discharged Youth*</b>	<b>Total Youth*</b>
Dental/Health	\$1,491	1	2	4	7
Drug Abuse Prevention	\$5,800	15	6	1	22
Alcohol/Tobacco Substances	\$2,010	12	5	0	17
Safe Sex/Pregnancy	\$2,500	16	6	2	24
<b>Total</b>	<b>\$11,801</b>	<b>44</b>	<b>19</b>	<b>7</b>	<b>70</b>

\* Enter unduplicated youth count only.

- Estimate the percentage of the delivery method for this service area.

90%	10%
Individualized Svcs.	Group or Classroom Svcs.

- Describe how prevention services will be delivered; who will deliver the activities (provider or agency staff); what curricula will be used; and the frequency of the activity with youth.

The George Junior youth and their worker will develop a strengths based, developmentally appropriate plan based on their needs identified in the Ansell-Casey Life Skills Assessment. The worker will meet with each youth no less than once per week.

The TREHAB youth follow a curricula divided into separate units. The youth takes a pre-test and a post-test for each unit. Each youth works at their own pace to complete the unit. Once the unit is completed the youth receives a stipend and can move onto the next unit. The worker strives to meet with the youth once a week.

## WYOMING

- Describe any additional prevention services provided to the youth that are not listed above and who will provide those services.

None

- Describe how the costs to provide the activities are determined.

The cost is based on the amount spent in the prior year for that particular activity.

### D. Education

- Complete the table and estimate the unduplicated total number of youth who will receive the services. These totals must equal the amounts on the FY 11-12 IL Grant Request worksheet in the Budget Excel file.

Service	Budget Request (\$)	In Care Youth*	Delinquent Youth*	Discharged Youth*	Total Youth*
Vocational	\$1,000	2	1	0	3
High School Support and Retention	\$3,000	13	4	0	17
GED	\$1500	2	1	2	5
Assistance in Obtaining Higher Education	\$1,000	3	1	1	5
Education and Training Grant (ETG) Provision and Retention	\$2,422	3	1	1	5
<b>Total</b>	<b>\$8,922</b>	<b>23</b>	<b>8</b>	<b>4</b>	<b>35</b>

\* Enter unduplicated youth count only.

- Estimate the percentage of the delivery method for this service area.

90%	10%
Individualized Svcs.	Group or Classroom Svcs.

- Describe how education services will be delivered; who will deliver the activities (provider or agency staff); what curricula will be used; and the frequency of the activity with youth.

The George Junior youth and their worker will develop a strengths based, developmentally appropriate plan based on their needs identified in the Ansell-Casey Life Skills Assessment. The worker will meet with each youth no less than once per week.

The TREHAB youth follow a curricula divided into separate units. The youth takes a pre-test and a post test for each unit. Each youth works at their own pace to complete the unit. Once the unit is completed the youth receives a stipend and can move onto the next unit. The worker strives to meet with the youth once a week.

WYOMING

- Describe any additional services provided to the youth that are not listed above and who will provide those services.

None

- Describe how the costs to provide the activities are determined.

The cost is based on the amount spent in the prior year for that particular activity.

**E. Support Services**

- Complete the table and estimate the unduplicated total number of youth who will receive the services. These totals must equal the amounts on the FY 11-12 IL Grant Request worksheet in the Budget Excel file.

Service	Budget Request (\$)	In Care Youth*	Delinquent Youth*	Discharged Youth*	Total Youth*
Individual and/or Group Counseling	\$12,000	10	4	1	15
Stipends	\$5,000	2	0	1	3
Services for Teen Parents	\$4,000	3	1	0	4
Mentoring	\$4,427	6	3	1	10
<b>Total</b>	<b>\$25,427</b>	<b>21</b>	<b>8</b>	<b>3</b>	<b>32</b>

\* Enter unduplicated youth count only.

- Estimate the number of youth who the county will refer to the SWAN prime contractor for the following services related to permanent connections.

SWAN	
	No. of Youths
<b>Child Profile:</b>	3
<b>Child Preparation:</b>	2
<b>Child Specific Recruitment:</b>	1

- Estimate the percentage of the delivery method for this service area.

90%	10%
Individualized Svcs.	Group or Classroom Svcs.

## WYOMING

- Describe how support services will be delivered; who will deliver the activities (provider or agency staff); what curricula will be used; and the frequency of the activity with youth.

The George Junior youth and their worker will develop a strengths based, developmentally appropriate plan based on their needs identified in the Ansell-Casey Life Skills Assessment. The worker will meet with each youth no less than once per week.

TREHAB youth follow a curricula divided into separate units. The youth takes a pre-test and a post test for each unit. Each youth works at their own pace to complete the unit. Once the unit is completed the youth receives a stipend and can move onto the next unit. The worker strives to meet with the youth once a week.

- Describe any additional services provided to the youth that are not listed above and who will provide those services.

None

- Describe how the costs to provide the activities are determined.

The cost is based on the amount spent in the prior year for that particular activity.

### F. Employment

- Complete the table and estimate the unduplicated total number of youth who will receive the services. These totals must equal the amounts on the FY 11-12 IL Grant Request worksheet in the Budget Excel file.

Service	Budget Request (\$)	In Care Youth*	Delinquent Youth*	Discharged Youth*	Total Youth*
Job Placement	\$11,479	8	3	2	13
Subsidized Employment	0	0	0	0	0
<b>Total</b>	\$11,479	8	3	2	13

\* Enter unduplicated youth count only.

- Mark with an "X" the types of subsidized employment services which will be offered, and whether the subsidy will be full or partial.

Subsidy Type	Offered	Full	Partial
Summer Employment			
Agency Operated Only			
Tax Credits			
Other (describe: )			

Wyoming County does not have any of these programs.

## WYOMING

- ❑ Estimate the percentage of the delivery method for this service area.

90%	10%
Individualized Svcs.	Group or Classroom Svcs.

- ❑ Describe how employment services will be delivered; who will deliver the activities (provider or agency staff); what curricula will be used; and the frequency of the activity with youth.

The George Junior youth and their worker will develop a strengths based, developmentally appropriate plan based on their needs identified in the Ansell-Casey Life Skills Assessment. The worker will meet with each youth no less than once per week.

The TREHAB youth follow a curricula divided into separate units. The youth takes a pre-test and a post test for each unit. Each youth works at their own pace to complete the unit. Once the unit is completed the youth receives a stipend and can move onto the next unit. The worker strives to meet with the youth once a week.

- ❑ Describe any additional services provided to the youth that are not listed above and who will provide those services.

None

- ❑ Describe how the costs to provide the activities are determined.

The cost is based on the amount spent in the prior year for that particular activity.

### G. Location of Housing

- ❑ Complete the table and estimate the unduplicated total number of youth who will receive the services. These totals must equal the amounts on the FY 11-12 IL Grant Request worksheet in the Budget Excel file. **Do not request placement costs in this service area or grant.**

Service	Budget Request (\$)	In Care Youth*	Delinquent Youth*	Discharged Youth*	Total Youth*
Location of Housing	\$1,094	1	1	1	3
<b>Total</b>	<b>\$1,094</b>	<b>1</b>	<b>1</b>	<b>1</b>	<b>3</b>

- Enter unduplicated youth count only.

## WYOMING

- ❑ Mark with an “X” the types of assistance which will be offered.

Assistance Type	Offered
Referral to public housing agency	X
Interview preparation	X
Application assistance	X
Accompany on inspection	X
Use local realtors as a housing resource	X
Other (describe: )	

- ❑ Estimate the percentage of the delivery method for this service area.

90%	10%
Individualized Svcs.	Group or Classroom Svcs.

- ❑ Describe how location of housing services will be delivered; who will deliver the activities (provider or agency staff); what curricula will be used; and the frequency of the activity with youth.

The George Junior youth and their worker will develop a strengths based, developmentally appropriate plan based on their needs identified in the Ansell-Casey Life Skills Assessment. The worker will meet with each youth no less than once per week.

The TREHAB youth follow a curricula divided into separate units. The youth takes a pre-test and a post test for each unit. Each youth works at their own pace to complete the unit. Once the unit is completed the youth receives a stipend and can move onto the next unit. The worker strives to meet with the youth once a week.

- ❑ Describe any additional services provided to the youth that are not listed above and who will provide those services.

None

- ❑ Describe how the costs to provide the activities are determined.

The cost is based on the amount spent in the prior year for that particular activity.

## WYOMING

### H. Room & Board

- Complete the table and estimate the unduplicated total number of youth who will receive the services. These totals must equal the amounts on the FY 11-12 IL Grant Request worksheet in the Budget Excel file.

Service	Budget Request (\$)	In Care Youth*	Delinquent Youth*	Discharged Youth*	Total Youth*
Room and Board	\$3,000	0	0	2	2
<b>Total</b>	\$3,000	0	0	2	2

\* Enter unduplicated youth count only.

- If the agency **does** provide youth with room and board, describe the frequency of staff contact with youth accessing these services.

To date the agency has only given room and board to one youth. She is a full-time college student living on campus. We assist her with the cost of her care when she is at her foster home on weekends and/or holidays.

The caseworker maintains contact with the youth via e-mail and when she is home on visits. The youth is also responsible for giving the agency her grades. If they are not appropriate, the assistance will stop.

- If the agency **does** provide youth with room and board, describe the period of time that youth can access the service, by type of assistance offered and whether a “step-down” approach will be used.

The agency will continue to access the need. The contract will be reviewed yearly. If we are paying rent for a youth, there will be a step down plan until the youth can be self-sufficient.

- If the agency **does not** provide youth with room and board, describe what services are used to meet housing needs.
- Describe how the costs to provide the activities are determined.

The cost is based on the amount spent in the prior year for that particular activity.

### I. Retreats/Camps

- Complete the table and estimate the unduplicated total number of youth who will receive the services. These totals must equal the amounts on the FY 11-12 IL Grant Request worksheet in the Budget Excel file.

Service	Budget Request (\$)	In Care Youth*	Delinquent Youth*	Discharged Youth*	Total Youth*
Retreats/Camps	\$0	0	0	0	0
<b>Total</b>	\$0	0	0	0	0

\* Enter unduplicated youth count only.

## WYOMING

- ❑ Estimate the percentage of the delivery method for this service area.

90%	10%
Individualized Svcs.	Group or Classroom Svcs.

- ❑ Describe how retreats/camps will be delivered; who will deliver the activities (provider or agency staff); what curricula will be used; and the frequency of the activity with youth.

The George Junior youth do not participate in retreats or camps. The TREHAB youth are eligible, but none have taken advantage of this service to this date.

- ❑ Describe how the costs to provide the activities are determined.

The cost is based on the amount spent in the prior year for that particular activity.

### J. Indirect Services

- ❑ Complete the table and breakout the costs for these activities. These totals must equal the amounts on the FY 11-12 IL Grant Request worksheet in the Budget Excel file.

Indirect Service Type	Budget Request \$
Staff, Foster/Adoptive and other Residential Child Care Providers	\$0
Community Outreach and Educational Efforts	\$0
Interagency coordination to support IL activities and services at the local level	\$0
System change efforts	\$0
Other (describe: )	\$0
<b>Total</b>	<b>\$0</b>

- ❑ Describe the indirect services provided by the county.

Wyoming County meets yearly with the IL Specialist from the Child Welfare Training Program to discuss county needs and changes in programming. When referrals are made, county staff meets with the IL staff to discuss the case.

- ❑ Describe any additional indirect services provided by the county and who will provide those services.

None

- ❑ Describe how the costs to provide the activities are determined.

There is no additional cost to the county for these services.

WYOMING

K. Program Administration

- ❑ Complete the table and breakout the costs for these activities. These totals must equal the amounts on the FY 11-12 IL Grant Request worksheet in the Budget Excel file.

<b>Indirect Service Type</b>	<b>Budget Request \$</b>
Staff providing direct services	\$0
Program reporting costs	\$0
Equipment, training materials, supplies, postage, facility expenses	\$0
IL and Youth Advisory Board related travel	\$0
Other (describe: )	\$0

- ❑ Explain the administrative costs of providing IL services and the drivers of these costs.

George Junior staff attend 16 hours of group training per year. They reimburse all staff for the cost of all required training.

TREHAB IL trainers and Program Coordinators attend statewide and regional trainings as scheduled. The Program Supervisor coordinates IL activities and services with other local service organizations.

- ❑ Describe any additional administrative costs of providing IL services that are not listed above and the drivers of these costs.

None

- ❑ Describe how the costs to provide the activities are determined.

There is no additional cost to the county for these services.

# WYOMING

## 6-4. Accurint Search Tool

The following information must be provided for the Accurint Search Tool for the Implementation Year 2010-11 and to request and justify the number of users needed for FY 2011-12.

### **Column Instructions**

#### **Column 1**

Provide the number of Accurint users that your county was allotted in FY 2009-10. If you do not know the number of users your county was allotted, please contact the DPW/OCYF Accurint Manager listed in Appendix 8.

#### **Column 2**

Provide the number of Accurint users that your county was allotted in the tentative or final allocations for July 1, 2010 by DPW/OCYF. If the final FY 2010-11 allocations have not been provided by the submission deadline, counties should not create more users ID's than originally assigned in FY 2009-10. If you do not know the number of tentative or final users your county was allocated, please contact the DPW/OCYF Accurint Manager.

#### **Column 3**

Provide the number of additional Accurint users your county needs for FY 2011-12. Before requesting additional users, counties should analyze their current usage. Justification for additional users must include the following:

- The type of staff selected to use Accurint and the reasons why. Examples of the types of staff may include County Administrator, LSI paralegal, supervisor, JPO, etc.
- The average monthly number of users who did searches in FY 2009-10.
- The average monthly number of searches completed by users in FY 2009-10.
- The total number of searches completed by your county for FY 2009-10.

For assistance with an analysis of your county's usage, contact the DPW/OCYF Accurint Manager.

#### **Column 4**

Provide the total number of Accurint users your county would like for FY 2011-12. This number is calculated by adding columns 2 and 3 together.

<b>Column 1</b>	<b>Column 2</b>	<b>Column 3</b>	<b>Column 4</b>
Number of users assigned by DPW for FY 2009-10	Number of users assigned by DPW for FY 2010-11	Number of additional users requested for FY 2011-12	Total number of users requested for FY 2011-12
2	2	0	2

Provide Justification for Column 2: Two users is the amount the state approved.

Provide Justification for Column 3: We are not asking for any additional users.

## WYOMING

### 6-? Information Technology

Submit a detailed description of the county's current Information Technology Plan. The description should provide answers to the following questions and should include what the county is doing in FY 2010-2011 and planning for FY 2011-2012

1. Does the county currently have an automated case management system that is sustainable?
  - a. If yes, describe the system and its functionality.
  - b. If no, describe how the county plans to transfer an already existing case management system from another county.
2. How does the county's current system or transfer system align with the goals of the Statewide Child Welfare Information System Strategic Plan (Statewide Plan)?
  - a. Interoperability – The system uses technology that is web-based and allows the efficient and secure exchange of information with other systems or components.
  - b. Real-Time Information – The system is accessible to all workers, allows the direct input of real time information and will be capable of exchanging real time information with a statewide database. Information is not first tracked on paper and then entered into the system by data entry staff.
  - c. Standardized Data – the system accurately collects and reports data associated with federal and state reporting, such as AFCARS; and can be enhanced to exchange data with a statewide database using a standard data schema.
  - d. Case Management System – the system is a true case management system that is used by all caseworkers and supervisors to manage day to day caseload activities. The system adequately supports the following functional areas: Case Management (Intake/Investigation, In-Home Services, Placement Services, Adoption, etc.); Eligibility; and Resource/Provider Management.
  - e. The system is compliant with DPW and/or Commonwealth Enterprise Standards and the system software code is public domain.
3. How does the county's current system or transfer system support other critical business areas such as Financial Management and Administrative Functions?
4. How does the county's current system or transfer system support the evaluation of child welfare outcomes in the areas of child safety, permanency and well-being?
5. How does the county plan support the reuse of existing IT assets?

If the county is requesting funding for ongoing or new development in their FY 2011-2012 ITG, the county must provide the following information.

1. Business Need - describe the business need for the ongoing or new development;
2. High Level Requirements – provide a description of the high level business and technical requirements;
3. Project Cost Proposal – provide the total costs for the development as well as the total estimated project costs if the development is part of a larger project; and
4. Cost/Benefit Analysis – provide a cost/benefit analysis that demonstrates the ongoing or new development provides a better return on investment than transfer of an already existing system or component.

## WYOMING

1. Wyoming County utilizes the CAPS system which was originally developed by Crawford County Children and Youth. The state conducted a feasibility study and approved CAPS as a viable system. The system is capable of case management including input of all identifying information for all household members. Input of all information about allegations of abuse and/or neglect and ability to choose between GPS and CPS. The ability to record the referral source and their identifying information. The ability to record contacts each time a child is seen. Ability to do Safety Assessments, Safety Plans, Risk Assessments and Family Service Plans. Placement information is recorded and Permanency Plans are done through the CAPS program. The system also will produce letters including notice of abuse, notice of placement, notice of active investigation, and notice of case closing. Forms produced for CPS are the CY 48 and the CY 104. Many alerts are built into the system to help ensure timely actions. Also a face sheet can be printed which includes all contact information.

2. The CAPS system uses web-based technology and is available to all staff in or out of the office on lap top computers. Information in the system is updated as it is entered and each caseworker enters their own data. Wyoming County received approval from the state and has successfully completed three AFCARS submissions. As described above, the case management is fully functional. Eligibility is recorded and maintained within the system for Title IV-E and TANF. Vendors are also maintained within the system with an area for contract and per diem information.

3. The CAPS system was built around the complex fiscal system required by the Office of Children, Youth and Families. It is capable of producing child counts and IV-E invoices, TANF, MEDICAID, and Act 148 invoices. It also has several forms which automatically populate demographic information such as the CY-60, CY-61, TANF, and TANF Means Test Worksheet. It produces many other reports for management purposes. The system produces budget forms such as the Service Trends and can also run queries for analysis of data.

4. Safety Assessments and placement history are in the CAPS system. The well-being of a child is captured in the structured case notes also in the CAPS system.

5. All of the county's existing computer equipment was compatible with the CAPS system when implemented. Normal replacement of outdated equipment needs to occur as necessary.

The county will request funding for user fees and improvements to the CAPS system as deemed necessary by the users or required by the state.

1. The need for new development is always necessary to improve functionality and to keep up with the changing requirements of the state. The latest change coming to mind is the MCI number for client identification.

2. We are already in a business relationship with Avanco International who provides for all of our high level business and technical requirements. They are available with support and respond to any needs we have.

## WYOMING

3. All Caps counties split the cost for enhancements. As more counties begin using CAPS the costs will go down since they will be shared by a greater number. As per Avanco the costs should not increase over what was spent in the prior fiscal year.

4. Any system needs to be updated to keep up with changing needs. The federal government requires a system for tracking and reporting children in care. The ability to maintain all client information in one system increases the efficiency of all who need to access it. With greater efficiency comes better reporting giving caseworkers more time to spend with families to improve their situations.

**Section 7: Required & Additional Language**

**7-1. Assurances**

The following pages include assurance forms to be completed by counties. These forms are included:

- Assurance of Compliance/Participation
- Documentation of Participation by the Judiciary
- Assurance of Financial Commitment and Participation

**The following forms must be signed and submitted in hard copy to:**

Mr. Cliff Crowe  
Office of Children, Youth and Families  
Health and Welfare Building Annex  
Seventh and Forster Streets  
P.O. Box 2675  
Harrisburg, Pennsylvania 17105-2675

**and**

Mr. James Anderson, Executive Director  
Juvenile Court Judges' Commission  
401 Finance Building  
Harrisburg, Pennsylvania 17102-0018

**ASSURANCE OF COMPLIANCE/PARTICIPATION FORM  
DOCUMENTATION OF PARTICIPATION BY THE JUVENILE COURT**

**The Assurance of Compliance/Participation Form**

The Assurance of Compliance/Review Form provided in this bulletin must be signed by the County Executive or a majority of the County Commissioners, the Juvenile Court Judge(s) or his/her designee, the County Human Services Director, the County Children and Youth Administrator, and the County Chief Juvenile Probation Officer and submitted with the FY2011-2012 Needs Based Plan and Budget submission.

The Assurance of Compliance/Review Form has two signatory pages. The first page is for the County Human Services Director, the County Children and Youth Administrator, the County Chief Juvenile Probation Officer and the Juvenile Court Judge(s) or his/her designee. This page must be submitted at the time of the county's implementation plan and needs based plan submissions. The second page is for the signatures of the County Executive or a majority of the County Commissioners. This page must be submitted at the time of the county's financial budget submission and must contain the financial commitment of the county.

**COUNTY:** Wyoming

These assurances are applicable as indicated below.

Fiscal Year 2011 - 2012 Children and Youth Needs Based Plan and Budget Estimate and/or the

Fiscal Year 2010 - 2011 Children and Youth Implementation Plan

**Note: A separate, signed Assurance of Compliance/Participation form must accompany the Children and Youth Implementation Plan and the Needs Based Plan and Budget when they are submitted separately. This Assurance of Compliance/Participation form cannot be modified or altered in any manner or the Children and Youth Implementation Plan and the Needs Based Plan and Budget will not be accepted.**

**COMMON ASSURANCES**

I/We hereby expressly, and as a condition precedent to the receipt of state and federal funds, assure that in compliance with Title VI of the Civil Rights Act of 1964; Section 504 of the Federal Rehabilitation Act of 1973; the Age Discrimination Act of 1975; the Americans with Disabilities Act of 1990; the Pennsylvania Human Relations Act of 1955, as amended, and 16 PA Code, Chapter 49 (Contract Compliance Regulations):

1. I/We do not and will not discriminate against any person because of race, color, religious creed, ancestry, national origin, age, sex, sexual orientation or disability:
  - a. in providing services or employment, or in our relationship with other providers;
  - b. in providing access to services and employment for handicapped individuals.
2. I/We will comply with all regulations promulgated to enforce the statutory provisions against discrimination.

I/We assure that these documents shall constitute the agreement required by Title IV-E of the Social Security Act 42 U.S.C. § 672 (a)(2) for foster care maintenance and adoption assistance payments.

I/We assure:

- the County Children and Youth Agency and Juvenile Probation Office has the responsibility for placement and care of the children for whom Title IV-E foster care maintenance and adoption assistance payments are claimed;
- the County Children and Youth Agency/Juvenile Probation Office will provide each child all of the statutory and regulatory protections required under the Title IV-E agency, including permanency hearings, case plans etc.;
- the agreement between the Office of Children, Youth and Families and the County Children and Youth Agency/Juvenile Probation Office shall be binding on both parties; and
- the State Title IV-E agency shall have access to case records, reports or other informational materials that may be needed to monitor Title IV-E compliance.

I/We understand that any Administration for Children and Families (ACF) disallowance incurred as a result of county noncompliance with Title IV-E foster care maintenance, adoption assistance or Title IV-E administrative claim requirements will be the responsibility of the county.

I/We assure that all information herein is true to the best of my/our knowledge and belief, based on my/our thorough review of the information submitted.

## **EXECUTIVE ASSURANCES**

### **In addition to the Common Assurances,**

I/We assure that I/we have participated in the development of the Plan, are in agreement with the Plan as submitted and that all mandated services if funded by the Plan will be delivered.

I/We assure that these Plans comply with the "Planning and Financial Reimbursement Requirements for County Children and Youth Social Services Programs" as found in 55 PA Code Chapter 3140.

I/We assure that, when approved by the Department of Public Welfare, the attached Children and Youth Implementation Plan and Needs Based Plan and Budget, including any new initiatives, additional staff and/or increased services and special grants that are approved, shall be the basis for administration of public child welfare services for all children in need under Article VII of the Public Welfare Code, 62 P.S. § 701 et seq., as amended.

I/We assure that, where possible, the county will cooperate with state efforts to maximize the use of federal funds for the services in this Plan.

I/We assure that all contracts for the provision of services addressed herein will require the providers to comply with the Chapter 49 provisions (contract compliance regulations).

I/We assure that expenditure of funds shall be in accordance with these Plans and estimates and Department of Public Welfare regulations.

I/We assure that services required by 55 PA code 3130.34 through 3130.38 will be made available as required by 55 PA code 3140.17 (b)(2);

I/We assure that the capacity of both the county and the providers has been assessed and it is my/our judgment that it will be adequate to implement the Plan as presented;

I/We assure all Title IV-E foster care maintenance and adoption assistance payment eligibility requirements are met for the specified children, not merely addressed by the agreement;

I/We assure that the County Children and Youth Advisory Committee has participated in the development of this Plan and has reviewed the Plan as submitted; and

I/We assure that representatives of the community, providers and consumers have been given the opportunity to participate in the development of this Plan; and

I/We assure that the county programs that affect children (e.g., Mental Health, Mental Retardation, and Drug and Alcohol) have participated in the development and review of this Plan.

I/We understand that the accompanying budget projections are based on estimates and that the amounts may change when the state budget is adopted and final allocations are made.

I/We understand that substantial changes to the Plans subsequent to Departmental approval must be submitted to the Regional Office of Children, Youth and Families for approval.

**NEW ASSUARANCE in FY 2011-2012 NBB Bulletin**

**I/We assure that all new Guardians Ad Litem have/will complete the pre-service training prior to being appointed to represent a child. If the GAL has not completed the pre-service training, costs incurred for representation of children by this GAL will not be claimed.**

**COUNTY ASSURANCE OF COMPLIANCE AND PARTICIPATION  
DOCUMENTATION OF PARTICIPATION BY THE JUVENILE COURT**

**THE SIGNATURES OF THESE COUNTY OFFICIALS REPRESENTS AN ACKNOWLEDGEMENT OF  
COUNTY COMMITMENT TO ADHERE TO THE COMMON AND EXECUTIVE ASSURANCES  
CONTAINED IN THE PRECEEDING PARAGRAPHS**

**County Human Services Director**

\_\_\_\_\_  
Name Signature Date

**County Children and Youth Administrator**

Patricia Skrynski, MSW  
Name Signature Date

**County Chief Juvenile Probation Officer**

John Yarnell  
Name Signature Date

**DOCUMENTATION OF PARTICIPATION BY THE JUDICIARY**

**In addition to the Common Assurances:**

I/We assure that I/we had the opportunity to review, comment and/or participate to the level desired in the development of the Children, Youth and Families Needs Based Plan and Budget.

I/We assure that the plan accurately reflects the needs of children and youth served by the juvenile court.

I/We assure that the Juvenile Probation Office has actively participated in the development of the Children, Youth and Families Needs Based Plan and Budget.

Judicial Comments:

\_\_\_\_\_  
\_\_\_\_\_  
\_\_\_\_\_

Juvenile Court Judge(s)/ Designee

Russell Shurtliff, President Judge  
Name Signature Date

\_\_\_\_\_  
Name Signature Date

**COUNTY ASSURANCE OF FINACIAL COMMITMENT AND PARTICIPATION**

**THE SIGNATURES OF THESE COUNTY OFFICIALS REPRESENTS AN ACKNOWLEDGEMENT OF COUNTY COMMITMENT TO ADHERE TO THE COMMON AND EXECUTIVE ASSURANCES CONTAINED IN THE PRECEEDING PARAGRAPHS AS WELL AS COUNTY COMMITMENT TO PROVIDE THE LOCAL FUNDS SPECIFIED IN THE PLAN AS NECESSARY TO OBTAIN THE MATCHING STATE AND FEDERAL FUNDS BASED ON THE COUNTY'S PROPOSAL. THE LOCAL FUND COMMITMENT AS PROVIDED IN THE COUNTY'S PROPOSAL TOTAL**

**\$ \_\_\_\_\_.**

**Signature(s)**

**County Executive/Mayor**

_____	_____	_____
Name	Signature	Date

**County Commissioners**

<u>Anthony P. Litwin</u>	_____	_____
Name	Signature	Date

<u>Judy Kraft Mead</u>	_____	_____
Name	Signature	Date

<u>J. Stark Bartron, II</u>	_____	_____
Name	Signature	Date