

FY 2011-12 NBPB

Commonwealth of
Pennsylvania

Office of Children,
Youth and Families



**NEEDS BASED PLAN AND BUDGET
NARRATIVE TEMPLATE**

Budget Narrative Template

The following pages provide a template for counties to use to complete the narrative piece of the 2011-2012 Needs Based Plan and Budget. All narrative pieces should be included in this template; no additional narrative is necessary. Detailed instructions for completing each section are in the Needs Based Plan and Budget Bulletin, Instructions & Appendices.

The budget narrative is limited to a MAXIMUM of 50 pages, excluding charts, Special Grants Request Forms, and IL Documentation. All text must be in either 11-point Arial or 12-point Times New Roman font, and all margins (bottom, top, left, and right) must be 1 inch.

Note: On the following page, once the county inserts its name in the gray shaded text, headers throughout the document will automatically populate with the county name. Enter the county name by clicking on the gray shaded area and typing in the name.

NORTHAMPTON COUNTY

Needs Based Plan and Budget FYs 2009/10, 2010/11, and 2011/12

Version Control	
Original Submission Date:	8-15-10
Version 2 Submission Date:	
Version 3 Submission Date:	
Version 4 Submission Date:	

Section 2: NBPB Development

2-1: Executive Summary

- Submit an executive summary highlighting the major priorities, challenges, and successes identified by the county since its most recent NBPB submission. The summary should include any widespread trends or staffing challenges which affect the county, particularly those which impact all outcome indicators.

Northampton County Children, Youth and Families Division and Office of Juvenile Probation have developed their 2010-11 Implementation Plan and 2011-12 Needs Based Plan for abused, neglected, pre-delinquent and delinquent children and youth within the county. The planning considered the needs of children currently being served, as well as those children expected to require services and in accordance with Act 30 of 1991.

Priorities during 2009-10 included expanding the resources necessary to implement Evidence-Based Practices. We now have six (6) providers who are able to coordinate and hold Family Group Conferences. Providers have been able to add Functional Family Therapy as a service through grants or by training existing staff. Multisystemic Therapy is relied upon to help families learn to manage adolescent behaviors.

The agency is involved in a number of state initiatives including the Permanency Practice Initiative and the National Governor's Academy for the Safe Reduction of Children in Placement. Three (3) month status conferences for children involved in the dependency system have been held continually since March, 2009. All staff attended a Family Finding training conducted by Kevin Campbell on 2/11/09 and select staff were chosen for further training in the Accurint system which is currently available for staff use. In addition, an LSI paralegal has begun to coordinate Family Finding/Diligent Search activities. We are working with providers on the Family Development Credentialing process.

In FY2008-09 and 2009-10 the Children's Integrated Services Unit received a grant from the Department of Public Welfare to provide Emergency Respite Services to children at risk of placement due to mental health/mental retardation and child abuse/neglect issues. Since implementation thirty-six (36) children received respite services and placement was averted in all cases. Twenty-three (2 ten (10) 3) children were at imminent risk of placement while were at some risk, i.e., three (3) autistic children being raised by grandparents; children awaiting placements in residential treatment facilities and/or therapeutic foster care. Respite services are available through four (4) providers.

Northampton County Juvenile Probation Office has implemented the Youth Level of Service/Case Management Inventory for youth entering the delinquency system. New cases use diversionary programming (informal disposition) before Court involvement. There is a pre and post use of the assessment. In addition, an assessment is done at six months and closing for youth who are receiving any community-based supervision.

The JPO Aftercare Initiative has also been implemented since 2006 to ensure youth transitioning from residential treatment receive appropriate services in the community after involvement in the delinquency system. Representatives from CYF, JPO, Northampton County Juvenile Justice Treatment Center, CAASP and school districts participate.

NORTHAMPTON

2-2a. Collaboration	
Entity	County Engagement
County Children and Youth Agency Staff	The Director invites all staff to provide input annually through the agency newsletter. They may provide input personally, via memo, email or through their supervisor.
Juvenile Probation Staff	CYF and JPO collaborate throughout the fiscal year in meetings for cases with shared case responsibility, in case reviews for the National Governor's Academy and the Truancy Intervention Program, at the Children's Roundtables, in the IVE Quality Assurance process, at CAASP/Children's Integrated Services (CISU) Advisory Board meetings and during the development of the Needs-Based Budget.
Juvenile Court and Family Court Judges and Legal Counsel for Parties	CYF, the Juvenile Court Masters and Judges, guardians ad litem, children's legal counsel, and parents' attorneys collaborate on the local Children's Roundtable to address barriers to timely permanency that may occur in the legal system, in addition the Juvenile Court Administrative Judge participates in National Governor's Academy activities.
Family Members and Youth, especially those who are or who have received services	Family members and youth are represented on the CAASP/CISU Advisory Board. Youth from Northampton County participate on the PA State Youth Advisory Board.
Child, Parent, and Family Advocates	Parents, children and family advocates are represented on the above-mentioned CAASP/CISU Advisory Board, as well as Family Center Advisory Boards.
Mental Health and Mental Retardation service system	CYF and MH/MR collaborate on the CAASP/CISU Advisory Board, and the National Governor's Academy.
Drug and Alcohol Service System	CYF and the Drug and Alcohol Service System collaborate on services for children who are multi-system involved through the CAASP/CISU Advisory Board.
Early Intervention System	All children under age 3 who are the subject of a substantiated report of child abuse or neglect are referred to the Northampton County MH/MR Early Intervention Unit for a full evaluation. A caseworker III is the liaison to the Early Intervention Unit for referral and follow-up.
Local Education System	CYF Caseworkers in Schools (4 cw based in 4 middle schools), Truancy Intervention Program with Colonial IU20, JPO school-based probation, and Family Center Advisory Boards; GPS and CPS supervisors provide in-service training in schools in Northampton County schools as requested.
Community Organizations which provide support and services to children and families	CYF is involved with the following community organizations by either providing referrals, training (i.e. CPS Mandated Reporter) or serving on Advisory Boards: Marvine Family Center, Family Connections, United Way of the Greater Lehigh Valley Community Impact Council.

NORTHAMPTON

Entity	County Engagement
Current Service Providers	Development of specific services to address children/family needs, i.e., comprehensive parenting classes, on projects driven by various community boards and/or Family Centers.

2-2b. Data Collection Details

Resource	Data Collected	Date of Data
US Census	Population; poverty statistics	2000
PA State data center	Population; poverty statistics	2000
Lehigh Valley Planning Commission	Demographics	From 2000 U.S. Census and 2007 projections by LVPC
AFCARS	Entries, Exits, Reunification, Adoption, Permanency, Placement Stability	2004 -2010
PA Annual Child Abuse Report	Statewide and county specific child abuse data	CY 2009
Northampton County Annual Child Abuse Data	County specific child abuse data	CY 2009
CY28	County specific, placement, staffing, adoption data	FY 2009-10
Data Package/ Hornby Zeller	Entries, Exits, Reunification, Adoption, Permanency, Placement Stability	4/1/2005 – 3/31/10

2-3: Meeting Mandates

2-3a. PA Rules of Juvenile Court Procedure

- What are the steps county is taking to address this mandate?

The Juvenile Court in Northampton County has implemented all changes necessary to comply with the PA Rules of Juvenile Court effective February 1, 1997. In Northampton County Emergency Court Orders are granted by a judge, as well as, goal change/termination of parental rights and contested dependency hearings. Dependency review hearings and motions on other matters go before masters. All children in placement are assigned a guardian ad litem who represents their best interests, while status offenders are also assigned an attorney to represent their legal interests. Children are present at dependency proceedings, unless excused by their guardian ad litem or attorney. Three (3) month status conferences are held for all children in placement. The Court uses the AOPC docketing and case tracking system.

NORTHAMPTON

2-3b. Truancy

- What are the steps the county is taking to address this mandate?

Northampton County CYF is involved in various initiatives and collaborative projects in the eight (8) school districts in Northampton County. The Children, Youth and Families Division and the Juvenile Probation Office have worked on special projects such as, school-based probation, Caseworkers In Schools and the Truancy Intervention Program. A Truancy Workgroup has been meeting over the past eighteen (18) months to update/improve truancy intervention services and coordinate efforts with school-based caseworkers. CYF, the Juvenile Probation Office, the Juvenile Court Administrative Judge, CYF program, supervisory and casework staff, representatives from Colonial Northampton I.U. 20 and school districts have collaborated to develop a strategy to address truancy. A pilot program was begun in FY2008-09 which is a joint effort between Northampton Area School District, Northampton County Children, Youth, and Families, and Colonial Intermediate Unit 20. The focus of this effort is to develop an effective, efficient, and research-based approach to improving school attendance and preventing truancy. Program components provide the ability to use a continuum of strategies to address truancy issues, from mild to severe. The program is largely an intervention for truancy, although certain aspects of it have a prevention component. Families involved in this program may access Family Group Decision Making. This program was funded as an Alternatives to Truancy Program in the FY2010-11 Needs-Based Budget (\$98,230).

2-3c. Quality Assurance Process

- What are the steps the county is taking to address this mandate?

The Agency has a Quality Assurance Unit, consisting of one (1) Program Specialist and one (1) Caseworker III. The Unit assures that casework staff are complying with Agency policy regarding completion of paperwork (Family Service Plans, Juvenile Court materials, case notes, risk and safety assessments, etc.), oversees quarterly case reviews with in-home service providers, conducts quarterly case reviews for compliance with court orders, risk assessments, photos, monitors timeliness in permanency planning by conducting 8 month reviews of children in placement and assures that caseworkers comply with State and agency standards for visitation with children in placement. The Quality Assurance Specialist compiles results of the quarterly case reviews in a report to the Agency Director. A plan is then developed to correct areas requiring attention. The Quality Assurance Program Specialist is a county lead in the training and implementation of the new Safety Assessment.

2-3d. Fostering Connections

- What are the steps the county is taking to address this mandate?

Northampton County Children, Youth and Families Division has implemented the following to comply with the mandates of the Fostering Connections to Success and Increasing Adoptions Act of 2008 (H.R. 6893/P.L. 100-351 and in accordance with the Special Transmittal issued by the PA Dept. of Public Welfare issued February, 2009):

1) The Notification for Kinship Caregiver Opportunity letter provided in the bulletin has replaced the former letter provided by Northampton County CYF to potential kinship caregivers. Relatives or others who have a relationship with the child are to receive the letter within 30 days of a child's placement into foster care.

NORTHAMPTON

If there are no potential resources identified by the family or if resources identified and explored are not able to care for the child(ren), family finding is used immediately to attempt to locate relatives or other potential caregivers.

Waivers for non-safety licensing requirements are requested from the Northeast Regional Office when a potential kinship caregiver cannot meet all the standards.

2) The agency recognizes the importance of sibling bonds and continuously strives to place siblings together in a home-like setting. Agency Policy and Procedure (Section V, Placement and Permanency, K. Placing Siblings Together) requires that casework staff must make every attempt to find an approved or approvable resource home that is able to accommodate all siblings. A waiver is requested, if necessary, in order to approve the home. This is the requirement for agency foster homes and provider agencies. Agency contracts (Appendix H) set forth the agency's philosophy and requires that every effort be made to place siblings together and that those efforts are documented.

3) Northampton County CYF takes into account a child's proximity to his/her home school district when placement is imminent per §3130.67 (b) (iv) and OCYF Bulletin #3130-08-01/3140-08-03, Educational Stability and Continuity for Children in Substitute Care. In addition, documentation re: continuity of school placements is contained in the Child's Permanency Plan. Adoptive parents and subsidized permanent legal custodians are asked to verify that each child in their custody of compulsory school age is a full-time student or is incapable of attending school due to a documented medical condition in the annual letter they receive from the agency to inform of any important changes to the child's living situation.

4) Personalized Transition Plans are completed for youth who are emancipating from federally-defined foster care during the 90 days prior to the planned emancipation. The transition plan is reviewed by the Court at the last permanency review hearing or status conference prior to the child's 18th birthday. The plan includes notification to the youth of the option to remain in care, if the youth is engaged in a secondary or post secondary education or vocational program or an alternate course of instruction or treatment. Youth who are in kinship guardianship or who were adopted after age 16 are eligible to participate in and obtain all benefits of the Chafee Foster Care Independence Program and the Education and Training Grant Program. The adoptive parent(s) or custodian(s) and the child are notified of the availability of the programs and benefits by letter prior to the finalization of the kinship guardianship or adoption. Youth are also given a resource binder, which includes important documents (birth certificate, social security card) and information on community resources and educational opportunities.

SWAN training for all staff on Fostering Connections is scheduled on September 20 and 27, 2010.

NORTHAMPTON

2-3e. Safety Assessment

- What are the steps the county is taking to address this mandate?

All staff were trained in June, 2009 on the new Safety Assessment. Implementation began on July 1, 2009. Staff from the Northeast Regional Office conducted case reviews, particularly focusing on safety assessments completed by CYF caseworkers on January 20, 2010 and April 8, 2010.

2-3f. Children & Family Services Act of 2006

- What are the steps the county is taking to address this mandate?

The agency has been tracking caseworker visits with children in response to the Federal Children and Families Service Improvement Act of 2006. Revised policy and procedure has been written to assure compliance and inform staff of the requirement that all children in placement are seen on a monthly basis in their placement setting. We are currently implementing the requirements of the act. Tracking is done through the Quality Assurance Unit. For the reporting period 10/1/06 – 9/30/07, 100% of the children in the random sample were seen on a monthly basis; 98% of the children in the random sample were seen in the place of residence. For the reporting period 10/1/07 - 9/30/08, 50% of the children in the random sample were seen on a monthly basis; 100% of the children in the random sample were seen in the place of residence. For the reporting period 10/1/08-9/30/09, 100% of the children in the random sample were seen on a monthly basis; 100% of the children in the random sample were seen in the place of residence.

2-3g. Development Evaluation & Early Intervention Referral

- What are the steps the county is taking to address this mandate?

All children under age 3 who are the subject of a substantiated report of child abuse or neglect are referred to the Northampton County MH/MR Early Intervention Unit for a full evaluation. A Caseworker III in the Child Protective Services Investigation Unit refers all children accepted for service for a full evaluation within 30 days of acceptance and assures that any recommended service is provided with documentation of such in the Family Service Plan. Target population children from age 3 – 5 are tracked by the Agency Caseworker III using the Ages and Stages Questionnaire assessment tools (ASQ/ASQ-SE), and a referral for service is made if the child receives a qualifying score. Children who do not qualify for services after evaluation are tracked by the Early Intervention Unit. The Caseworker III also inputs data required to support the completion of the study of the Ages and Stages Questionnaire by the University of Pittsburgh, School of Social Work. The CPS Program Director oversees CYF participation. We plan to extend the age range in the future.

2-3h. CFSR Outcomes and Continuous Quality Improvement

- What steps will the county take to develop or enhance a continuous quality improvement process related to the CFSR outcomes and themes?

The agency Assistant Director and a Permanency Unit Supervisor were active on subcommittees addressing Pennsylvania's Program Improvement Plan (PIP) related to CFSR outcomes and themes. The Administrative and Supervisory staff were updated on the issues, progress and themes encountered as the PIP was in development. We are aware

NORTHAMPTON

that a Continuous Quality Improvement (CQI) process will be the primary vehicle to drive change in Pennsylvania. Northampton County is committed to the six (6) themes that will drive our work in the future: Child, Youth and Family Engagement, Collaboration, Sustaining Change; Quality Practice; Enhancing Assessments, and Timely Permanence. We are currently participating in or have participated in the following state initiatives: American Bar Association Barriers to Permanency Project, Permanency Practice Initiative, Legal Services Initiative, National Governor's Academy, Concurrent Permanency Planning and Organizational Needs Assessment. In addition, family and youth engagement is considered an important part of child welfare practice, as staff have come to rely on evidence-based services such as, Family Group Decision Making, Functional Family Therapy, Multi-systemic Therapy and Multi-dimensional Treatment Foster Care. There are providers in the Lehigh Valley who are able to provide these services through grants, medical assistance or to non-MA eligible children/parents with CYF funding. The Department of Human Services also has a Children's Integrated Services Unit (CISU) which services children and families involved in multiple systems. Parents and youth serve on both the CISU Steering Committee and the CISU Parents & Youth Advisory Committee. We participated in the Family to Family Initiative in FY95-96 and continue to fund this program in collaboration with a Family Center in the Bethlehem Area School District.

2-3i. Shared Case Responsibility

- What are the steps the county is taking to address this mandate?

The Children, Youth and Families Division and Juvenile Probation Office have been involved in discussions regarding Shared Case Responsibility over the past few years, as it has related to the Joint Position Statement on Aftercare for Delinquent Youth and the development of a "single plan" as a means to improve the coordination and continuity of service delivery between JPO and other provider agencies. In response to the issuance of the Shared Case Responsibility Policy and Procedures Bulletin on May 7, 2010, a Shared Case Responsibility Implementation Plan has been developed by CYF and JPO. Initial planning has centered on reciprocal cross training for CYF and JPO staff. CYF will be trained by JPO on Sept. 24, 2010 and JPO staff will be trained by CYF on Oct. 1, 2010. The training will focus on the requirements for Shared Case Responsibility in the bulletin and familiarize staff with intake and referral procedures for each office. CYF and JPO staff that are able to access information identifying CYF or JPO involvement in a case have been identified. The training will focus on communication between both offices; encourage team meeting and notification to the caseworker/juvenile probation officer of any judicial proceedings that are scheduled where child specific needs and or transition plans are reviewed. Supervisors and Quality Assurance staff of both offices will monitor shared cases to assure a better coordinated service delivery for the children and families we serve.

NORTHAMPTON

2-3j. The Child Abuse Prevention and Treatment Act (CAPTA) – Guardian Ad Litem training

- What are the steps the county is taking to address this mandate?

Northampton County Children, Youth and Families Division participates in the Permanency Practice Initiative as Phase One County. We are aware of the pre-service training requirement new guardians ad litem will be required to attend beginning in Jan., 2011 and the Core Training that will become available to all guardians ad litem in the future that will serve as the pre-service training requirement. Two (2) guardians ad litem are appointed to represent the best interests of children in Northampton County. They will be encouraged to attend the state training session in September. We do not anticipate hiring new/additional guardians ad litem in FY2010-11 or FY2011-12.

2-3k. Chafee Foster Care Independence Program (CFCIP) - National Youth in Transition Database (NYTD) – Baseline Survey

- What are the steps the county is taking to prepare to address this mandate?

Northampton County Children, Youth and Families Division has the capability of providing the baseline data of all youth in foster care anytime between their 17th birthday and the 45 days following their birthday. CYF staff who carry primarily adolescent caseloads, staff involved with youth enrolled in the Adolescents Achieving Independence Program (youth who are 16 years and older in foster care) and/or student interns will assist the agency in administering the survey to youth in the baseline and follow-up population. CYF will also identify a staff person to monitor that youth have completed the survey and report the status of any youth who did not complete the survey.

2-3l. Emergency and Disaster Planning

- What are the steps the county is taking to address this mandate?

A CYF Safety Committee is convened regularly to address staff safety issues in the office and in the field. This committee has also overseen broader emergency and disaster response planning in accordance with the Child and Family Services Improvement Act of 2006 (Public Law 109-288) and guidance issued by the Office of Children, Youth and Families (OCYF) in Oct., 2009. Northampton County Division of Emergency Management Services has prepared an Emergency Evacuation Plan for the Governor Wolf Building where CYF offices are located. A Disaster Plan specific to continued operations of the agency (communication, basic services to be provided; continuing operations away from the Governor Wolf Building, i.e., information system access for management, caseworkers and fiscal staff and alternate work locations) has also been developed. In addition, the ACS Information Services Division (county IT system) has developed a disaster recovery plan for the entire county which includes a back up plan for Caretracker (CYF database).

2-3m. Time Limited Family Reunification (TLFR)

- What are the steps the county is taking to address this mandate?

Northampton County receives Federal IV-B TLFR grant funds to provide reunification services to families whose children are coming into foster care placement for the first time. We contract with the Bethlehem Area School District, through the Marvine Family Center to

NORTHAMPTON

implement this program. We have had a longstanding relationship with the district, as we have contracted for Family to Family Initiative staff through the Family Center since 1995.

Northampton County Children, Youth and Families Division and TLFR staff from the Marvine Family Center have focused on the following three outcomes in order to reduce the length of time in out of home care for children entering placement for the first time during FY2008-09, FY2009-10 and FY2010-11:

Program Outcome/Goal #1: Reduce the length of time that children spend in out of home placement by achieving reunification within 15 months of placement for 70% of those children who are referred to the TLFR Program.

Program Outcome/Goal #2: Increase the stabilization of families in order to facilitate safe and timely reunification of their child(ren) within 15 months of placement.

Program Outcome/Goal #3: Enhance the working relationship between Northampton County Children, Youth and Families, the Marvine Family Center, and other agencies and service providers at the county and community levels in order to support families and offer a seamless array of services.

If your county is currently receiving Federal IV-B TLFR grant funds and you are requesting a continuation of TLFR program with state funds please answer the following questions:

- 1) The desired outcomes for the TLFR program may include a combination of the following:
 - a. Reduce the length of time that children spend in foster care.
 - b. Reduce the re-entry rates for children returning to county custody.
 - c. Reduce the number of placement moves for children in foster care.
 - d. Increase the stabilization of families who have a child in foster care in order to facilitate reunification with the family within 15 months.
 - e. Increase the rates and timeliness of reunification of children with their families.
 - f. Increase the success in locating absent parents as permanent resources for their children.
 - g. Enhance the working relationships between the CCYA and other agencies and service providers at the county and community levels to support families.
 - h. Enhance the CCYA's use of child profiles and child preparation for children in placement with a goal of reunification.

Each CCYA must select a minimum of three outcomes. Identify and describe the outcome goals for your grant program from SFY 2008-2009 to SFY 2010-2011. Identify and describe if you plan to make any changes to your goals for SFY 2011-2012.

- 2) Identify and describe the results of the program during the grant funding period. i.e. How many children were reunified within 15 months? How many placements did the children experience?

Outcome #1

	3/31/07	9/30/07	3/31/08
Reunified < 12 mos.	58.82%	61.7%	59%
Median length of stay	8.8	5.8	8.8
	FFY 2006-07	FFY 2007-08	FFY 2008-09
# entering	314	182	139

NORTHAMPTON

# exiting	167	183	157
-----------	------------	------------	------------

TLFR specific data: since 7/1/08, thirty-seven (37) families served; 96 children.

- # Reunited - 10
- # Who have received counseling: individual counseling 56, family counseling 3; group counseling 3
- # Who have received substance services: inpatient 1; residential 1; outpatient 2
- FGDM offered by TLFR staff: 3

The programs below are offered to children and families in the BASD:

- PAT – offered by Family Center Family Development Specialists
- Project Success – on-site evidence-based mentoring and prevention program for secondary school students who are at risk for substance abuse, academic failure, dropping out and other negative behaviors
- Functional Family Therapy – provided by Master’s level therapists to identified youth (ages 10 -18) and their families in their homes as part of CYF’s partnership with BASD.
- Strengthening Families –SAMSHA model program – proven to reduce adolescent substance abuse and other problematic behaviors in youth 10 -14.
- 21st CCLC Grant for after school program and summer camp for children.
- TLFR Staff trained in Family Group Decision-making by CWCBT Program in 2009.

Outcome #2	3/31/07	9/30/07	3/31/08
Re-entries	22.34%	19.42%	17.8%
	FY2007-08	FY2008-09	FY2009-10
In-home services	88%	88%	87%
Placement	256	300	231

Outcome #3	FFY 2007-08	FFY 2008-09	FY 2009-10 (as of 6/1/10)
# entering	182	139	109
GPS referrals	2283	3532	2622
CPS referrals	761	729	476

3) What services and activities do you plan for SFY 2011-2012?

Service Strategies/Activities:

- Referral to Time-Limited Family Reunification Program at time of placement
- Coordination and facilitation of Family Group Decision Making
- Referral to individual/family counseling
- Referral to domestic violence services
- Referrals to mental health/mental retardation services
- Referral to drug and alcohol services
- Participation in structured focused family visitations
- Participation in family center programs
- Referral to informal community-based services
- Referral to Parent as Teachers (PAT) program through Marvine Family Center for children under 5 years of age
- Referral for dental, vision, and asthma programs through the Marvine Family Center

NORTHAMPTON

- Work with county caseworker to achieve goals and objectives of Family Service Plan/Child Permanency Plan
 - Referrals to Project Success, Functional Family Therapy, and Strengthening Families provided by the Bethlehem Area School District.
- 4) What changes, if any, will you be making to the program at the conclusion of the grant funding?

We do not plan to make any changes to the program at the conclusion of the grant period. We believe that we have been successful reunifying children faster, stabilizing families (the number of children and youth entering placement has steadily declined since FY2008-09); more children are exiting placement; less children are re-entering placement once reunified; more families are receiving in-home services and fewer children are in placement overall. The staff of Marvine Family Center are able to serve Spanish-speaking families in their own community which makes this program valuable to CYF staff.

- 5) Did you realize any under spending of TLFR funds during any SFY?
- a. If yes, please explain what changes, both programmatic and administrative, that you have made to ensure that you do not have under spending for SFY 2011-2012.

No, the grant was fully expended each fiscal year.

Section 3: General Indicators

3-1: County Information/Background

- Population and poverty trends -

Population Projections				
Year	2000	2010	2020	2030
Northampton County	267,066	301,416	333,382	368,135

Northampton County's population will increase by 101,069 people from 2000 to 2030 – 12.6% per decade. In comparison, the population grew at a rate of 8.2% per decade over the previous 30 years.

Northampton County's population over the projection period will increase faster than Lehigh County's population because of additional migration. Lehigh County will experience a net migration of about 67,000 people over the projection period compared to the 102,000 people Northampton County will gain due to migration over the same period. Thus, Northampton County is projected to receive about 1.5 times as much net migration as Lehigh County.

Northampton County's net migration is stronger than Lehigh County's because it is closer to the main inflow of people from New York and New Jersey.

Table DP-3. Profile of Selected Economic Characteristics: 2000
 Geographic area: Northampton County, Pennsylvania
 Source: U.S. Department of Commerce, Bureau of the Census

POVERTY STATUS IN 1999	
	Percent below poverty level
Families	5.7
With related children under 18 years.	8.6
With related children under 5 years.	10.8
Families with female householder, no husband present	20.5
With related children under 18 years.	30.0
With related children under 5 years.	42.6
Individuals	7.9
18 years and over	7.2
65 years and over	7.3
Related children under 18 years	9.8
Related children 5 to 17 years	9.0
Unrelated individuals 15 years and over.	18.5

Families with children under the age of 18 represent 20.5% of families who live below the poverty level.

NORTHAMPTON

Population growth has had an impact on the County's ethnic and racial profile. During a 1990-2000 growth period, the Latino population grew by 35% and now makes up 6.7% of the population, twice the state average of 3.21%. The African-American population is 2.77% of the current population, representing a growth of 29%. The most significant growth came from the American Indian population, up by 49%. However, this group represents only 0.15% of the population (see Figure 1.3) according to the Lehigh Valley Planning Commission.

However, as Table 1.3 shows, the growth of the minority population is also concentrated in regional pockets. Eighty-one percent of the County's minority population resides in three municipalities: City of Bethlehem North (26%), Easton (23%), and Bethlehem Township (6%).

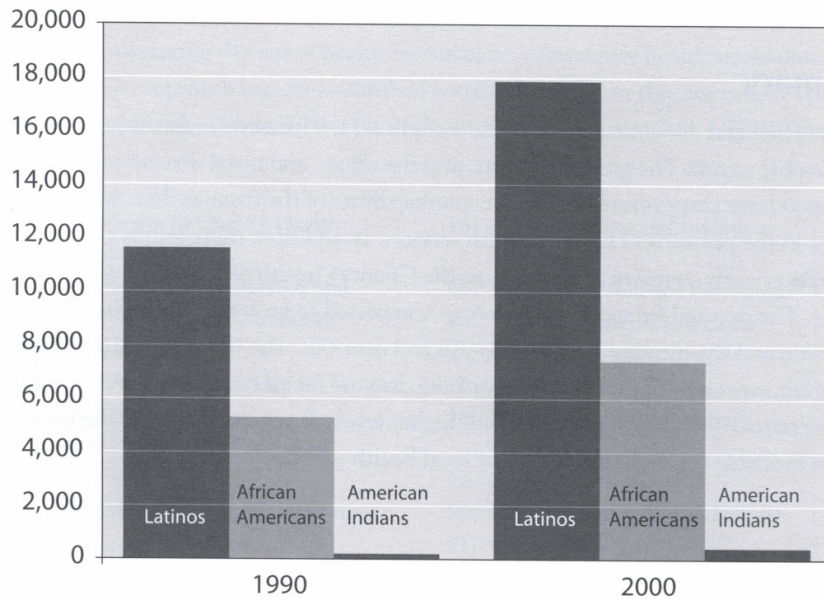


Figure 1.3 Minority Population Growth

Table 1.3 Minority Percentage of Municipal Populations

Municipality	Percentage Minority Population
Bethlehem City (N)	26%
Easton	23%
Freemansburg	18%
Bethlehem Township	
Wilson	6%
West Easton	6%
Palmer Township	5%
Forks Township	4%
Portland	4%

NORTHAMPTON

❑ Issues in annual licensing review and/or the Quality Services Review

Staff from the OCYF Northeast Regional Office conducted the annual agency licensing inspection on April 30 and May 4, 5, 6, 7, 10, 13 &14, 2010. Areas of non-compliance with applicable regulations were noted. Northampton County Children, Youth and Families Division submitted a response and plan of correction to the regional office on June 21, 2010. Procedures are in place to address and correct areas of non-compliance.

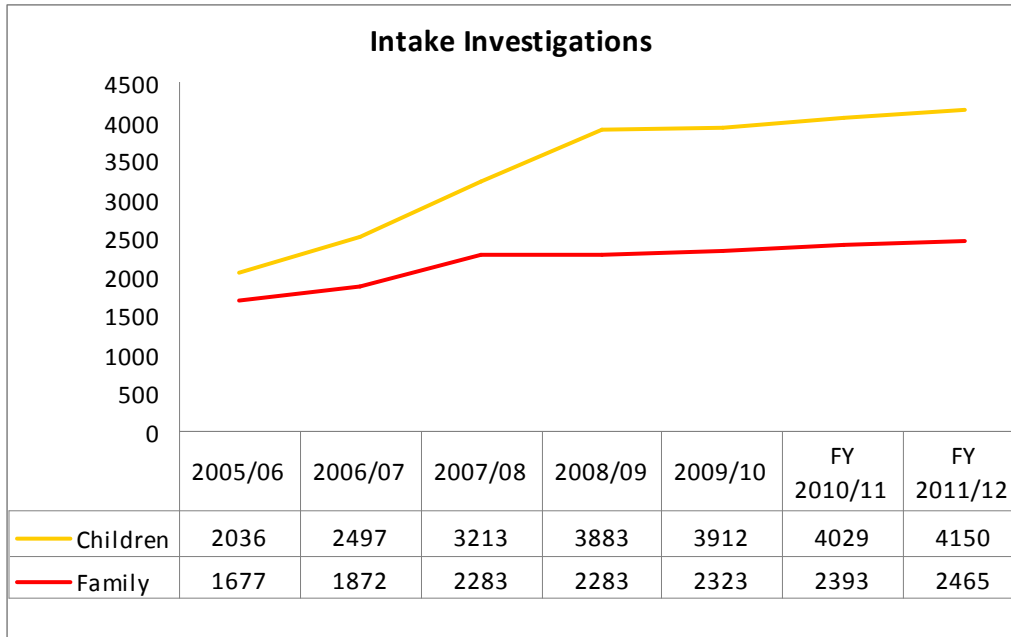
❑ Other Changes or Important Trends

Northampton County CYF is participating in the National Governor's Academy for the Safe Reduction of Children in Placement. We have developed a work plan and strategies to reduce the number of children in placement 15% by 2010. We have reduced the number of children in placement (CYF) from 239 as of 6/30/08 to 219 as pf 6/30/10.

NORTHAMPTON

3-2a. Intake Investigations

Insert the Intake Investigations Chart (Chart 1) and discuss any highlighted trends. Describe factors contributing to the trend. Discuss any important trends that may not be highlighted.

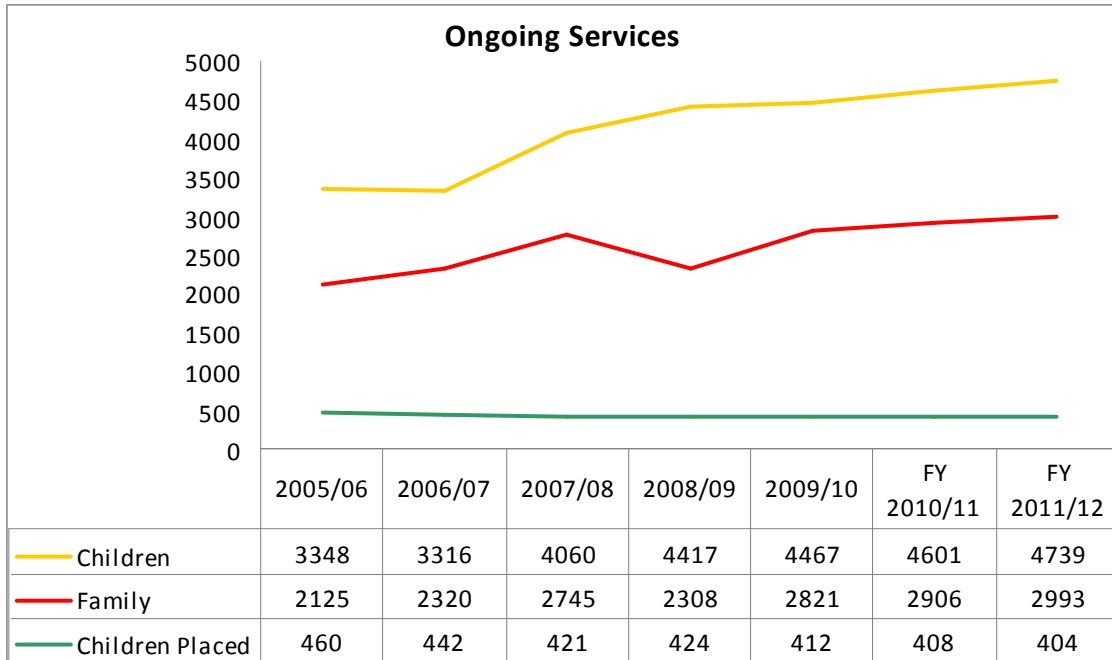


The number of referrals resulting in intake assessments has increased steadily since FY2006-07. The population of Northampton County continues to grow as individuals and families move from New York and New Jersey to the Lehigh Valley due to its proximity to New York and Philadelphia and the lower cost of living in Pennsylvania. The city of Easton has seen an influx of gang members over the past decade. The effects of gang activity can be seen in the schools and community resulting in increased CYF referrals, criminal activity (JPO involvement) and truancy. The primary drivers for referrals regarding child abuse and neglect of younger children are drug and/or alcohol abuse, mental health issues, homelessness and lack of employment on the part of the parents.

NORTHAMPTON

3-2a. Ongoing Services

- Insert the Ongoing Services Chart (Chart 2) and discuss any highlighted trends. Describe factors contributing to the trend. Discuss any important trends that may not be highlighted.

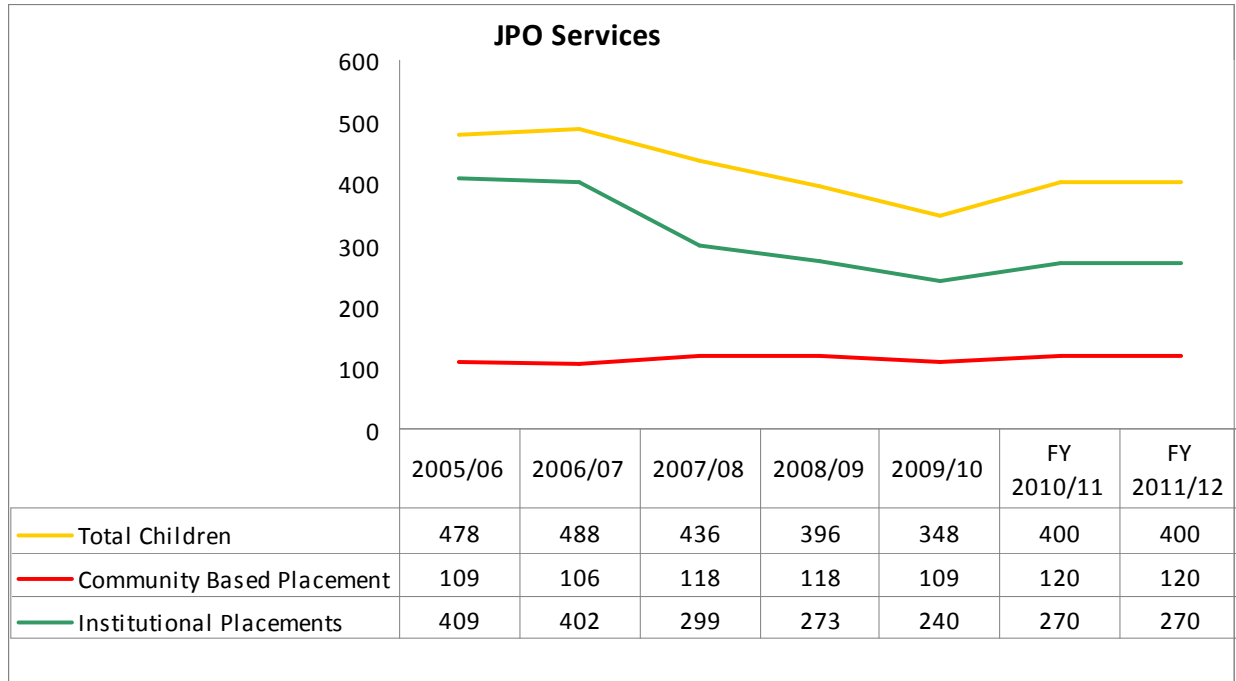


The number of intake assessments on referred families completed and opened to ongoing services has increased steadily since 2006-07. This is primarily due to the general increase in the population of Northampton County, the presence of gangs, referrals for truancy, and increased number of referrals of child abuse and neglect due to drug and/or alcohol abuse, mental health issues, homelessness and lack of employment on the part of the parents. The number of children placed has decreased substantially since 2005-06. This can be attributed to the use of effective in-home and evidence-based services which were successful at preventing placement.

NORTHAMPTON

3-2a. JPO Services

- Insert the JPO Services Chart (Chart 3) and discuss any highlighted trends. Describe factors contributing to the trend. Discuss any important trends that may not be highlighted.

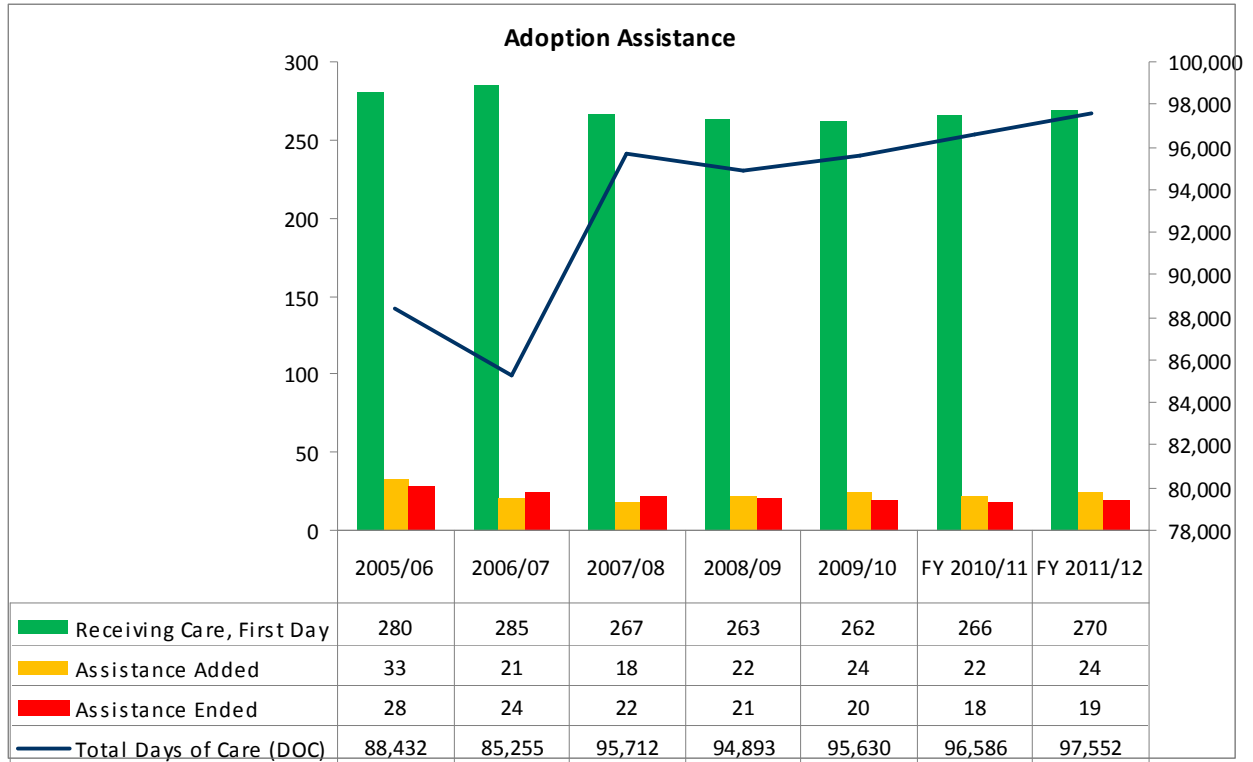


Institutional placements and total children served have shown a decline beginning in FY 06-07, while the use of community-based placements increased. The use of community based placements will continue to increase. Also, fewer children are being placed in Juvenile Detention.

NORTHAMPTON COUNTY

3-2b. Adoption Assistance

- Insert the Adoption Assistance Chart (Chart 4) and discuss any highlighted trends. Describe factors contributing to the trend. Discuss any important trends that may not be highlighted.

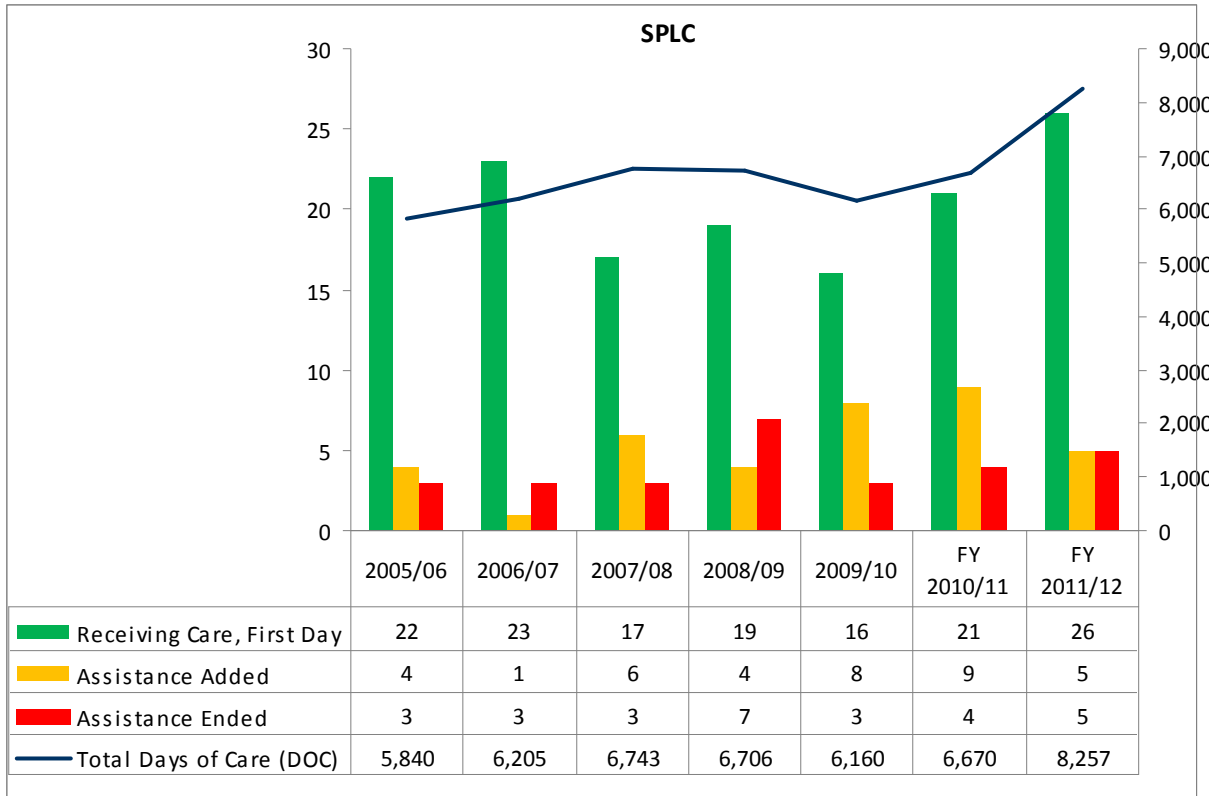


The number of children receiving adoption assistance decreased between FY2006-07 and FY2007-08. The number has remained fairly constant since FY2007-08. The overall number of children in placement has been declining since FY2006-07, however the number of adoptions finalized has remained constant. We expect to finalize the adoptions of approximately 22 children and youth during FY2010-11 based on the number of petitions for termination of parental rights that are filed and those that are in preparation.

NORTHAMPTON COUNTY

3-2c. Subsidized Permanent Legal Custody (SPLC)

- Insert the SPLC Chart (Chart 5) and discuss any highlighted trends. Describe factors contributing to the trend. Discuss any important trends that may not be highlighted.

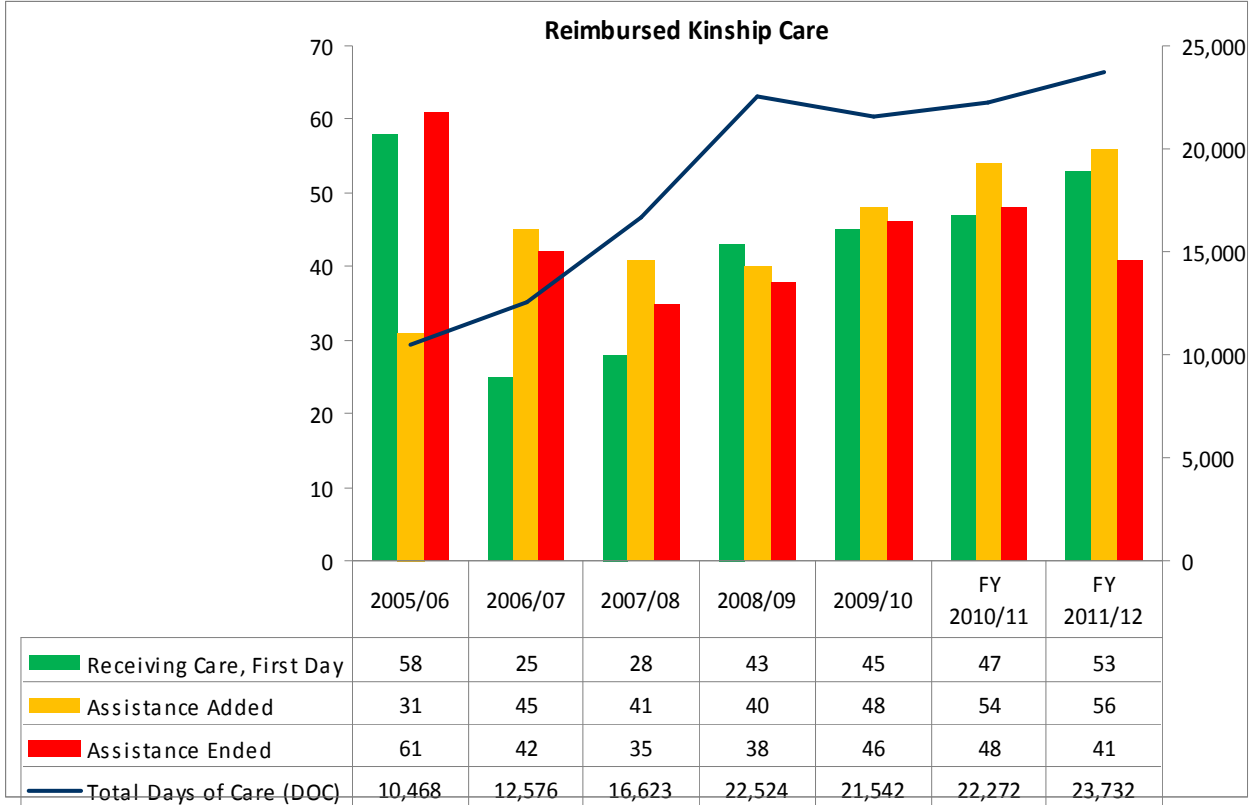


Northampton County CYF attains permanency for children and youth through subsidized permanent legal custodianship when permanency cannot be achieved through adoption. SPLC has been helpful to the older adolescent who may not wish to be adopted, but would like to remain in his/her foster home or with kin. We expect that there will be approximately 21 children receiving adoption assistance during FY2010-11.

NORTHAMPTON COUNTY

3-2d. Out-of-Home Placements: County Selected Indicator

- Insert charts related to out-of-home placements where trends are highlighted (Charts 6-13), and discuss the trend(s). Describe factors contributing to the trend. Discuss any important trends that may not be highlighted.

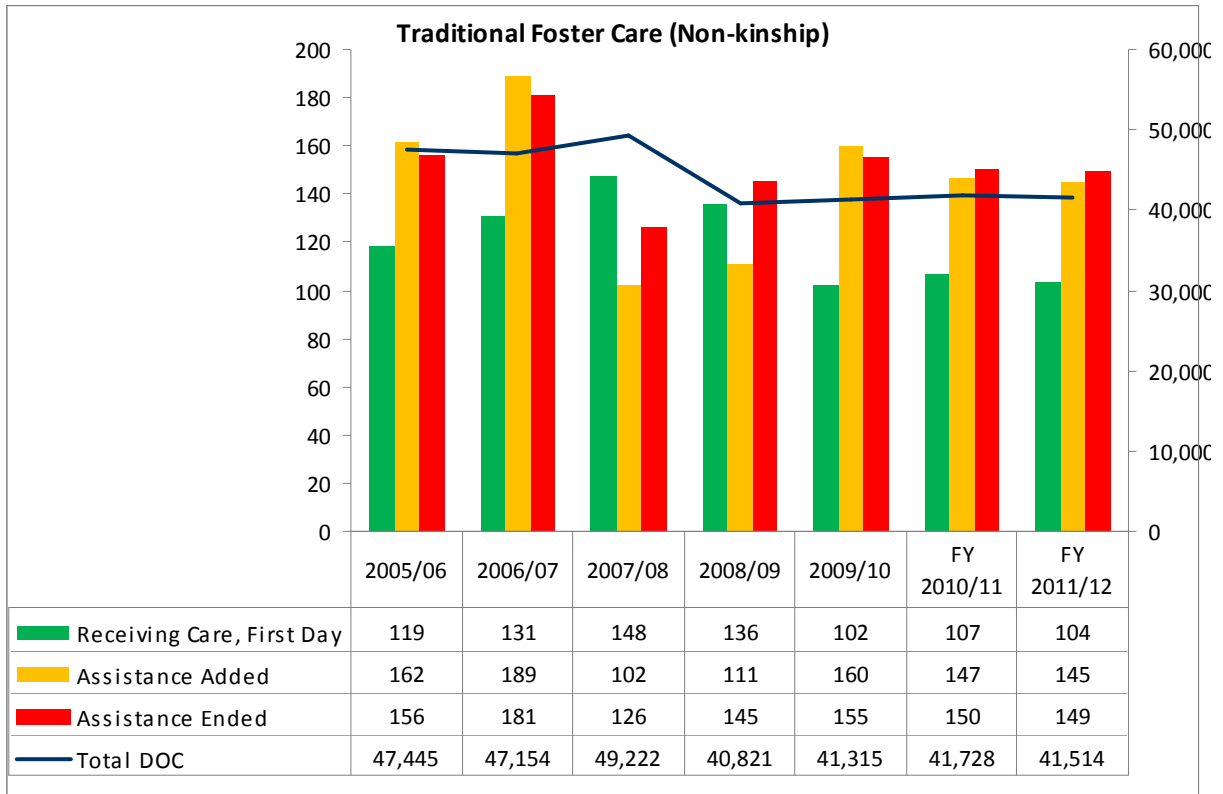


Northampton County CYF has had a steady increase in the number of approved relative foster homes since 2006. Relatives are given the first opportunity to become caregivers to children in need of out-of-home care. They are often called upon in emergency situations and are frequently willing to continue caring for a child(ren) if they are given support. We currently have 47 approved kinship homes; more homes than in the CYF foster care program (34). We expect to increase the number of reimbursed kinship homes in 2010-11 and 2011-12. We have implemented Family Finding and have had some success at locating missing parents or extended kin to care for children.

NORTHAMPTON COUNTY

3-2d. Out-of-Home Placements: County Selected Indicator

- Insert charts related to out-of-home placements where trends are highlighted (Charts 6-13), and discuss the trend(s). Describe factors contributing to the trend. Discuss any important trends that may not be highlighted.

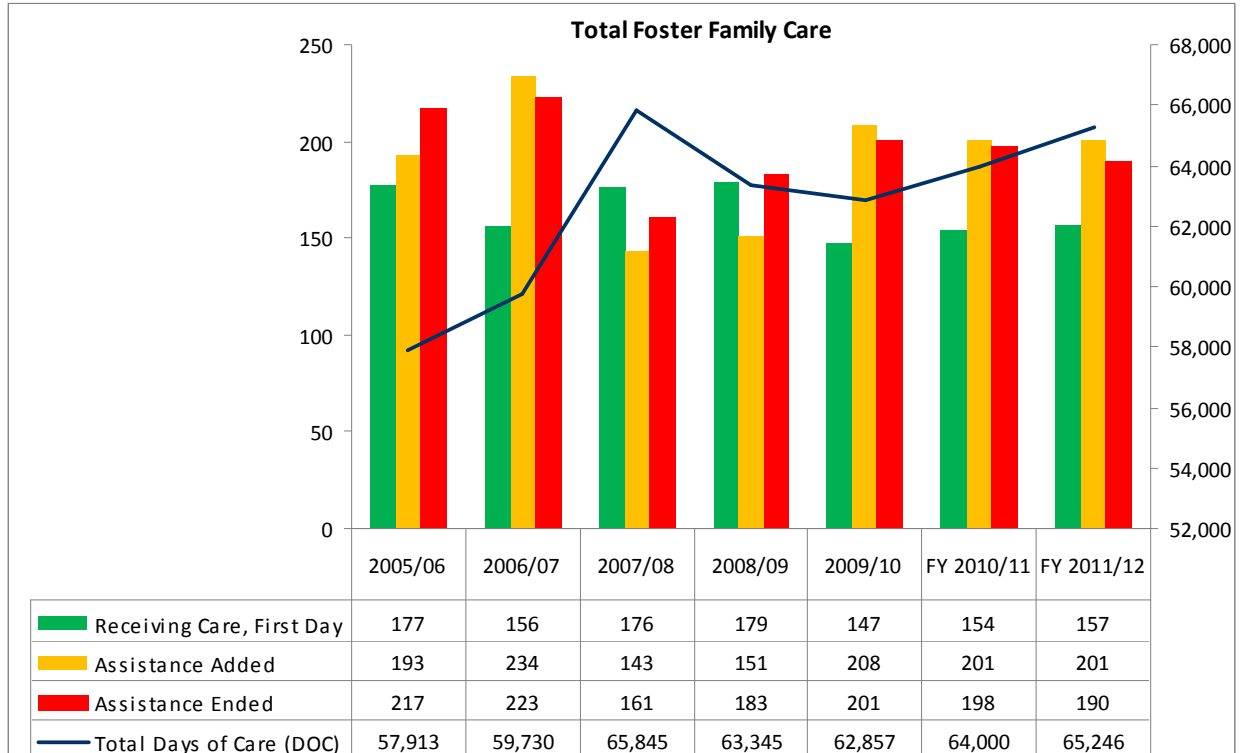


Northampton County CYF has reduced the number of children in placement significantly over the past five years. We continue to operate an agency foster care program, and purchase foster care services from other providers. We currently have 34 approved agency supervised non-relative foster homes. The availability of placement prevention and evidence-based services has helped families to keep their children at home. There are also numerous community-based services in Northampton County where families/children may access services that help to maintain family stability (Family Centers, community-based mental health services, temporary housing for homeless families, food banks, literacy programs, etc.).

NORTHAMPTON COUNTY

-2d. Out-of-Home Placements: County Selected Indicator

- Insert charts related to out-of-home placements where trends are highlighted (Charts 6-13), and discuss the trend(s). Describe factors contributing to the trend. Discuss any important trends that may not be highlighted.

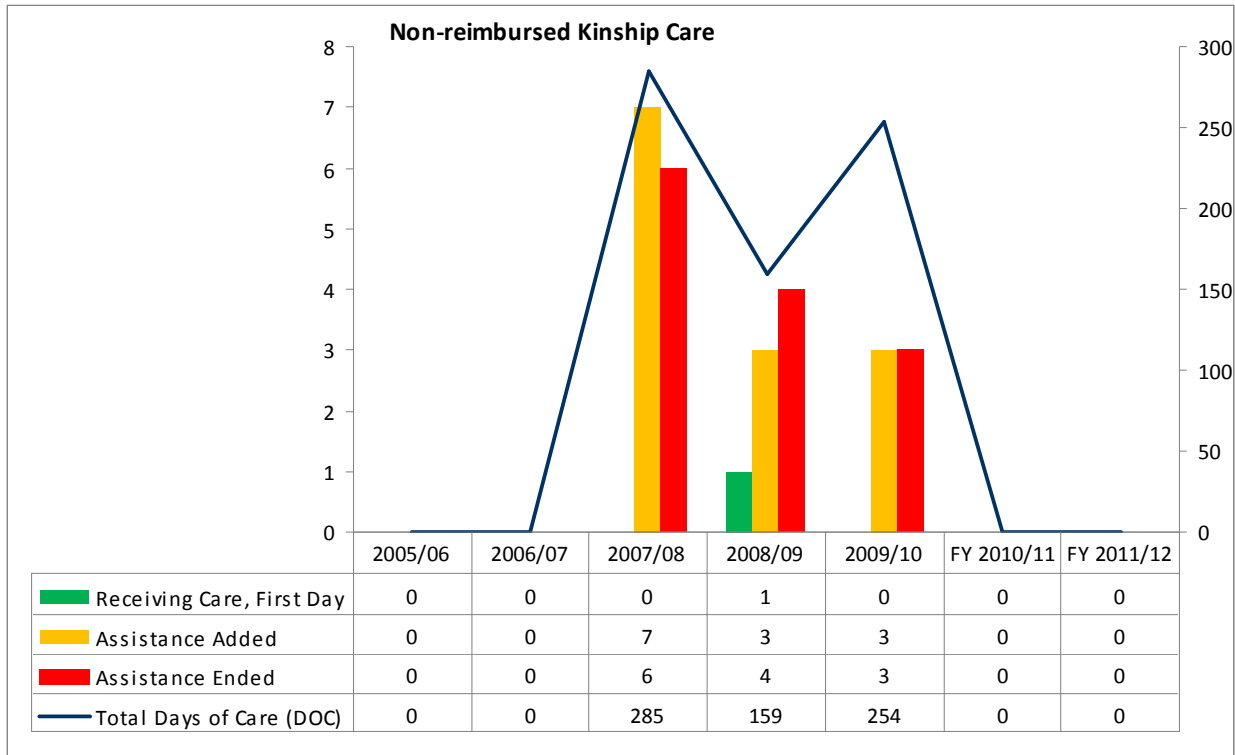


Northampton County CYF has reduced the number of children in placement significantly over the past five years. The availability of placement prevention and evidence-based services has helped families to keep their children at home. There are also numerous community-based services in Northampton County where families/children may access services that help to maintain family stability (Family Centers, community-based mental health services, temporary housing for homeless families, food banks, literacy programs, etc.).

NORTHAMPTON COUNTY

3-2d. Out-of-Home Placements: County Selected Indicator

- ❑ Insert charts related to out-of-home placements where trends are highlighted (Charts 6-13), and discuss the trend(s). Describe factors contributing to the trend. Discuss any important trends that may not be highlighted.

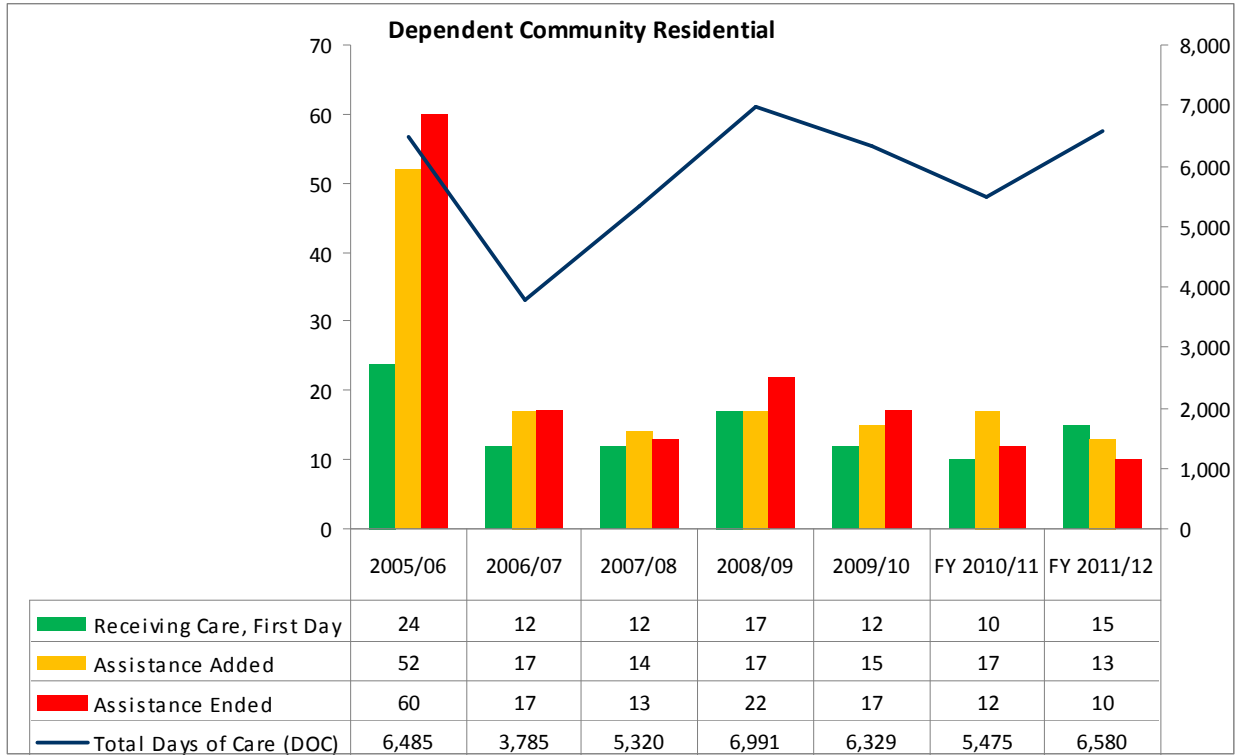


Northampton County CYF currently has no non-reimbursed kinship homes. The majority of families willing to care for kin are in need of financial assistance in order to care for another child(ren).

NORTHAMPTON COUNTY

3-2d. Out-of-Home Placements: County Selected Indicator

- Insert charts related to out-of-home placements where trends are highlighted (Charts 6-13), and discuss the trend(s). Describe factors contributing to the trend. Discuss any important trends that may not be highlighted.

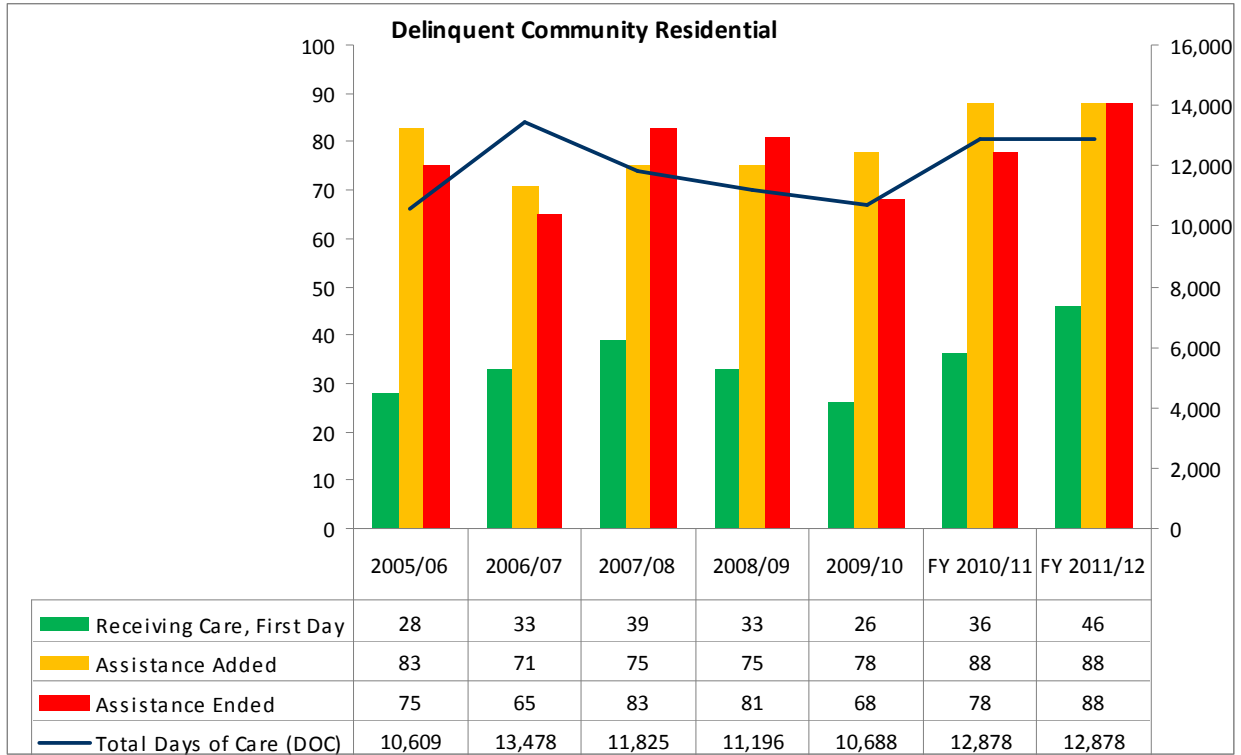


Northampton County CYF had been increasing its use of community-based residential services for children and youth, however, with fewer children in placement we expect days of care to decrease. We have been working with providers to develop group homes for children in need of out of home care, so they can remain in the community and attend public schools.

NORTHAMPTON COUNTY

3-2d. Out-of-Home Placements: County Selected Indicator

- Insert charts related to out-of-home placements where trends are highlighted (Charts 6-13), and discuss the trend(s). Describe factors contributing to the trend. Discuss any important trends that may not be highlighted.

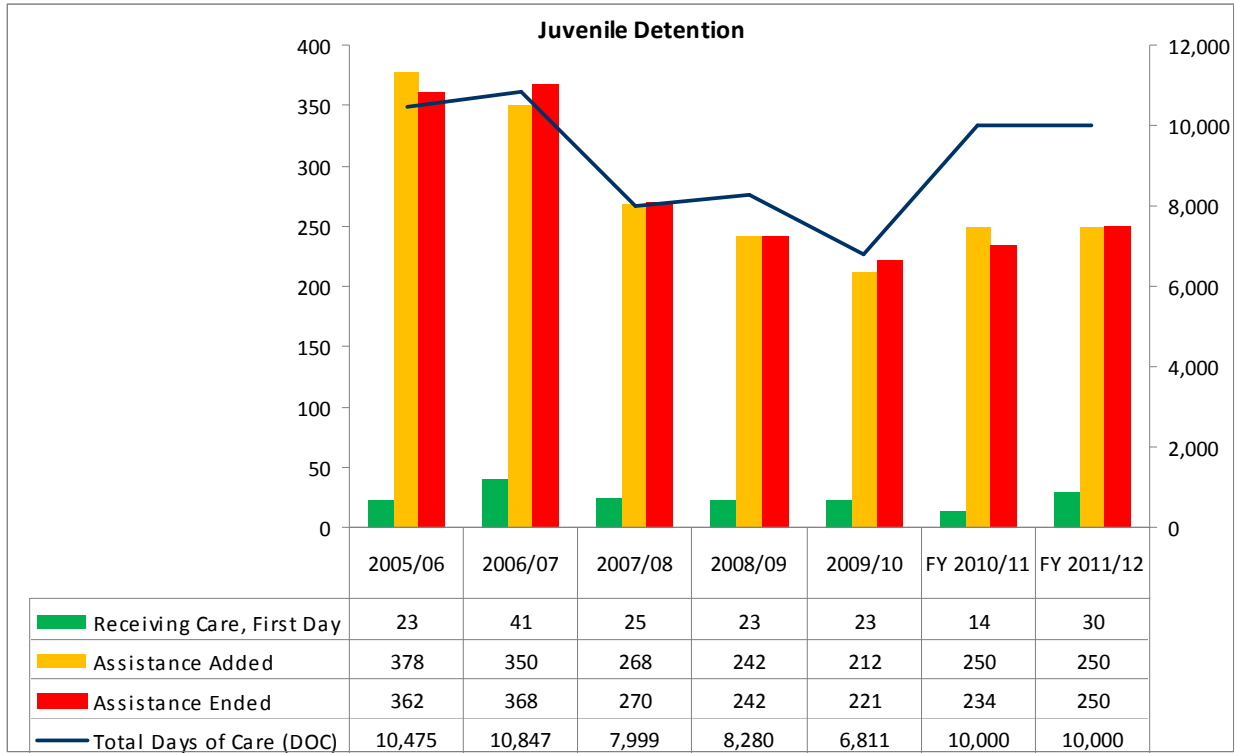


Placements in the Delinquent Community Residential category have shown a steady decrease since FY 06-07, as a result of efforts made to keep children out of placement through the use of In-Home services. An increase is expected for FY 10-11 due to the expansion of the Northampton County Treatment Center and a corresponding decrease in the Institutional Residential category.

NORTHAMPTON COUNTY

3-2d. Out-of-Home Placements: County Selected Indicator

- Insert charts related to out-of-home placements where trends are highlighted (Charts 6-13), and discuss the trend(s). Describe factors contributing to the trend. Discuss any important trends that may not be highlighted.

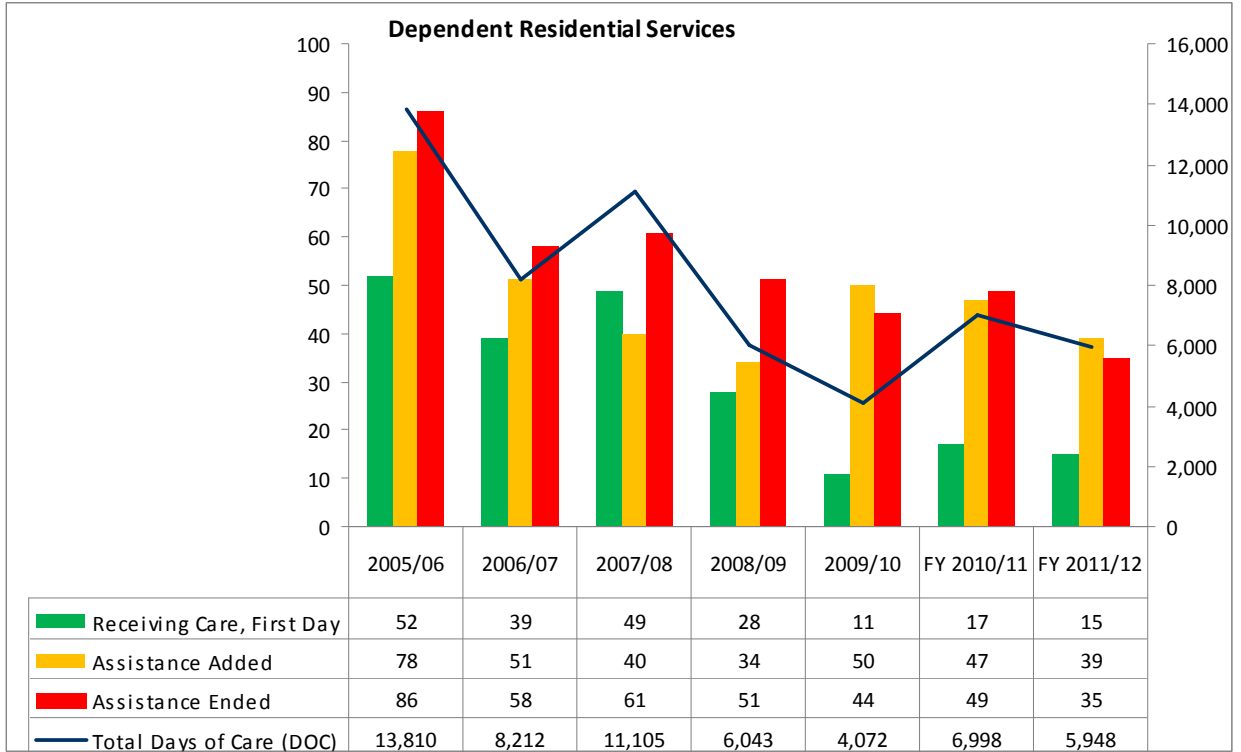


There was a sharp decrease in days of care and placements in Juvenile Detention beginning in FY06-07 due to a concerted effort to stay below the licensed capacity of Northampton County's detention facility. An increase is expected for FY 11-12 due to the expansion of the Northampton County Juvenile Detention center.

NORTHAMPTON COUNTY

3-2d. Out-of-Home Placements: County Selected Indicator

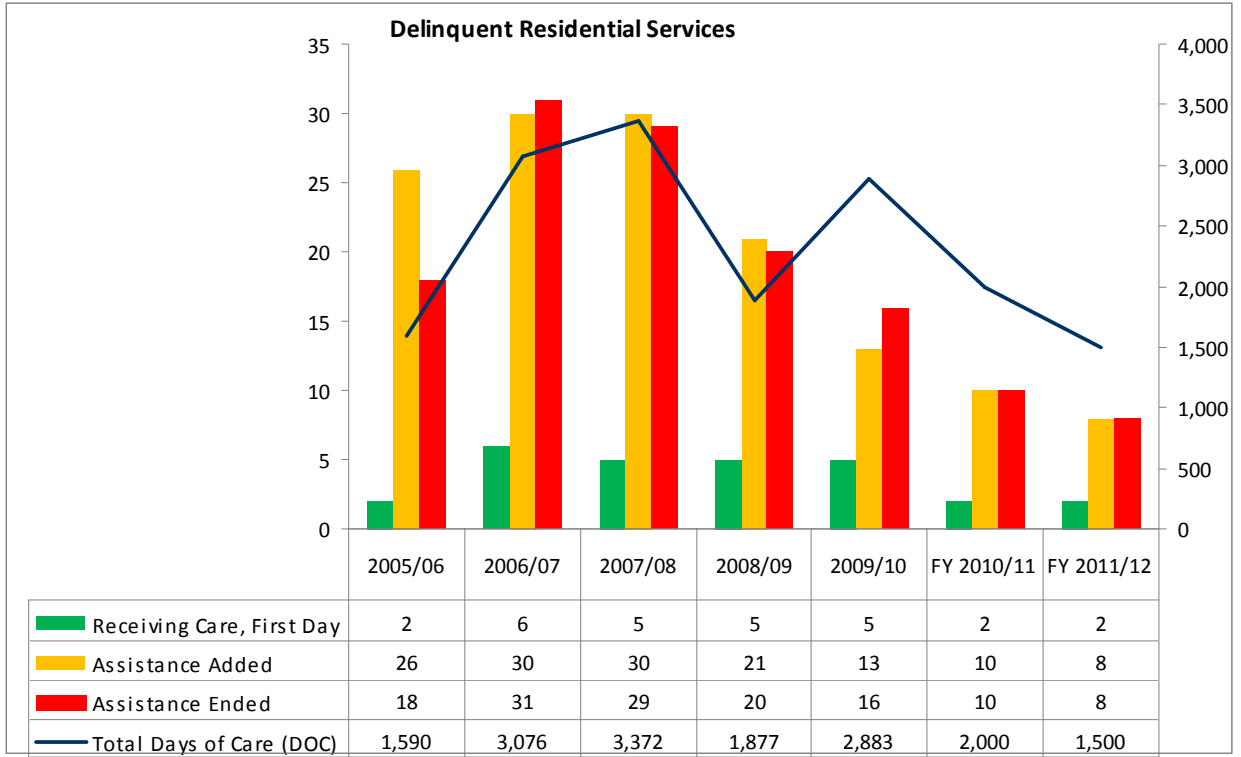
- Insert charts related to out-of-home placements where trends are highlighted (Charts 6-13), and discuss the trend(s). Describe factors contributing to the trend. Discuss any important trends that may not be highlighted.



County CYF has decreased its use of residential placements and has been working to increase the number of foster care and group home providers available to children and youth in need of out of home placement. We are participating in the National Governors Academy and have made further efforts to reduce the overall number of children in placement. Through the project we have targeted reducing the number of youths, 12-17 yrs. who come into placement. These youths are more likely to be placed in residential settings due to serious behavior and/or mental health issues. In FY2008-09, 53% of youths entering placement were between the ages of 12-17. In FY2009-10, 42% of youths entering placement were between the ages of 12-17.

NORTHAMPTON COUNTY

3-2d. Out-of-Home Placements: County Selected Indicator

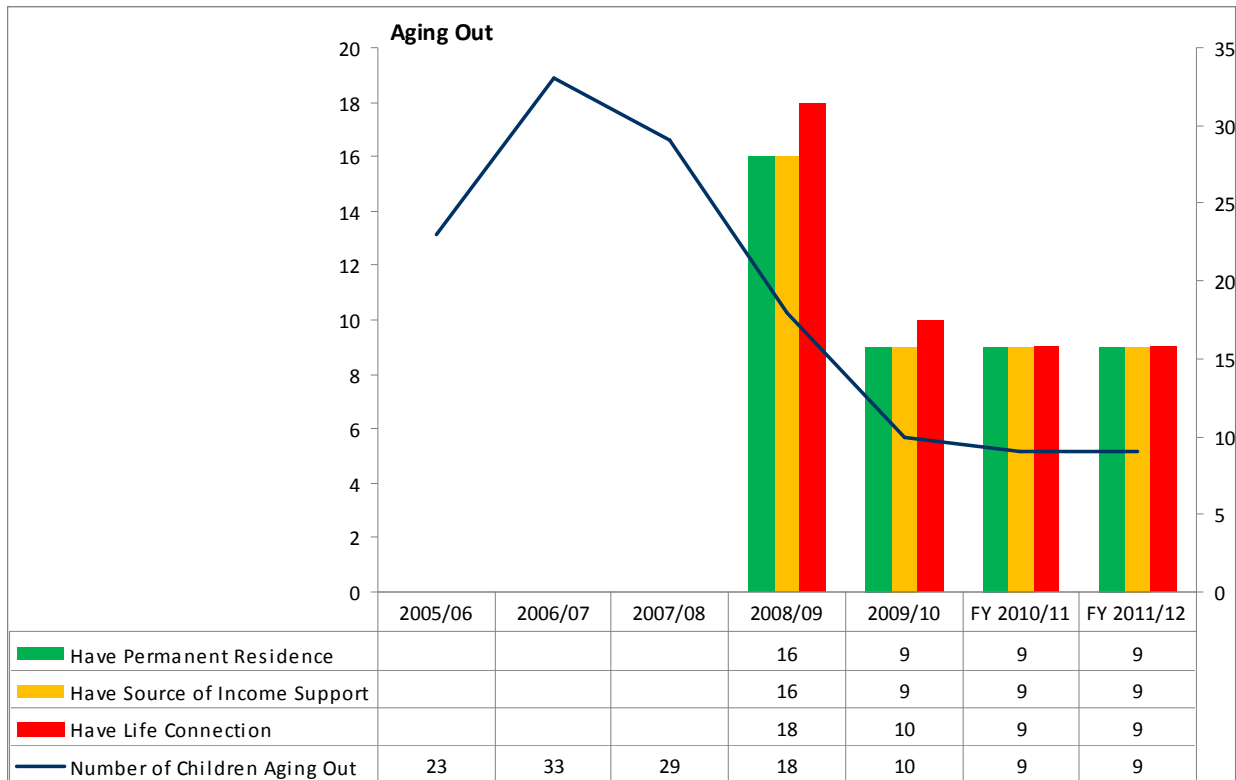


Placements in the Delinquent Community Residential category have shown a steady decrease since FY 06-07, as a result of efforts made to keep children out of placement through the use of in-home services and community-based residential programs.

NORTHAMPTON COUNTY

3-2e. Aging Out

- ❑ Insert the Aging Out Chart (Chart 14). If the county does not have sufficient data to analyze trends, describe how the county plans to track this data in the future.



The number of youths aging out of the child welfare system has decreased as the number of children and youth in placement has decreased. A 90-day transition plan is developed with each youth prior to discharge. Caseworkers assure that the child has a permanent residence, source of income/support and life connections. This data is collected annually for those youths exiting to adulthood.

NORTHAMPTON COUNTY

3-2f. General Indicators

- Insert the complete table from the *General Indicators* tab. No narrative is required in this section.

3-2: General Indicators								
Type in PURPLE boxes only (blue for Excel 2007 users)								
County Number:			Class			#N/A		
#N/A								
3-2a. Service Trends								
Indicator	FY 2005/06	FY 2006/07	FY 2007/08	FY 2008/09	FY 2009/10	Projected		2005-09
						FY 2010/11	FY 2011/12	% Change
Intake Investigations								
Children	2036	2497	3213	3883	3912	4029	4150	92.1%
Family	1677	1872	2283	2283	2323	2393	2465	38.5%
Ongoing Services								
Children	3348	3316	4060	4417	4467	4601	4739	33.4%
Family	2125	2320	2745	2308	2821	2906	2993	32.8%
Children Placed	460	442	421	424	412	408	404	-10.4%
JPO Services								
Total Children	478	488	436	396	348	400	400	-27.2%
Community Based Placement	109	106	118	118	109	120	120	0.0%
Institutional Placements	409	402	299	273	240	270	270	-41.3%
3-2b. Adoption Assistance								
Indicator	FY 2005/06	FY 2006/07	FY 2007/08	FY 2008/09	FY 2009/10	Projected		2005-09
						FY 2010/11	FY 2011/12	% Change
Adoption Assistance								
Receiving Care, First Day	280	285	267	263	262	266	270	-6.4%
Assistance Added	33	21	18	22	24	22	24	-27.3%
Assistance Ended	28	24	22	21	20	18	19	-28.6%
Total Days of Care (DOC)	88,432	85,255	95,712	94,893	95,630	96,586	97,552	8.1%
3-2c. SPLC								
Indicator	FY 2005/06	FY 2006/07	FY 2007/08	FY 2008/09	FY 2009/10	Projected		2005-09
						FY 2010/11	FY 2011/12	% Change
Subsidized Permanent Legal Custodianship								
Receiving Care, First Day	22	23	17	19	16	21	26	-27.3%
Assistance Added	4	1	6	4	8	9	5	100.0%
Assistance Ended	3	3	3	7	3	4	5	0.0%
Total Days of Care (DOC)	5,840	6,205	6,743	6,706	6,160	6,670	8,257	5.5%

NORTHAMPTON COUNTY

3-2d. Placement Data								
Indicator	FY 2005/06	FY 2006/07	FY 2007/08	FY 2008/09	FY 2009/10	Projected		2005-09 % Change
						FY 2010/11	FY 2011/12	
Traditional Foster Care (non-kinship)								
Receiving Care, First Day	119	131	148	136	102	107	104	-14.3%
Assistance Added	162	189	102	111	160	147	145	-1.2%
Assistance Ended	156	181	126	145	155	150	149	-0.6%
Total DOC	47,445	47,154	49,222	40,821	41,315	41,728	41,514	-12.9%
Reimbursed Kinship Care								
Receiving Care, First Day	58	25	28	43	45	47	53	-22.4%
Assistance Added	31	45	41	40	48	54	56	54.8%
Assistance Ended	61	42	35	38	46	48	41	-24.6%
Total Days of Care (DOC)	10,468	12,576	16,623	22,524	21,542	22,272	23,732	105.8%
Foster Family Care (Total of 2 above)								
Receiving Care, First Day	177	156	176	179	147	154	157	-16.9%
Assistance Added	193	234	143	151	208	201	201	7.8%
Assistance Ended	217	223	161	183	201	198	190	-7.4%
Total Days of Care (DOC)	57,913	59,730	65,845	63,345	62,857	64,000	65,246	8.5%
Non-reimbursed Kinship Care								
Receiving Care, First Day	0	0	0	1	0	0	0	#DIV/0!
Assistance Added	0	0	7	3	3	0	0	#DIV/0!
Assistance Ended	0	0	6	4	3	0	0	#DIV/0!
Total Days of Care (DOC)	0	0	285	159	254	0	0	#DIV/0!
Dependent Community Residential								
Receiving Care, First Day	24	12	12	17	12	10	15	-50.0%
Assistance Added	52	17	14	17	15	17	13	-71.2%
Assistance Ended	60	17	13	22	17	12	10	-71.7%
Total Days of Care (DOC)	6,485	3,785	5,320	6,991	6,329	5,475	6,580	-2.4%
Delinquent Community Residential								
Receiving Care, First Day	28	33	39	33	26	36	46	-7.1%
Assistance Added	83	71	75	75	78	88	88	-6.0%
Assistance Ended	75	65	83	81	68	78	88	-9.3%
Total Days of Care (DOC)	10,609	13,478	11,825	11,196	10,688	12,878	12,878	0.7%
Juvenile Detention								
Receiving Care, First Day	23	41	25	23	23	14	30	0.0%
Assistance Added	378	350	268	242	212	250	250	-43.9%
Assistance Ended	362	368	270	242	221	234	250	-39.0%
Total Days of Care (DOC)	10,475	10,847	7,999	8,280	6,811	10,000	10,000	-35.0%
Dependent Residential Services								
Receiving Care, First Day	52	39	49	28	11	17	15	-78.8%
Assistance Added	78	51	40	34	50	47	39	-35.9%
Assistance Ended	86	58	61	51	44	49	35	-48.8%
Total Days of Care (DOC)	13,810	8,212	11,105	6,043	4,072	6,998	5,948	-70.5%
Delinquent Residential Services								
Receiving Care, First Day	2	6	5	5	5	2	2	150.0%
Assistance Added	26	30	30	21	13	10	8	-50.0%
Assistance Ended	18	31	29	20	16	10	8	-11.1%
Total Days of Care (DOC)	1,590	3,076	3,372	1,877	2,883	2,000	1,500	81.3%
3-2e. Aging Out Data								
Indicator	FY 2005/06	FY 2006/07	FY 2007/08	FY 2008/09	FY 2009/10	Projected		2005-09 % Change
						FY 2010/11	FY 2011/12	
Aging Out								
Number of Children Aging Out	23	33	29	18	10	9	9	-56.5%
Have Permanent Residence				16	9	9	9	#DIV/0!
Have Source of Income Support				16	9	9	9	#DIV/0!
Have Life Connection				18	10	9	9	#DIV/0!

Section 4: County Programs & Services

4-1: Children/Families not Accepted for Service

- How does the county determine a child/family is not accepted for service?

In Northampton County, the majority of referrals are received by Information Referral and Emergency Services (IRES) a Department of Human Services Division that receives referrals for Children and Youth, Mental Health, Early Intervention, Developmental Programs, Drug and Alcohol and Aging. IRES also provides 24 hour emergency services and oversees the Integrated Children's Services Unit. Children and Youth referrals are also received via the Caseworkers Based in Schools staff who are out-stationed in four (4) school districts throughout the county.

IRES and Caseworkers Based in Schools staff gather all available information from the referral source and research existing agency records to determine the validity and seriousness of the referral, make preliminary assessment of safety and risk factors and make a recommendation regarding the need for agency involvement. All cases referred receive supervisory review focused on safety and risk screening and assignment of response time as appropriate.

Referrals that involve allegations regarding children under five (5) years of age, domestic violence, Court and JPO-referred cases, high risk child safety situations, and ChildLine mandated referrals are at all times accepted for service. IRES staff, along with all CYF staff, have been trained in The Safety Assessment and Management Process in order to effectively gather and analyze necessary information, identify the existence of present and impending safety threats and protective capacities.

Referrals that have no substantive allegation of child abuse, neglect, safety or dependency issues are generally not accepted for service. All referrals, both accepted for service or not, receive supervisory review. Custody disputes referred by the adversarial parties that are without substantive allegations are generally not accepted for service and referred to appropriate community supportive services/resources.

Northampton County families have available a variety of preventative community services. The agency supports and collaborates with Family Centers throughout the county and several homeless, youth, and domestic violence shelters. Truancy referrals are diverted for Truancy Intervention Services, a collaboration of schools, intermediate unit and District Judges which will be expanding as part of our promising practices through the National Governor's Academy Initiative. Other Children and Youth diversionary resources include Family Intervention Services, Nurse Family Partnership, Unconditional Child Care and Crime Victims' Support Services.

The community also has available "Project Child," a child abuse prevention coalition in the Lehigh Valley. The coalition offers a parent hotline, parenting education and support groups, and publication of parenting education and support information. The coalition serves to prevent child abuse and neglect and promote positive practices.

NORTHAMPTON COUNTY

➤ 4-2: New/Enhanced Programs

- ❑ Briefly explain requests for funding of new programs or enhancements to existing programs. The explanation must include why the county is seeking funding for the new/enhanced program and how it relates to needs identified in the county.

Requests for expansion of funds for evidence-based services are detailed in Section 6-3a.

- ❑ In the specific budget adjustment forms for new initiatives or services, identify cost savings and reduced rates, and provide evidence that the new program is less expensive or more effective than the current service.

- ❑ For enhanced programs, describe how the program is effective.

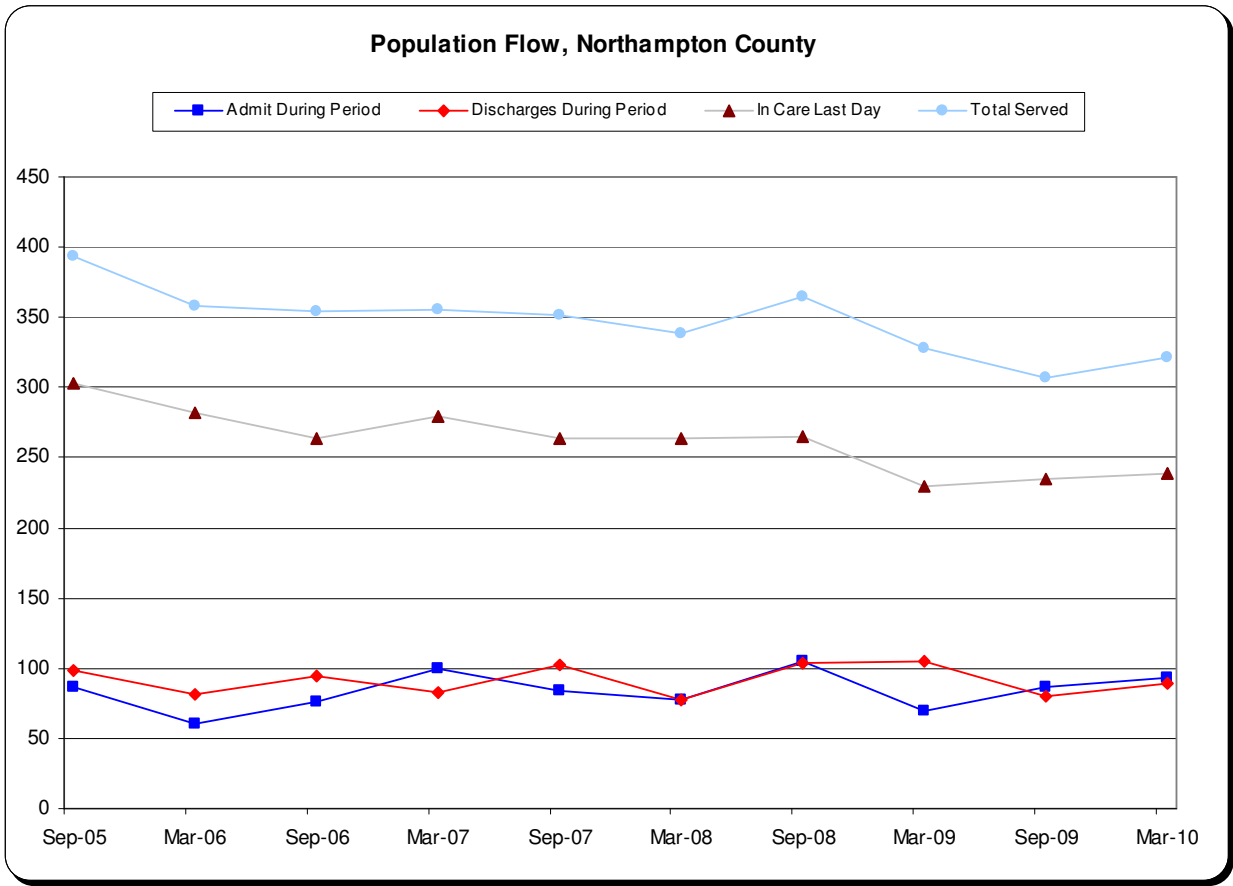
- ❑ For enhanced programs, discuss the expected level of program improvement, and describe how the program will reduce costs or the rate of future cost increases.

NORTHAMPTON COUNTY

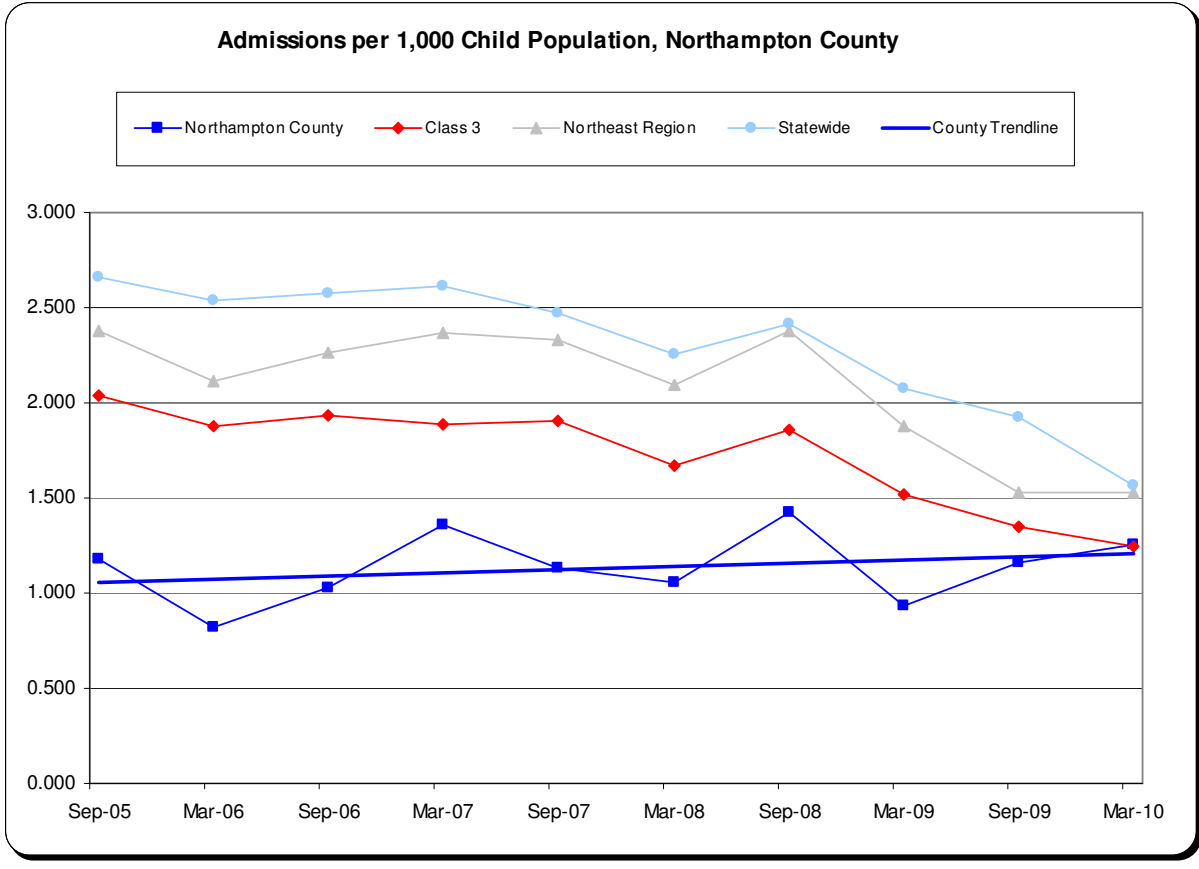
Section 5: Outcome Indicators

5-1a. Foster Care Population Flow (See HZA Data Package)

On the following pages, paste up to three charts from the HZA data. Each chart should be pasted on a separate page.



NORTHAMPTON COUNTY



NORTHAMPTON COUNTY

- ❑ Is the overall trend in the number of children being served or in care in the county different than that in the state as a whole? In counties of the same class?

The number of children admitted into care between FFY2007-08 (183) and FFY2008-09 (155) decreased by 28 children. In the first reporting period of FFY2009-10, 93 children were admitted into care. The number of children discharged between FFY2007-08 (182) and FFY2008-09 (185) increased by 3 children. Northampton County has seen a decrease in the number of children entering placement over the past two years which is consistent with the other counties in the Northeast Region, other 3rd class counties and the state. There were 239 children and youth in placement as of the reporting period ending 3/31/10.

- ❑ Please describe what demographic factors, if any, have contributed to changes in the number of children being served or in care.

Although the population in Northampton County has been increasing over the past several decades due to a strong migration of people from New Jersey and New York City into the area, Northampton County CYF has been able to provide services, in the community and through purchase of service, that have been successful in decreasing the number of children in placement over the past five years (393 children served in placement during the period ending 9/30/05; 239 children served in placement during the reporting period ending 3/31/10. Population projections suggest a continued increase in net migration into the county through 2030. (see demographics). The increase in population and current economic conditions has resulted in an increase in the number of children and families referred to the agency since 2005.

Over the past five years, the number of children served per 1,000 in Northampton County has been consistently lower than among other 3rd class counties, the Northeast Region and the state as a whole.

The number of admissions per 1000 children (1.259) in the reporting period ending 3/31/10 was consistent with other counties in the Northeast Region (1.242) and lower than other 3rd class counties and the state as a whole. This trend has been consistent over the past five years.

- ❑ Please describe what changes in agency priorities or programs, if any, have contributed to changes in the number of children served or in care and/or the rate at which children are discharged from care.

Family Centers and other community-based resources (i.e., emergency shelters for homeless families, the Fund to Benefit Children and Youth, Nurse Family Partnership Program, community schools, mental health respite care, etc.) help prevent families/children from entering the child welfare system.

Agency reliance on services to children in their own homes: family preservation, Visiting Nurse Advocacy for the County, Functional Family Therapy, Multi-systemic Therapy, Family Group Decision Making, Family Finding, Family Focused Solution-Based Services, Provider 50 are provided at the front end to ensure early use of appropriate services. In FY2009-10, 87% of children served were served in their own homes.

NORTHAMPTON COUNTY

Monthly and quarterly Quality Assurance reviews of families/children receiving services are conducted to assure that services are delivered as planned and result in positive outcomes. Services are continued, changed to a lower level of care or terminated at the review to assure that the family is progressing and that goals are being achieved.

Reducing the number of children and youth in placement is an ongoing goal and we have targeted youth in the 12 -17 year age range as part of the Governor's Academy. We have identified youth, reviewed cases and planned for the discharge/step-down of many of them throughout the two year project. We also plan to bring at least ten (10) youth out of residential placement through implementation of a "Promising Practice" with JusticeWorks which was funded for FY 2009 -10.

We also plan to continue to address truancy, which is a contributing factor to children in the NGA targeted population coming into placement, in FY2010-11. An Alternative to Truancy Program which had been in the pilot stage during FY2009-10 was funded through the FY2010-11 Needs Based Budget. We will fund this program and focus on preventing placement of adolescents through a proactive approach involving school districts, district magistrates, child welfare and juvenile probation.

- Are there any demographic shifts which impact the proportions of children in care (for example, are younger children making up a larger proportion of admissions than in years past)?

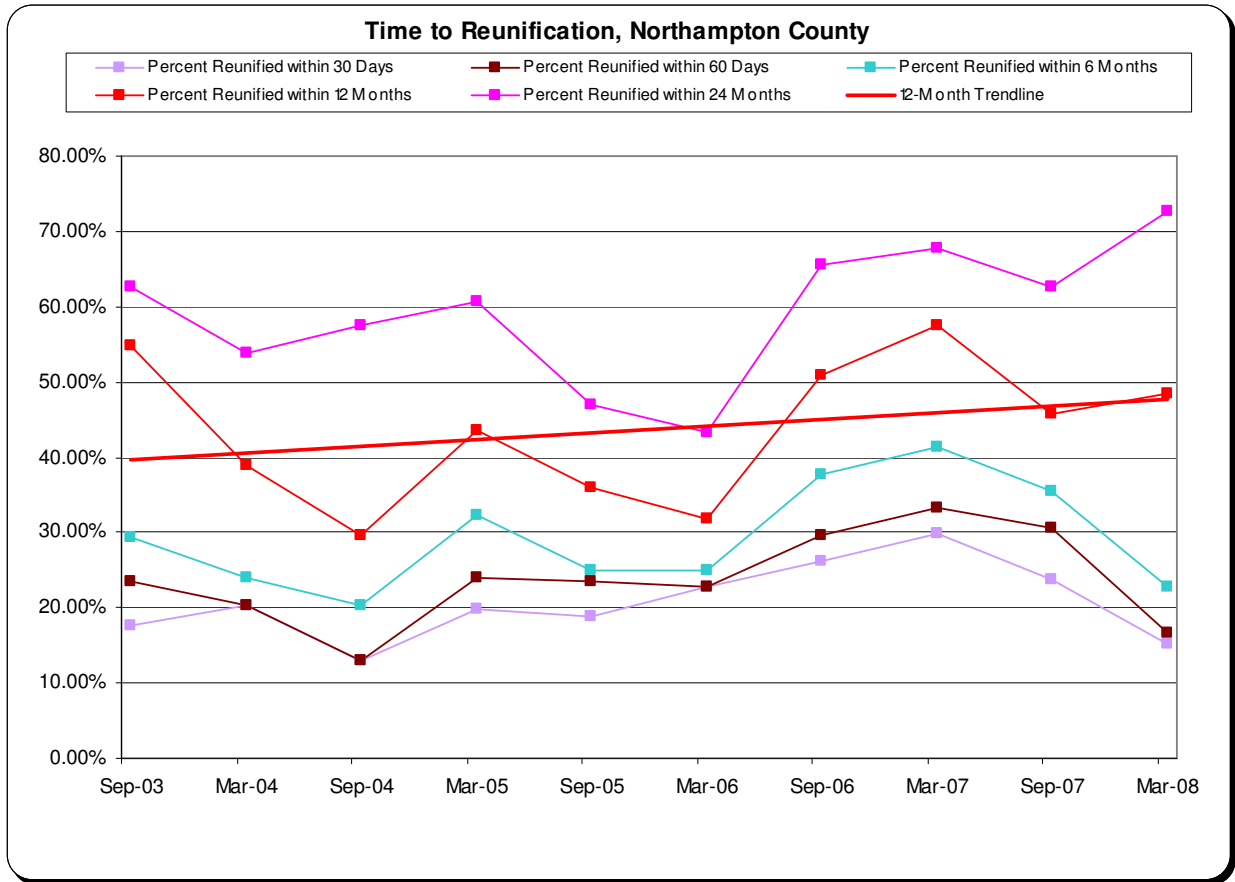
Historically, the majority of children entering placement have been those between the ages of 12 -17; 78 of 146 (53%) children who entered placement during FY2008-09 were between the ages of 12 -17. The majority of those children entered because of behavior problems and parents' inability to cope. These youth exhibit behaviors such as truancy, running away, drug and/or alcohol abuse, mental health issues (ADHD, conduct disorders, bi-polar disorder, explosive personality disorder, etc.). Children 12-17 are the target population for the National Governor's Academy Project which began in November, 2008. We have been reducing our overall placement numbers since that time and have reduced the number of children in the target population entering placement during FY2009-10 to 65 of 153 (42%).

- How has the county adjusted staff ratios and/or resource allocations (both financial and staffing, including vacancies, hiring, turnover, etc.) in response to a change in the foster care population? Is the county's current resource allocation appropriate to address projected needs?

Northampton County CYF has been able to reduce the number of children in placement (274 - CYF and JPO) and increase the use of services to children in their own homes (87%) in FY2009-10. Caseworkers in placement units absorb GPS cases when the foster population declines. The number of children served continues to increase annually, requiring staff to assess and serve families.

NORTHAMPTON COUNTY

5-1b. Reunification Survival Analysis (See HZA Data Package)



- Is the county's performance in each measure improving or declining over time? Please describe briefly any significant trends in the data. What policies or practices explain the trends?

Northampton County has been improving the percentage of children reunified with 12 months of placement since FFY2005-06. During the reporting period ending 3/31/07, 57.47% of children entering placement for the first time were reunified with 12 months. During the most recent reporting period, ending 3/31/08, 48.48% of children entering placement for the first time were reunified within 12 months. We attribute improvement to the steady utilization of HealthChoices/Magellen treatment services. Additionally, the agency conducts annual Administrative Reviews of all placement cases (in 2009 and 2010, this was a more selective review for NGA Plan purposes) to assure proper planning and services and assure/eliminate any duplication of services. The agency, while under budgetary constraints, has limited contracted services to one (1) service per family, in the majority of cases. The Agency expects continued improvement in performance with our participation in the National Governor's Academy Initiative and the Permanency Practice Initiative. We are comparatively similar to other 3rd class counties, the Northeast Region and the state in all the measures for time to reunification.

NORTHAMPTON COUNTY

- If there are fewer reunifications within 12 months of the child's removal, what is happening to those children? Are they returning home later or eventually being discharged in some other way?

During the reporting period ending 3/31/07, 57.47% of children entering placement for the first time were reunified with 12 months. During the most recent reporting period, ending 3/31/08, 48.48% of children entering placement for the first time were reunified within 12 months. Northampton County has improved the percentage of children who are reunified within 12 months of placement over the past five (5) years with the reporting period ending 3/1/07 (57.47%) showing the greatest percentage of children reunified.

Are children being reunified more quickly, or more slowly, than in past years? Does the timeliness of the reunifications reflect the changing needs of families in the county? Among children reunified in less than 30 days, were the services provided sufficiently to alleviate the concerns that led to the child's removal? What services could have prevented removal of children who were reunified within 30 days?

More children in Northampton County are being reunified with their families within twelve (12) months of placement since FFY2005. Manageable caseloads, increased caseworker retention and availability of a broad continuum of effective in-home service providers combine to avert need for removal or allow for timely reunifications. An analysis of the children reunified in less than 30 days for the period October 2006 to March 2008, revealed that services were provided sufficiently to alleviate the concerns that led to the children's removal. Significant drivers identified as part of the NGA Plan were truancy and ungovernable behavior with the adolescent population who were removed and then reunited within 30-days. The agency has convened a Truancy Intervention Work Group comprised of agency, school district, Intermediate Unit and JPO staff as part of the National Governor's Academy plan to rekindle and expand continuums of both diversionary and intervention services to address truancy. This work group developed a Truancy Intervention Program which was in pilot status during the 2009-10 school year. This program was funded as Alternatives to Truancy program through the Special Grants portion of the 2010-11 Needs-Based Budget. A program aimed at reducing the length of time in placement for adolescents was also funded as a Promising Practice during FY 2009-10. The program aims to alleviate and prevent truancy through family engagement and to reduce the number of youth in placement. Ungovernable behavior of adolescents in many family situations appears related to the prevalence of numerous gangs in the area. Children as young as ages 10 and 11 years old are courted and/or recruited for gang-related activities and membership. In some families, parental and household involvement in gang activity is suspected. The agency will be continuing to collaborate with Northampton County's Sheriff Department, local law enforcement, Juvenile Probation and the Route 222 Gang Task Force to develop strategies to thwart gang involvement. Gang-involved youth, whose circumstances require placement and are without family resources, may benefit from Multi-Dimensional Treatment Foster Care. NC JPO initially developed this resource locally through a PCCD grant. Both JPO and CYF involved youth have been placed in this foster care program during FY2009-10.

To further assess service provider outcomes, the agency's Quality Assurance staff have partnered with an Advisory Board Select Committee to review provider outcomes and recommend preferred provider contracts.

- How does the county's data compare to other counties of the same county class size? To the statewide data?

NORTHAMPTON COUNTY

Based on Reunification Data for the reporting period ending 3/31/08, Northampton County's percentage of children returned home within 30 days (15.15%) is greater than other 3rd class counties, other counties in the Northeast Region and very close to the state (15.04%). For the same reporting period the percentage of youth reunified within one (1) year (48.48%) is greater than other 3rd class counties, other counties in the Northeast Region and very close to the state (49.15%).

- If the county's performance exceeds comparable county and/or statewide performance, what policies or practices does the county believe have contributed to this result? What actions is the county taking to maintain or improve its performance?

In 2005, Northampton County began development of a Legal Unit to better represent the agency in pursuit of more timely outcomes for children and their families. This had been a recommendation from the PA Court Improvement Project with the American Bar Association. As of 2007, full staffing of the Legal Unit was achieved with a full-time Managing Attorney, one (1) full-time and two (2) part-time attorneys and paralegal and clerical support staff. Through the Legal Unit and the Children's Roundtable, greater emphasis has been directed to location of absent parents and relative resources and three (3) month status conferences were initiated in March, 2009. With the assistance of the Child Welfare Training Center, all agency staff was trained in Concurrent Planning and improving permanency outcomes. As a result of the aforementioned policy and practices, the agency has seen kinship resources steadily increase and in some instances, averted the need for placement.

The County was selected as a Phase I County in the Permanency Practice Initiative and has begun use of Family Finding (Accurint/Lexis~Nexis) and has already seen performance improvement in location of fathers and other relative resources to participate in Family Group Decision Making. These efforts have successfully averted the need for placement or provided kinship resources for placement.

If the county's performance lags behind comparable county and/or statewide performance, what factors does the county believe have contributed to this result? What actions is the county taking to improve its performance?

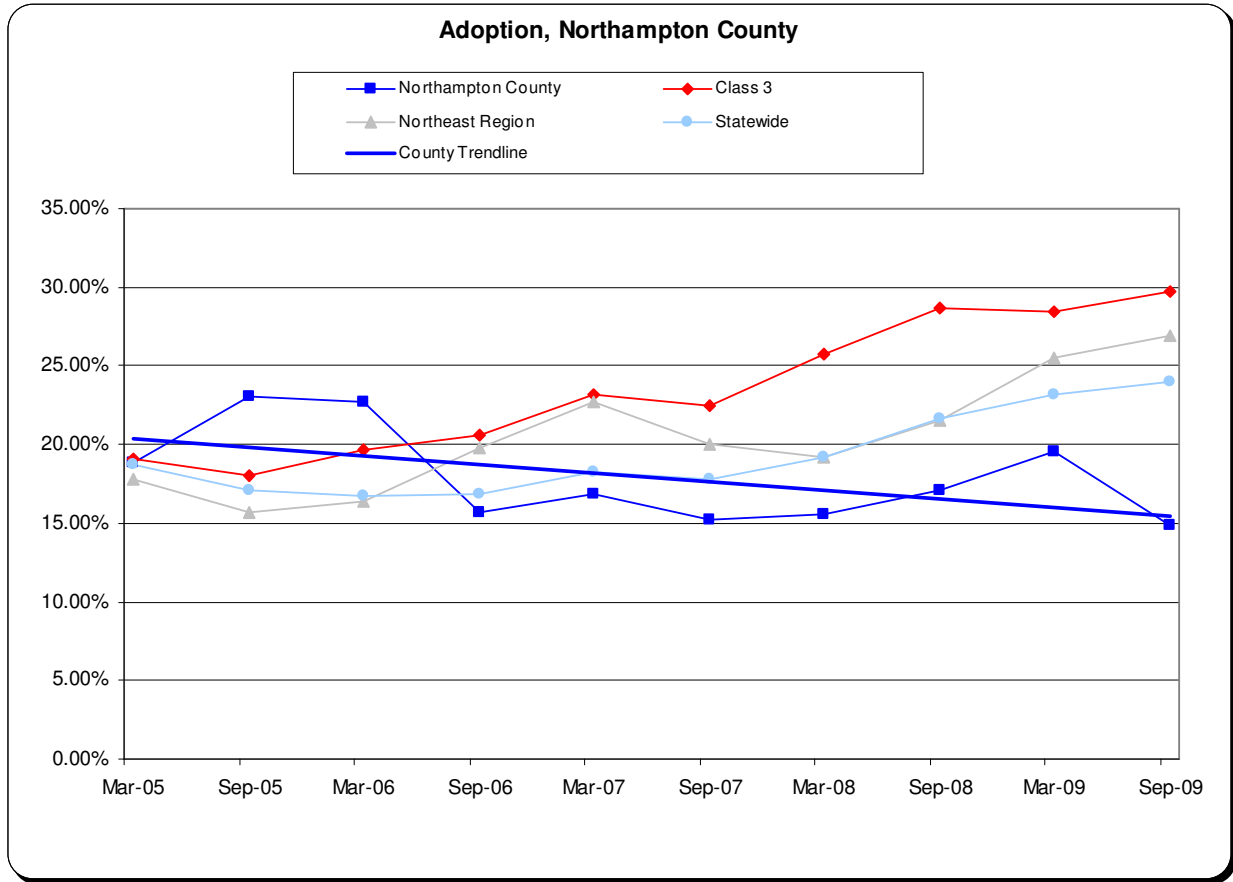
N/A

- Are there certain populations which are disproportionately represented in this measure? What actions is the county taking to address that population's needs?

From analysis of the Reunification Data and National Governor's Academy (NGA) supporting data, adolescent population, ages 12-17 were identified as entering placement disproportionately. The aforementioned Truancy Intervention Work Group is addressing this issue as well as NGA quarterly case reviews of children, ages 12-17, who are in placement. Increased use of Family Finding, Family Group Decision Making and reliance on evidence based services will be promoted within the agency with special emphasis on use of these strategies within Intake Services. The agency has expanded its Caseworkers Based in Schools Initiative to now include four (4) school districts where agency caseworkers are out-stationed in select middle schools.

NORTHAMPTON COUNTY

5-1c. Adoption Rate, 17 Months (See HZA Data Package)



- ❑ Is the county's performance in each measure improving or declining over time? Please describe briefly any significant trends in the data. What policies or practices explain the trends?

During the first six (6) months of FFY2008-09, 19.6% of children in care 17 months or longer were adopted. During the second six (6) months of FFY2008-09, 14.8% of children in care 17 months or longer were adopted. Other 3rd class counties, other counties in the Northeast Region and the state achieve a greater percentage of adoptions for this measure.

- ❑ Do current policies of the agency or courts serve to effect the timeliness of adoptions? Do the delays tend to occur between removal and TPR, between TPR and pre-adoptive placement, or between pre-adoptive placement and finalization?

Northampton County CYF and the court are making efforts to improve time to adoption for the children and youth we serve by participating in the Permanency Practice Initiative (3 month status conferences have been implemented since 4/09). Staff have been trained in Family Finding and the Lexis/Nexis system is available to search for family members who might be resources for children. Reviews for children in placement eight months, chaired by the Quality Assurance Specialist are held monthly. Two (2) supervisors from the Permanency Units, the caseworker and his/her supervisor and an agency attorney review

NORTHAMPTON COUNTY

the case to determine if it should move to termination of parental rights and adoption. If so, the case is transferred to one of the permanency units and a petition for termination of parental rights is prepared and filed. A **Moving To Permanency Committee** was formed to allow for on-going discussion related to policies, practices and coordination among the permanency and legal units to advance permanency. This committee meets monthly.

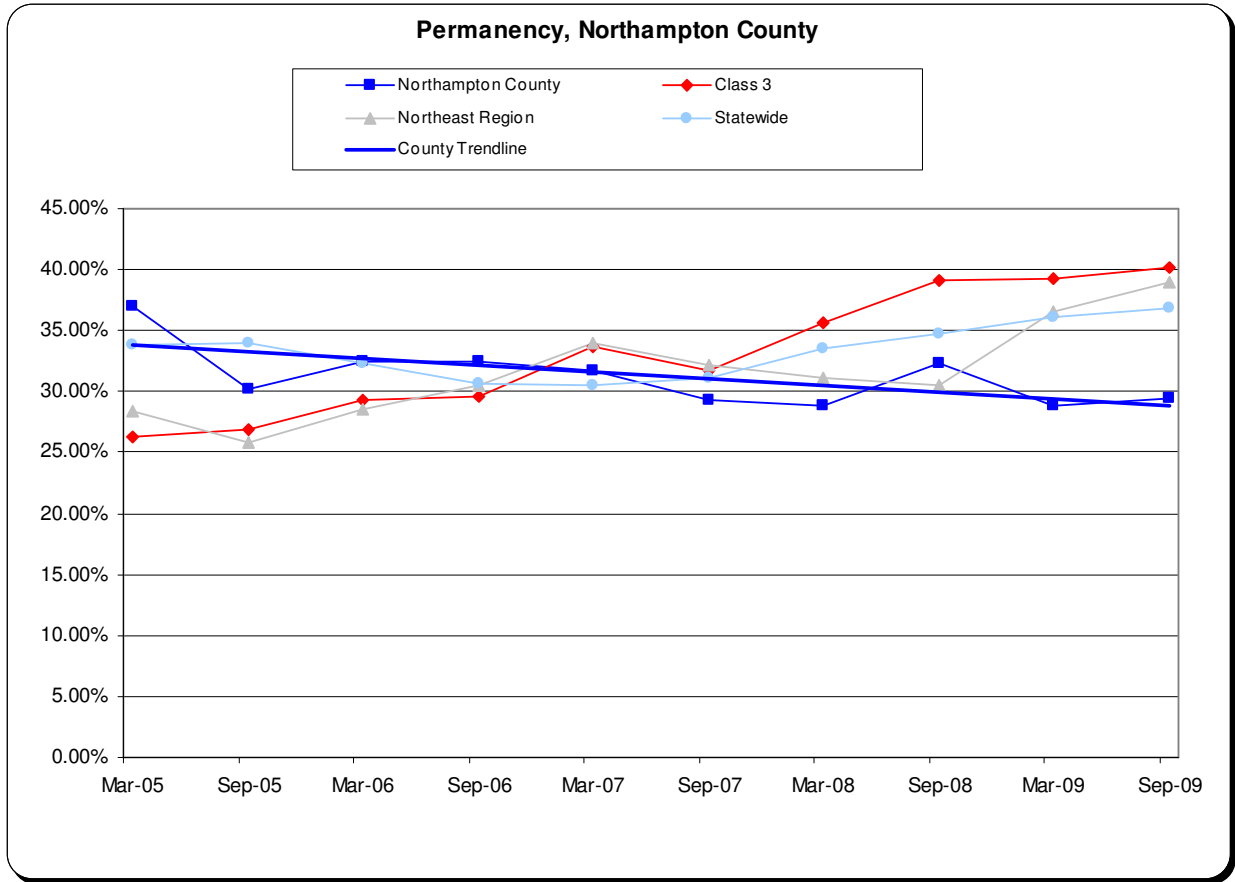
Delays filing a petition to terminate parental rights between placement and TPR occur when parents begin to make progress resolving issues which led to dependency and are unable to maintain housing, sobriety, and/or mental health treatment. Every effort is made by the agency and the court to reunify a child with his/her family. Identifying, locating and serving notice of the hearing when there are multiple fathers of sibling groups may lead to delays. Adoptive placements for children/youth with serious mental health/developmental disabilities issues may be difficult to find after parental rights have been terminated. Adoptive placement disruptions occur when children who have serious mental health issues require hospitalization and residential treatment requiring a search for another adoptive home. Foster parent adoptions cannot be finalized due to health problems of the foster parent(s), divorce or some other life circumstance which causes them to change their minds. Once a child is legally free, CYF is able to finalize most adoptions within 12 months. This is because the majority of the children were in their adoptive homes prior to TPR.

- ❑ Which group of children represent the largest proportion/share of children for whom performance is below the national standard? What actions is the county taking to address that population's needs?

All age groups are affected by the above delays when TPR is the goal, however, not all children in placement have TPR and adoption as their goal. Permanency is achieved for some children through subsidized permanent legal custodianship. Delays frequently occur when an identified family resource resides out-of-state. The Interstate Compact process is often lengthy before approval can be obtained to place a child with relatives. The agency has put a strong emphasis on Concurrent Planning for children in placement. All staff and supervisors have attended training provided by CWCBTP (Jan., Feb., 2008) to review the practice and assure that concurrent planning is occurring at all times. We are participating in the Permanency Practice Initiative (3 month status conferences, Family Finding, 3-5-7 Model) and hold Children's Roundtable Meetings with representatives from the court bi-monthly. The court is very willing to consider and implement strategies to improve time to permanency for children. All children with a goal of adoption or APPLA are referred to SWAN for permanency services.

NORTHAMPTON COUNTY

5-1d. Permanency, 24 Months
(See HZA Data Package)



- Is the county’s performance in each measure improving or declining over time? Please describe briefly any significant trends in the data. What policies or practices explain the trends?

During the first 6 months of FFY2009-10, 28.9% of children in care 24 months or longer were adopted. During the second 6 months of FFY2009-10, 29.4% of children in care 24 months or longer were adopted. This percentage is consistent with other 3rd class counties, the Northeast Region and the state.

- Which group of children represent the largest proportion/share of children in care more than 24 months? What are the most frequent permanency goals for these children? What are the most frequent actual discharge destinations for these children?

The majority of children in care more than 24 months are adolescents (ages 12 -17) who are admitted due to behavior problems (mental health issues, drug and/or alcohol abuse, runaway behavior and truancy). This is consistent with data collected for the NGA project. The most common permanency goals are reunification and emancipation. Several of these youth have recently been adopted. We continue to search for adoptive homes for the older adolescents who have severe MH issues and/or developmental disabilities. Some of them have been in several adoptive placements which were

NORTHAMPTON COUNTY

unsuccessful. Some are in facilities or foster homes, approved by the Office of Developmental Disabilities, where they will be able to continue to live after turning 21. There are several youth residing with relatives who will not adopt or become legal custodians, but will keep the child as long as there is agency involvement

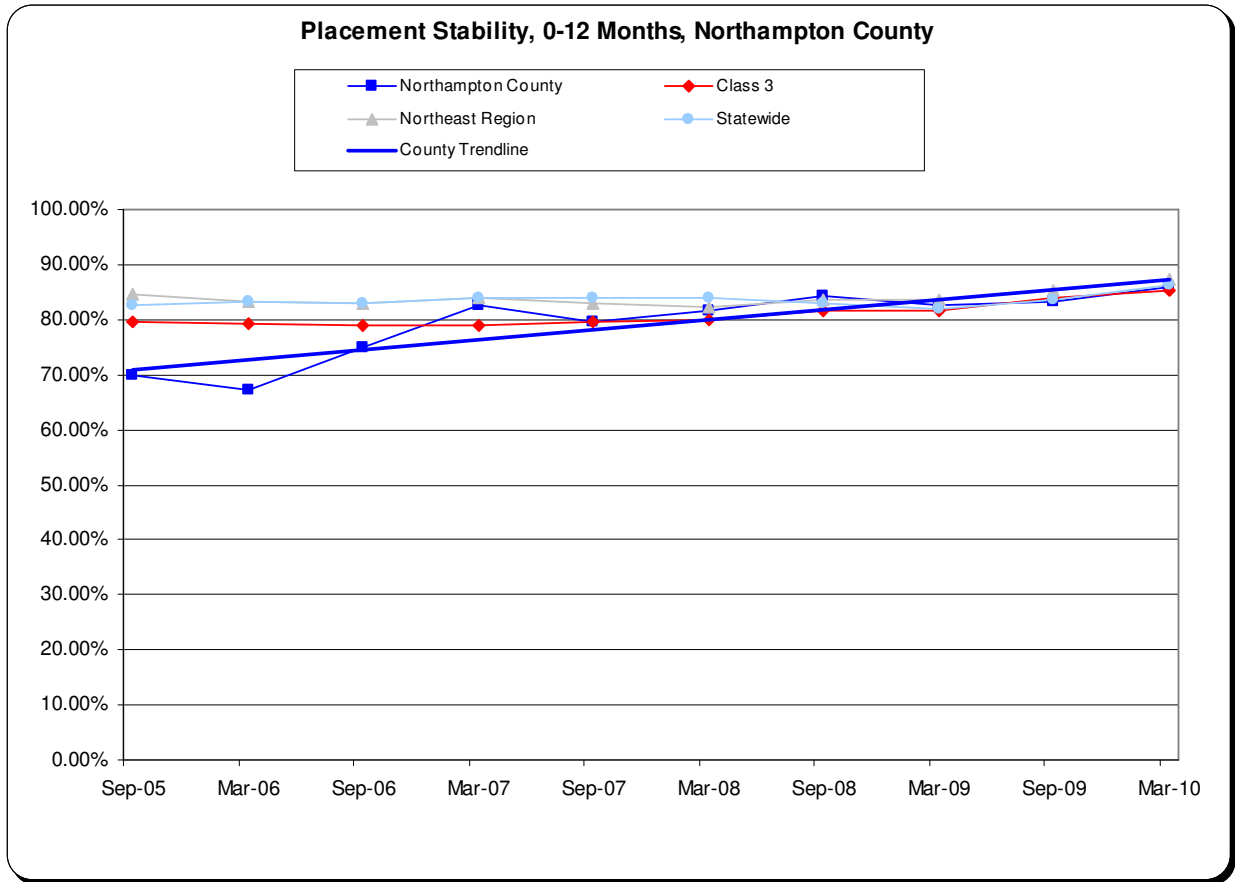
- What steps is the county taking to achieve permanency for these children? What are the barriers to achieving permanency?

Northampton County is taking the following steps to achieve permanency for these Children:

- 1) Participation in the Permanency Practice Initiative (3 month status conferences, Family Finding, 3-5-7 Model) permanency for children. Since 3 month status conferences began in March, 2009, the court vacated dependency on six (6) children and returned six (6) children home at the status conference.
- 2) The agency continues to practice concurrent planning for all children and families.
- 3) Family Finding is used to identify relatives who may be placement resources children.
- 4) Referrals for SWAN services, (i.e., child specific recruitment and child preparation) are used to identify and/or prepare children for the adoption process.
- 5) A **Moving To Permanency Committee** was formed to allow for on-going discussion related to policies, practices and coordination among the permanency and legal units to advance permanency. This committee meets monthly.

NORTHAMPTON COUNTY

5-2a. Placement Stability, Less than 12 Months (CFSR Measure 4.1)
 (See HZA Data Package)



- Is the county's performance in each measure improving or declining over time? Please describe briefly any significant trends in the data. What policies or practices explain the trends?

Northampton County's performance on this measure dropped in late 2006/early 2007 and has been steadily improving since. During the reporting period ending 9/30/09, 83.21% of children in placement less than 12 months experienced no more than two placements. During the reporting period ending 3/31/10, 85.9% of children in placement less than one (1) year experienced no more than two placements. Factors that affect stability are separation of siblings during urgency of initial placement, then moving siblings together in a placement when one is found (siblings may be divided among several foster homes), temporary foster care while out-of-state relatives are studied through the Interstate Compact and multiple foster placements for children stepping down after an MH placement, but still presenting challenging behaviors. Keeping siblings together and with relatives whenever possible sometimes results in multiple placements.

NORTHAMPTON COUNTY

- ❑ How does the county's data compare to other counties of the same size? To the statewide data?

The county's data is reflective of the region and state, and slightly better than other 3rd class counties since the reporting period ending 3/31/08 and forward through the latest reporting period. 85.9% of children in placement less than one (1) year experienced no more than two (2) placement settings for the period ending 3/31/10.

- ❑ If the county's performance exceeds comparable county and/or statewide performance, what policies or practices does the county believe have contributed to this result? What actions is the county taking to maintain or improve its performance?

The county's performance is consistent with state and regional data and slightly better than other 3rd class counties. This can most likely attributed to the Agency consistently seeking potential kinship resources, and the desire to keep sibling groups together whenever possible. As part of the NGA project and in response to the Fostering Connections to Success and Increasing Adoptions Act of 2008, CYF makes efforts to identify relative resources earlier (prior to non-emergency placements, and uses family finding for those families who are unwilling to name relatives initially). The agency uses multiple SWAN providers to help conduct kinship home-studies and provide training for initial approval of homes. The county also conducts 8 month reviews on all children in placement to expedite permanency and ensure concurrent planning is taking place.

Or

If the county's performance lags behind comparable county and/or statewide performance, what factors does the county believe have contributed to this result? What actions is the county taking to improve its performance?

N/A

- ❑ When compared to class and state performance on each of the measures, at what point does placement stability tend to break down– the first, second, or third year? What is the county doing differently than the class, region, or rest of the state?

Placement stability tends to break down at the second year mark although Northampton County has seen improvement in this measure since the reporting period ending 3/31/09 (54.67%) During the reporting period ending 3/31/10, 85.9% of children in placement less than 12 months experienced no more than two placements. This percentage is consistent with other 3rd class counties, counties in the Northeast Region and the state. The majority of children entering placement experience no more than two placement settings which can be attributed to the Agency consistently seeking potential kinship resources, and the desire to keep sibling groups together whenever possible. As part of the NGA project, the county is currently trying to identify relative resources earlier (prior to non-emergency placements, and the use of family finding for those families who are unwilling to name relatives initially). The agency uses multiple SWAN providers to help conduct kinship home-studies and provide training for initial approval of homes. The county also conducts 8 month reviews on all children in placement to expedite permanency and ensure concurrent planning is taking place.

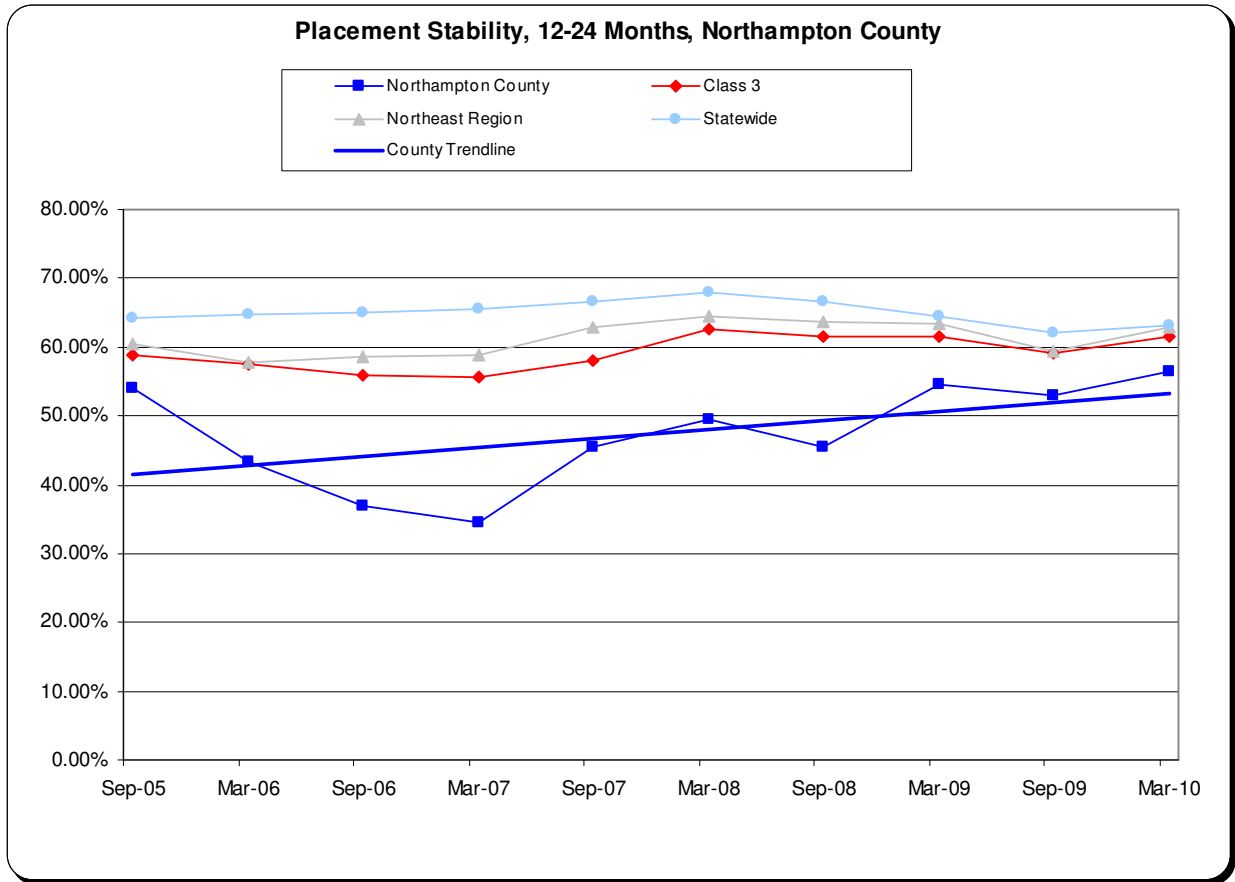
NORTHAMPTON COUNTY

Describe the relationship between actions taken in the first 24-72 hours of a child's removal and the on placement stability? How often does the child's first placement become the placement in which the child remains while in care? What steps is the county taking to increase that proportion?

For emergency placements, the county uses foster care placements, if possible, to ensure safety while continuing to locate family resources or foster homes that can accommodate sibling groups. Whenever possible the county places children, at the time of removal, with relative resources and begins the kinship home-study process immediately. This process helps ensure a permanent family resource. For non-emergency placements, family resources have often been previously identified and in some cases, home-studies may have been started prior to placement, which helps to eliminate multiple moves. By utilizing these processes, the initial placement results in approximately 86% stability. The agency routinely completes family finding searches on all non-relative placements prior to the first 3 month status conferences to identify family resources, increase the number of successful placements and reduce the need for multiple moves. This practice has helped to improve the percentage of children experiencing no more than two placement settings after being initially placed.

NORTHAMPTON COUNTY

5-2b. Placement Stability, 12 to 24 Months (CFSR Measure 4.2)
 (See HZA Data Package)



- ❑ Is the county's performance in each measure improving or declining over time? Please describe briefly any significant trends in the data. What policies or practices explain the trends?

The county's performance measure has steadily improved over time (56.34% of children in placement 12-24 months experience no more than two (2) placements for the report period ending 3/31/10). The improvement is due in part to the agency's use of kinship resources, SWAN initiatives, placing siblings together, the Permanency Practice Initiative and the NGA Project. Eight month case reviews, concurrent planning training and agency reorganization have assisted in assuring placement stability.

- ❑ How does the county's data compare to other counties of the same size? To the statewide data?

Northampton County's data was consistently lower than other third class counties, the Northeast region and the state between 2007 and 2009, however, since the reporting period ending 3/31/09, the percentage of children in placement 12-24 months experiencing no more than two placements has steadily increased and is approaching other 3rd class counties, counties in the Northeast Region and the state.

NORTHAMPTON COUNTY

- ❑ If the county's performance exceeds comparable county and/or statewide performance, what policies or practices does the county believe have contributed to this result? What actions is the county taking to maintain or improve its performance?

Or

If the county's performance lags behind comparable county and/or statewide performance, what factors does the county believe have contributed to this result? What actions is the county taking to improve its performance?

The lack of community based supports for children in placement had resulted in multiple placements for behaviorally challenged children. While children needing residential/group home level of care still have multiple steps, more children are able to remain in foster homes with services. The agency and mental health have been able to expand community based network of services to improve this measure.

- ❑ When compared to class and state performance on each of the measures, at what point does placement stability tend to break down– the first, second, or third year? What is the county doing differently than the class, region, or rest of the state?

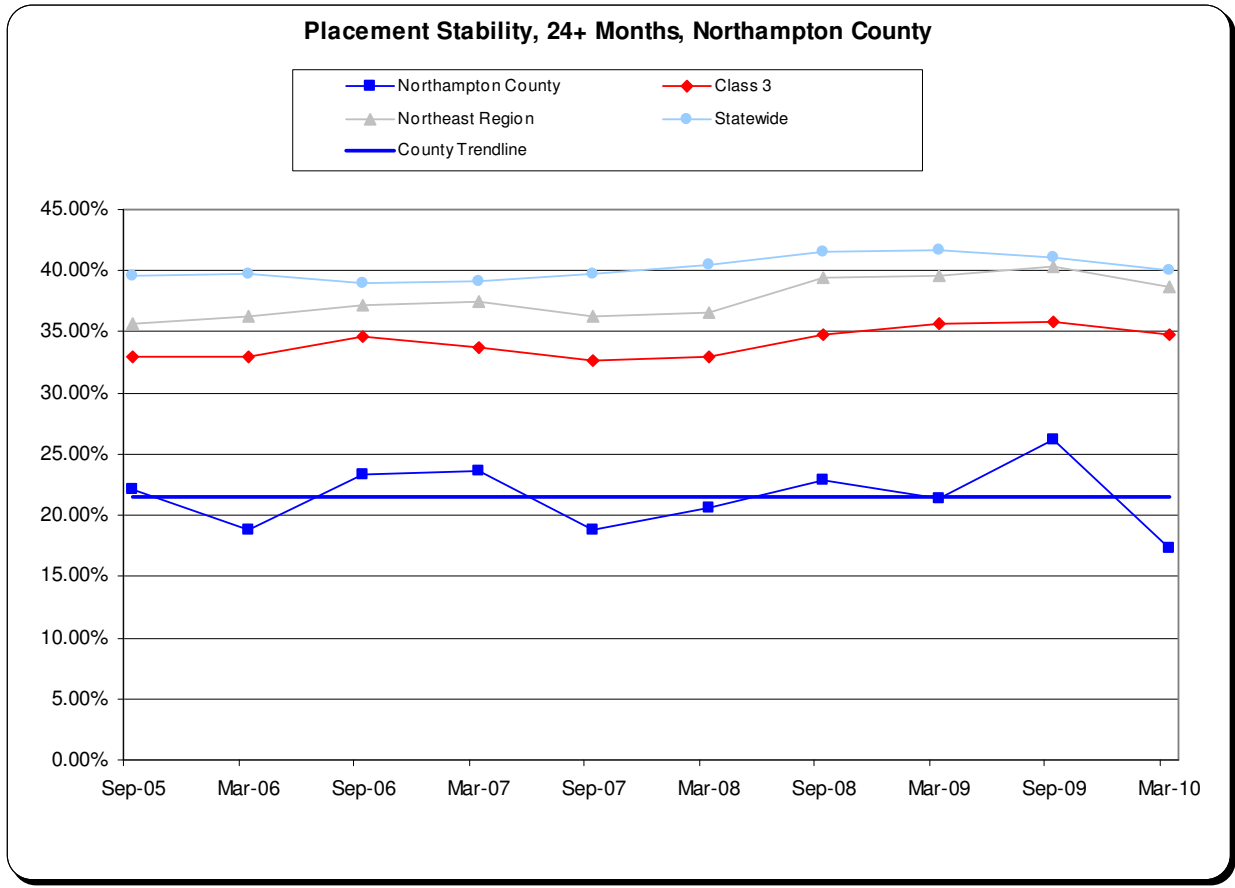
Placement stability tends to break down at the second year mark although Northampton County has seen improvement in the 12-24 months measure since the reporting period ending 3/31/09 (54.67%) During the reporting period ending 3/31/10, 56.34% of children in placement 12-24 months experienced no more than two placements. The majority of the children in placement over 12 months who experience more than 2 placement settings were in the 12-17 year age range and had multiple mental health(RTF placements), developmental disabilities, drug and alcohol issues, as well as runaway behaviors. We have reduced the number of children in this age group entering placement. We are also locating kinship/relative resources earlier. Children exhibiting issues described above generally require multiple steps in level of care, which makes placement stability difficult.

- ❑ Describe the relationship between actions taken in the first 24-72 hours of a child's removal and the on placement stability? How often does the child's first placement become the placement in which the child remains while in care? What steps is the county taking to increase that proportion?

For emergency placements, the county uses foster care placements to ensure safety while continuing to locate family resources or foster homes that can accommodate sibling groups. Whenever possible the county places children, at the time of removal, with relative resources and begins the kinship home-study process immediately. This process helps ensure a permanent family resource. For non-emergency placements, family resources have often been previously identified and in some cases, home-studies may have been started prior to placement, which helps to eliminate multiple moves. By utilizing these processes, the initial placement results in over 80% stability. The agency has recently started completing family finding searches on all non-relative placements prior to the first 3 month court conferences to increase the proportion of successful placements and reduce the need for multiple moves.

NORTHAMPTON COUNTY

5-2c. Placement Stability, More than 24 Months (CF SR Measure 4.3)
 (See HZA Data Package)



- Is the county's performance in each measure improving or declining over time? Please describe briefly any significant trends in the data. What policies or practices explain the trends?

Northampton County's stability measure for children in care longer than 24 months continues to be well below other 3rd class counties, counties in the Northeast Region and the state. 17.35% of children in placement 24+ months experience no more than two placement settings. Many of these children have had multiple hospitalizations and step-down placements from RTF to lower levels of care, returns to the hospital and higher levels of care again. Some have been in adoptive placements, that were then disrupted due to the child's mental health issues and the adoptive parents' unwillingness to commit to a child who will require long term treatment. Some adolescents move to placements intended to teach independent living skills but are in need of more supervision and structure, therefore, another move becomes necessary. Adolescents who runaway from placements also contribute to additional moves. Each time they are returned to placement is counted as another placement move, unless the run was from an RTF and the youth returns to the same RTF before the authorization period expires.

- How does the county's data compare to other counties of the same size? To the statewide data?

NORTHAMPTON COUNTY

The county consistently lags behind other 3rd class counties, counties in the Northeast Region and the state.

- If the county's performance exceeds comparable county and/or statewide performance, what policies or practices does the county believe have contributed to this result? What actions is the county taking to maintain or improve its performance?

Or

If the county's performance lags behind comparable county and/or statewide performance, what factors does the county believe have contributed to this result? What actions is the county taking to improve its performance?

Recognizing that the longer children remain in placement, the more likely they are to experience multiple placements, Northampton County CYF has contracted with additional providers to provide independent living skills to adolescents, has proposed a Promising Practice (JusticeWorks) to return behaviorally challenged adolescents home earlier with community supports. This program began working with youths in September, 2009. The 12 - 17 year old youth in placement was identified as the target population while developing our National Governor's Academy action plan. Identifying precipitating problems and early use of appropriate services, referrals to evidence-based services, use of MH respite service through the Children's Integrated Services Unit and collaborative efforts with school districts to resolve truancy/parent/child conflicts will also help support families to keep adolescents home or reduce the number of placement moves.

- When compared to class and state performance on each of the measures, at what point does placement stability tend to break down— the first, second, or third year? What is the county doing differently than the class, region, or rest of the state?

Placement stability tends to break down at the second year mark although Northampton County has seen improvement in this measure since the reporting period ending 3/31/09 (54.67%) During the reporting period ending 3/31/10, 56.34% of children in placement 12-24 months experienced no more than two placements. Children in placement 24+ months experience multiple moves resulting in even fewer children experiencing no more than 2 moves during the most recent episode. 17.3% of children in placement 24+ months experienced no more than 2 placement settings for the reporting period ending 3/31/10. The majority of the children in placement over 12 months who experience more than 2 placement settings were in the 12-17 year age range and had multiple mental health(RTF placements), developmental disabilities, drug and alcohol issues, as well as runaway behaviors. We have reduced the number of children in this age group entering placement. We are also locating kinship/relative resources earlier. Children exhibiting issues described above generally require multiple steps in level of care, which makes placement stability difficult.

- Describe the relationship between actions taken in the first 24-72 hours of a child's removal and the on placement stability? How often does the child's first placement become the placement in which the child remains while in care? What steps is the county taking to increase that proportion?

NORTHAMPTON COUNTY

For emergency placements, the county uses foster care placements to ensure safety while continuing to locate family resources or foster homes that can accommodate sibling groups. Whenever possible the county places children, at the time of removal, with relative resources and begins the kinship home-study process immediately. This process helps ensure a permanent family resource. For non-emergency placements, family resources have often been previously identified and in some cases, home-studies may have been started prior to placement, which helps to eliminate multiple moves. By utilizing these processes, the initial placement results in over 80% stability during the first 12 months of placement. The agency has recently started completing family finding searches on all non-relative placements prior to the first 3 month court conferences to increase the proportion of successful placements and reduce the need for multiple moves.

A Promising Practice to be implemented by JusticeWorks was funded for FY2009-10. It is based on an intensive in-home service model, offering daily contact to families to help prevent placement or may be used to reunify children faster. In addition, the use of evidence-based services (MST, FFT, and Family Group Decision Making) will help to keep families intact without the need for Agency intervention. In addition we use Family Focused Solution-based Services (MA funded) to stabilize families in crisis and prevent placement. These providers offer various levels of in-home, community-based mental health and case management services to help reduce truancy and delinquent acts, thereby reducing the need for placement. The Agency has also implemented the use of Family Finding and Fostering Connection Strategies to find and utilize extended family to help support children and families and preserve families. This Promising Practice will help achieve the goal of safely reducing the number of children in placement through the National Governor's Academy Project.

NORTHAMPTON COUNTY

☛ 5-3a. Prevention Services

- Briefly describe prevention programs, including services to be provided and what will be prevented (i.e., child abuse, child neglect, truancy, delinquency).

Colonial Academy

Alternative Education program for youth, grades 9-12. Colonial Academy is licensed as a day treatment program. CYF contributes \$125,000 annually to the program. Referrals come directly from CYF and other districts in Northampton County. The CYF portion of the per diem (\$30.98) supports the life skills, individual counseling, group counseling, crisis intervention, aftercare support, parent support group and family intervention services provided by the program. Colonial Academy serves youth with behavior, mental health, drug and alcohol and truancy issues. These youth tend to be placed in high end placements due to the severity of their problems. This school placement, with ancillary services, is successful at maintaining the youth at home and provides them with a supportive educational environment. We believe that it has helped reduce the number of CYF children in placement in Northampton County from 239 as of 6/30/08 to 219 as of 6/30/10.

Three hundred twenty-seven (327) students from Northampton County attended Colonial Academy during the 2009-10 school year. Thirty-nine (39) students were open to the Children and Youth Division during that period.

Unconditional Child Care

Unconditional Child Care is a program which provides wraparound interventions and other services to young children who are at risk of being removed from their day care settings. Behavior problems lead to children moving from one day care setting to another, which is disruptive and contributes to their insecurities. The per diem for Unconditional Child Care is \$11.70. The maximum amount of the contract is \$92,094. Referrals are made by CYF and day care providers funded by Child Care Information Services.

57 Northampton County children were served between July 1, 2009 and June 30, 2010. 74% (42) were between 2 and 5 years old, 12% (7) were kindergarten age, and 14% (8) were school age. 63% (36) were low-income. 89% (51) families of the children were considered fully engaged in the process, defined as attending at least one wraparound meeting and taking action on at least one component of the intervention plan. The average length of service was 11.2 months.

Reasons for referral included physical aggression and violence, defiance, and poor social skills. Risk factors included children with an identified special needs diagnosis, inadequate parenting skills, parents with an identified mental health diagnosis, parents with an identified substance abuse issue, domestic violence, adoption issues, and divorce/custody conflict.

35 cases closed during the year. 63% (22) closed due to improved behavior, 17% (6) closed when the parents no longer needed child care, 14% (5) closed when the parents were non-responsive or no longer wanted the program, and 6% (2) closed when the children were asked to leave their child care program and the parents did not pursue other care. The number of CYF children in placement in Northampton County has decreased from 239 as of 6/30/08 to 219 as of 6/30/10.

NORTHAMPTON COUNTY

Family Intervention Program

The Family Intervention Program is a multiple service program directed at families with a child who is at risk of maltreatment, and a family member who is an alcohol or other drug abuser. The program seeks to preserve family life and to avoid the damage caused by separation of the family through placement of the child outside of the family. Intensive counseling and social habilitation services include various components, such as parenting education and substance abuse intervention. The program is also designed to provide services to meet emergency child needs for food, shelter and medical care. Additional case management issues are coordinated as necessary. Functional Family Therapy is also available through this program if appropriate. It was approved by MA and Magellan in February 2008. The per diem for this program is \$93.24.

The FIP program serves approximately 140 families per year. Approximately ½ (70) are Northampton County families. Of the seventy (70) families served in FY 2009-10, nine (9) were open the agency. The program aims to divert families from the child welfare system. Families do not have to be open to CYF to be served by this program, therefore it is used in Intake as a prevention program.

NORTHAMPTON COUNTY

5-3b. Previously Introduced Outcomes

- For each outcome introduced by the county in past budgets, describe the activities, programs, or services implemented in order to achieve the outcome and results.

POPULATION FLOW

The number of children admitted into care between FFY2007-08 (183) and FFY2008-09 (155) decreased by 28 children. In the first reporting period of FFY2009-10, 93 children were admitted into care. The number of children discharged between FFY2007-08 (182) and FFY2008-09 (185) increased by 3 children. In the first reporting period of FFY2009-10 89 children were discharged. Northampton County has seen a decrease in the number of children entering placement over the past two years which is consistent with the other counties in the Northeast Region, other 3rd class counties and the state.

Agency reliance on services to children in their own homes: family preservation, Visiting Nurse Advocacy for the County, Functional Family Therapy, Multi-systemic Therapy, Family Group Decision Making, Family Finding, Family Focused Solution-Based Services, Provider 50 are provided at the front end to ensure early use of appropriate services.

Monthly and quarterly Quality Assurance reviews of families/children receiving services are conducted to assure that services are delivered as planned and result in positive outcomes. Services are continued, changed to a lower level of care or terminated at the review to assure that the family is progressing and that goals are being achieved.

Reducing the number of children and youth in placement is an ongoing goal and we have targeted youth in the 12 -17 year age range as part of the Governor's Academy. We have identified youth, reviewed cases and planned for the discharge/step-down of many of them throughout the two year project. We also plan to bring at least ten (10) youth out of residential placement through implementation of a "Promising Practice" with JusticeWorks which was funded for FY 2009 -10.

We also plan to continue to address truancy, which is a contributing factor to children in the NGA targeted population coming into placement, in FY2010-11. An Alternative to Truancy Program which had been in the pilot stage during FY2009-10 was funded through the FY2010-11 Needs Based Budget. We will fund this program and focus on preventing placement of adolescents through a proactive approach involving school districts, district magistrates, child welfare and juvenile probation.

REUNIFICATION

Children in Northampton County are being reunified more quickly since FFY2005-06. During the reporting period ending 3/31/07, 57.47% of children entering placement for the first time were reunified within 12 months. During the most recent reporting period, ending 3/31/08, 48.48% of children entering placement for the first time were reunified within 12 months. Northampton County has improved the percentage of children who are reunified within 12 months of placement over the past three (3) years with the reporting period ending 3/1/07 (57.47%) showing the greatest percentage of children reunified. We are comparatively similar to other 3rd class counties, the Northeast Region and the state in all the measures for time to reunification.

Manageable caseloads, increased caseworker retention and availability of a broad continuum of effective in-home service providers combine to avert need for removal or allow for timely reunifications.

NORTHAMPTON COUNTY

ADOPTION/PERMANENCY

During the first six (6) months of FFY2008-09, 19.6% of children in care 17 months or longer were adopted. During the second six (6) months of FFY2008-09, 14.8% of children in care 17 months or longer were adopted. Other 3rd class counties, other counties in the Northeast Region and the state achieve a greater percentage of adoptions for this measure.

During the first 6 months of FFY2009-10, 28.9% of children in care 24 months or longer were adopted. During the second 6 months of FFY2009-10, 29.4% of children in care 24 months or longer were adopted. This percentage is consistent with other 3rd class counties, the Northeast Region and the state.

Northampton County CYF and the court are making efforts to improve time to adoption for the children and youth we serve by participating in the Permanency Practice Initiative (3 month status conferences have been implemented since 4/09). Staff have been trained in Family Finding and the Lexis/Nexis system is available to search for family members who might be resources for children. Reviews for children in placement eight months, chaired by the Quality Assurance Specialist are held monthly. Two (2) supervisors from the Permanency Units, the caseworker and his/her supervisor and an agency attorney review the case to determine if it should move to termination of parental rights and adoption. If so, the case is transferred to one of the permanency units and a petition for termination of parental rights is prepared and filed. A **Moving To Permanency Committee** was formed to allow for on-going discussion related to policies, practices and coordination among the permanency and legal units to advance permanency. This committee meets monthly.

PLACEMENT STABILITY

Northampton County's performance on this measure dropped in late 2006/early 2007 and has been steadily improving since. During the reporting period ending 9/30/09, 83.21% of children in placement less than 12 months experienced no more than two placements.

During the reporting period ending 3/31/10, 85.9% of children in placement less than one (1) year experienced no more than two placements.

- ❑ Describe whether the county will continue its efforts to improve outcomes, or if the county has analyzed needs and chosen to address different outcomes.

Northampton County plans to continue efforts to reduce the number of children entering placement. We also plan to continue working towards decreasing the time to reunification for children in placement and to achieve permanency for children through the above strategies. Strategies described above will continue to be implemented.

- ❑ Discuss whether the outcome has been achieved, and reasons for that status. Provide specifics on the activities, programs, or services that affect the targeted outcome (county provided and/or purchased).

The number of children in placement in Northampton County has decreased from 239 as of 6/30/08 to 219 as of 6/30/10. More children are being reunified within twelve (12) months of placement since FFY2005-06. We continue to plan and strategize to achieve permanency for children in placement 17 months and longer. The activities, programs and services we plan to use to achieve permanency in a timelier manner are described above and in Section 5-1c. and 5-1c.

NORTHAMPTON COUNTY

- For continuing or newly targeted outcomes for FY 2010-11:
 - Identify specific activities [planned] and services to improve the outcomes.
 - Provide timeframes for measured improvement.
 - Describe the process for data collection/measurement.

We plan to improve time to permanency for children in placement through involvement in the National Governor's Academy, the Permanency Practice Initiative(3 month status conferences, Family Finding, 3-5-7 Model), use of Family Group Decision Making and other evidence-based programs, referral to SWAN services(particularly for the older adolescent), practicing concurrent planning, and 8 month placement reviews.

NORTHAMPTON COUNTY

5-4a. Family Engagement in Case Planning

- Assess performance to determine if improvement in this area is needed in the county, describe previous efforts which the county believes have had a positive impact, and any new initiatives to improve this area.

Northampton County CYF currently contracts with five (5) providers to facilitate Family Group Decision-Making Conferences. One is a provider who recently developed Family Group Conferencing as a service it can provide. This provider will begin to hold conferences for families during FY 2010-11. It is offered to all families during the intake process but is available to all staff to use at any time during CYF involvement. We also began to make referrals to SWAN for Child Specific Recruitment for adolescents aging out of the child welfare system during FY2009-10.

Charting the Course introduces new staff to the family engagement concept. We are participating in the Permanency Practice Initiative and have trained staff from six (6) providers in Family Development Credentialing.

5-4b. Youth Involvement in Case Planning

- Assess performance to determine if improvement in this area is needed in the county, describe previous efforts which the county believes have had a positive impact, and any new initiatives to improve this area.

Youth fourteen (14) and over are involved in the development of their Family Service Plan. Youth sixteen (16) and over also participate in the development of the Individualized Service Plan if in a provider placement and when they enter the Adolescents Achieving Independence Program (Chaffee grant).

5-4c. Transition Planning & Preparation

- Assess performance to determine if improvement in this area is needed in the county, describe previous efforts which the county believes have had a positive impact, and any new initiatives to improve this area.

CYF and the office of Mental Health/Developmental Disabilities meet regularly to plan for youth involved in both systems who will be transitioning to adulthood to assure that services continue seamlessly. Services for these youth are also coordinated by those assigned to the Children's Integrated Services Unit.

Personalized Transition Plans are completed for youth who are emancipating from federally defined foster care during the 90 days prior to the planned emancipation. The plan also includes notification to the youth of the option to remain in care. Youth who are in Kinship guardianship or who were adopted after age 16 are eligible to participate in or obtain all benefits of the Chafee Foster Care Independence Program and are notified of such prior to the finalization of the kinship guardianship or adoption.

NORTHAMPTON COUNTY

5-4d. Implementation of Concurrent Planning

- Assess performance to determine if improvement in this area is needed in the county, describe previous efforts which the county believes have had a positive impact, and any new initiatives to improve this area.

All staff were trained on Concurrent Permanency Planning on 1/10/08. Transfer of Learning training on Concurrent Planning for administrative staff and supervisors was conducted by the Child Welfare Training Program on 2/15/08. Family Service Plans contain current and concurrent goals for all children in placement. Plans are reviewed regularly by supervisors in Family Service Plans and Child Permanency Plans, in 8 month reviews of children in placement and in preparation for 3 month status conferences.

NORTHAMPTON COUNTY

Section 6: Administration

6-1b. Employee Benefit Detail

- Submit a detailed description of the county's employee benefit package for FY 2010-11. Include a description of each benefit included in the package and the methodology for calculating benefit costs.

Please see page 63.

6-1d. Organizational Changes

- Note any changes to the county's organizational chart.

The agency's organizational chart has not changed. There is a hiring freeze in effect in Northampton County. There have been no positions eliminated. The County Council Personnel Committee is willing to consider "Special Exceptions" which may allow some vacancies to be filled in FY2010-11. CYF will request that several critical positions be filled in September, 2010. We will continue to request that vacancies be filled throughout the fiscal year.

6-1e. Staff Evaluations

- Describe the method for evaluating staff effectiveness.

The Agency Quality Assurance Specialist assures that casework staff are complying with Agency policy regarding completion of paperwork (Family Services Plans, Juvenile Court materials, case notes, etc.), conducts quarterly case reviews with providers, conducts quarterly case reviews for compliance with court orders, risk assessments, photos, monitors timeliness in permanency planning (8 month reviews) and assures that caseworkers comply with State and Agency standards for visitation with children in placement. The Quality Assurance Specialist randomly reviews open cases for QSR/CF SR compliance. A tool was developed for supervisors to use in supervision to further assist in the process. The Quality Assurance Specialist compiles results of the quarterly case reviews in a report to the Agency Director. A plan is then developed to correct areas requiring attention. CYF Supervisors complete annual Employee Performance Reports for all staff. Strengths and deficiencies are noted. Improvement plans in areas requiring attention are developed with employees.

6-1f. Contract Monitoring & Evaluation

- Note the employee/unit which oversees county contracts. Describe the evaluation process.

Northampton County Children, Youth and Families Division begins the contract negotiation process in March-April for the following fiscal year. The Director of Human Services, Advisory Board members, Agency Administrator, Assistant Director, Program Managers, Program Specialists, Fiscal Officer, Fiscal Assistant, and an administrative assistant assigned to contracts meet to review each contract, the amount budgeted to the contract, the amount actually used during the current fiscal year and the amount projected for the following fiscal year. Provider reviews for all families/children receiving in-home services are also held on a

NORTHAMPTON COUNTY

quarterly basis (monthly for one program) to review progress, level of service and satisfaction with the service. These reviews are conducted by the Quality Assurance Specialist. All providers are required to submit program outcomes for their services on an annual basis to the Agency Director. This is required in the County contract with the provider. These outcomes are reviewed by members of the Administrative Team and a decision is made to renew/not renew the contract and the total contract amount for the next fiscal year. Input from supervisors and casework staff on quality of service is also considered during this meeting. Northampton County Children, Youth and Families Division requires accountability, fiscal and programmatic, as part of appendices to the contract, (reporting requirements, billing requirements, policies regarding foster care, program outcomes etc.)

NORTHAMPTON COUNTY

6-1b Employee Fringe Benefit Detail

What is included and how it is calculated

	County Calendar Year 2010	County Calendar Year 2011	County Calendar Year 2012	Note
FICA	7.65 % of gross wages	7.65 % of gross wages	7.65 % of gross wages	
Health and Dental	\$8,200 per employee per calendar year	\$9,900 per employee per calendar year	\$9,900 per employee per calendar year	Self-insured - cost is actuarially determined
Health OPEB Employees	\$2,200 per employee per calendar year	\$2,700 per employee per calendar year	\$2,700 per employee per calendar year	Cost is actuarially determined
OPEB means Other Post Employment Benefits. According to GASB Statement 45, this is the cost of retiree medical insurance while the employee is still working.				
Health OPEB Retirees	\$4,400 per retiree per year	\$5,300 per retiree per year	\$5,300 per retiree per year	Cost is actuarially determined
There are 21 Retirees thru June 2010, we anticipate 1 more by the end of 2011.				
Life Insurance	\$44 per union employee per calendar year \$58 per non-union employee per calendar year	\$44 per union employee per calendar year \$58 per non-union employee per calendar year	\$44 per union employee per calendar year \$58 per non-union employee per calendar year	Insurance premium
Retirement	\$5,600 per employee per calendar year	\$6,800 per employee per calendar year	\$6,800 per employee per calendar year	Cost is actuarially determined
Vision & Prescription	\$2,700 per employee per calendar year	\$3,200 per employee per calendar year	\$3,200 per employee per calendar year	Cost is actuarially determined
Worker's Compensation				Cost is based upon an employee's classification and gross wages.
W01 Field Workers (951)	0.71	Rate per \$100 Gross Wages (changed effective 4/10) 0.66	0.66	0.66
W02 Clerical (953)	0.39	0.36	0.36	0.36
W03 Gracedale Nursing Home (960)	6.28	6.52	6.52	6.52
W04 Juvenile Justice Center, Prison, Public Works (980)	6.77	6.69	6.69	6.69
W05 Deputies, Investigators & Enforcement Officers (985)	5.80	5.57	5.57	5.57

NORTHAMPTON COUNTY

6-1g. Largest Providers Contract Review

Review the Schedule of Existing Purchased Services and identify the four largest providers (regardless of whether it is a CCYA or JPO provider) as follows:

- ❑ Two largest providers of In-Home Services. Include contact information.

Provider Name	Provider Address & Phone	Provider Contact Name	# of Children Served FY 2009-10	Total \$ Amount of Services
1: Valley Youth House	827-829 Linden St. Allentown, PA 18101 610-820-0166	David Gilgoff, Ph.D., President & CEO	330	\$1,070,849
2: Youth Advocate Program	701 W. Broad Street Bethlehem, PA 18018 610-865- 9111	Cheryl Hopkins	Family Support – 233 Advocate Program - 25	\$507,532

- ❑ Largest provider of Community Based Placement services. Include contact information.

	Provider Address & Phone	Provider Name	# of Children Served FY 2009-10	Total \$ Amount of Services
1: Northampton County Juvenile Justice Treatment Center	650 Ferry Street, Easton, PA 18042 610-559-6850	J.Jermaine Greene	96	\$3,638,578

- ❑ The largest provider of Institutional Placement services (excluding Youth Development Center and Juvenile Detention Center placements). Include contact information.

Provider Name	Provider Address & Phone	Provider Contact Name	# of Children Served FY 2009-10	Total \$ Amount of Services
1: Kidspace	4085 Independence Drive., Schnecksville, PA 18078 610-799-8307	Brenda Stahler, Director of Contract Administration	33	\$395,152

NORTHAMPTON COUNTY

Briefly summarize the services provided by these entities, the expected outcomes of those services, and how provider performance is monitored.

1) Valley Youth House provides in-home services as follows:

Family Preservation (out client) is an in-home counseling and case management service designed to prevent placement or facilitate reunification.

Family Preservation for Homeless Families (temporary shelter for parents and children with supportive services) is an intensive counseling program designed to provide temporary shelter and supportive services to homeless families to prevent placement.

Adolescents and Families Together is an out client community counseling program which works with adolescents (ages 12-17) and their families to prevent placement or speed reunification.

Child Mentoring Program provides one-on-one role modeling tutoring and teaching, recreational activities and life skills development for at-risk children.

The **Family Intervention Program** is a multiple service program directed at families with a child who is at risk of maltreatment due to at least one (1) family member who is an alcohol or other drug abuser. The program uses the Functional Family Therapy model in working with the family and is used to prevent placement or speed reunification.

The **Adolescents Achieving Independence Program** serves youth who are in foster care or those who were discharged from foster care on or after their 16th birthday through the Title IVE Supervised Independent Living grant; teaches life skills that will help them make a successful transition to adulthood.

Parents of Adolescents Group are group sessions aimed at developing and improving parenting and child management skills to support and maintain children over age 12 in the home.

The above programs are funded under contract # 09-480 which is the largest contract of in-home services.

2) Youth Advocate Program provides in-home services as follows:

The **Family Support Program** is a family-based program of intensive services serving those families whose children are at imminent-risk of placement due to truancy, mental health issues, child abuse and/or neglect, drug and alcohol issues and domestic violence. The program can also provide reunification services.

The **Community Advocate Program** is a home-based program that provides intensive intervention services, through an advocate, to youth who are at-risk of placement or are in placement and their families.

The above programs are funded under contract # 09-487 which is the second largest of in-home services.

3) The Northampton County Juvenile Justice Center is a 36-bed treatment facility for males between the ages of 10-18 who are adjudicated delinquent. The facility has a 12 bed Forensic Unit for juveniles who require treatment for sexual offending behavior. The other 24 beds are a combination of short-term (29 day) program used as a graduated sanction for probation violators and a longer term (6-9 months) program for youth requiring more intensive treatment.

NORTHAMPTON COUNTY

The above program is the largest provider of community-based residential services.

4) Kidspeace provides emergency shelter, residential and foster care services to children and youth in need of out of home care. Specialized residential services include highly structured care for youth with diagnosed psychiatric and behavior disorders, step-down levels of residential care according to progress, a dual diagnosis program, a sex offender program and a diagnostic program. Foster care services include emergency, regular, intensive, intermediate, specialized, medically needy, mother/baby and respite.

Kidspeace provides annual outcomes reports as required by the county contract. Cases where children are in placement eight (8) months are reviewed by the Quality Assurance staff to move the permanency plan forward. The appropriateness, continued need for and quality of the placement is reviewed at these reviews.

The above provider is funded under contract # 09-442 and is the largest provider of residential services.

NORTHAMPTON COUNTY

6-3a. Evidence Based Programs

Pertinent Submission Information

This subsection of the Narrative Template is for Special Grant Initiatives (SGI): Evidence-Based Programs (EBP), Pennsylvania Promising Practices (PaPP), Housing and Alternatives to Truancy (ATP) programs. Please review Appendix 9 of the FY 2011-12 NBPB prior to completing this section or the Budget Excel File worksheets.

To ensure proper evaluation of any special grant request, counties must provide brief and sufficient explanations and justifications to the questions in the Narrative Template. Counties are advised to prepare informative responses that offer a clear understanding to help the reviewer recommend approval, rather than a denial or reduction in funds because of missing or unclear information.

Additionally, if a county is requesting a renewal or an expansion of an existing special grant and there was under-utilization and/or under-spending of the grant in FY 2008-09 and/or FY 2009-10, the county must provide detailed explanations as to the cause(s) of the underperformance and must identify measures the county will utilize to prevent the underperformance in both FY 2010-11 as well as FY 2011-12.

If a county is requesting a new grant, it must provide succinct details as to the target population, planned utilization, realistic timeframes for implementing the special grant and outcomes expected to be achieved.

In addition to the Narrative Template, the county must enter SGI fiscal information for each fiscal year in the Budget Excel File. That file will be the primary source for fiscal information. Please ensure fiscal costs in the Narrative Template match the Budget Excel File. Instructions for completing the Excel files are included in Appendix 9 and in the Excel file.

The Special Grants Budget Form for FY 2010-11 requests FY 2008-09 and FY 2009-10 actual expenditures with Needs-Based Fund adjustments and line-item budget information for each SGI in Appendix 9 with the exception of State Reintegration. CCYAs are also required to enter fiscal information in the FY 2011-12 Special Grants Funding Request Form.

Counties are also required to complete the SGI Contact List in the Budget Excel file for all SG and IL programs.

Requests to Transfer/Shift Funds within Evidence-Based Programs and Pa Promising Practices

The following subsections provide counties the opportunity to transfer or shift funds within the EBP and PaPP for FY 2010-11. The requests may not exceed the total allocation of the EBP or PaPP and must include detailed justification for the proposed changes. This opportunity is available only for EBP and PaPP. It is not applicable for Housing, ATP or State Reintegration.

NORTHAMPTON COUNTY

6-3a. Evidence Based Programs: Multi-Systemic Therapy

Please indicate which type of request this is:

Request Type	Enter Y or N			
Renewal from 2009-10	Y			
New implementation for 2010-11 (did not receive funds in 2009-10)				
Funded and delivered services in 2009-10 but not renewing in 2010-11				
Requesting funds for 2011-12 (new, continuing or expanding)		New	Continuing	Expanding
				X

Complete the following table if providing this service or requesting a **transfer, shift, or revision** only of funds for FY 2010-11; and/or requesting funds for FY 2011-12. Enter the total amount of state and matching local funds. (Transfer/shifting is allowable only within EBP funds. Counties may not transfer/shift from or to other SGI categories.)

Total Budget Amount	Original/Approved Allocation (Amt requested and approved)	Revision Amount Change + or -	Requested Amount (enter this amount in fiscal worksheets)
FY 2010-11	\$63,264	0	63,264
FY 2011-12			\$81,085

Did your county request and receive approval to transfer/shift funds during FY 2009-10? If YES, will the rationale for the change remain the same for FY 2010-11? Describe, briefly that rationale for the approved change and do not respond to the next question. If NO, please respond to the following question.

Response: NO CHANGE

Explain why the change is requested. What are the deciding factors to move from the originally requested program(s) to another(s)? Was this change discussed with the regional office?

Response: NO CHANGE

Complete the following table for each applicable year.

	0607	0708	0809	0910	1011	1112
Target Population				CYF/JPO Families	CYF/JPO Families	CYF/JPO Families
# of Referrals				18	20	23
# Successfully completing program				8		
Cost per year				\$58,210.53	\$63,264	\$81,085
Per Diem Cost/Program funded amount				\$56.57/day	\$56.57/day	\$56.57/day

NORTHAMPTON COUNTY

# of MA referrals				9		
# of Non MA referrals				9		
Name of provider				Community Solutions	Community Solutions	Community Solutions

If this is a renewal of services delivered in FY 2009-10, answer the following:

- Clearly describe the program’s accomplishments or results; any challenges to implementation; and the impact on service delivery for FY 2010-11. Use data/statistics to show the impact of the program services.

Response: In FY2009-10, 18 youths and their families were referred for MST services. The service is used to prevent placement or as a support to reduce length of time to reunification. Community Solutions is the sole provider of MST services in the Lehigh Valley. CYF and JPO have reduced the number of children in placement over the past two years from 317 as of 11/08 to 300 as of 6/10. The National Governor’s Academy project in Northampton County focused on reducing the number 12-17 year olds with truancy and behavior problems entering placement. MST was one of the services used to help alleviate those problems. The number of youths in the target population entering placement has been reduced from 53% of children entering placement in FY2008-09 to 42% of children entering placement in FY2009-10. We hope to be able to expand the use of MST in FY2011-12 to service three (3) additional families.

- What are the barriers to the realization of your program outcomes? Identify each year and describe the barrier/challenge to reaching the program outcomes for that year.

Response: N/A

- Describe the county’s expenditures history, if any, for the program/practice. What factors contributed to the successful or underspending or under-utilization of grant funds?

<i>Response:</i>	2009-10	2010-11
Requested	\$ 66,481	\$63,264
Spent	\$ 58,210.53	

- If there were instances of underspending or under-utilization of prior years grant funds, describe what changes have occurred or will occur to ensure that grant funds for this program/service are maximized and effectively managed. Also, identify the measures the county will utilize in both FY 2010-11 and FY 2011-12.

Response: MST funds were slightly underspent. We believe that we will expend the full amount of the special grant in FY2010-11.

Complete the following for each applicable year.

- Indicate and describe the target population for whom the county expects to provide these services. Describe how the target population was chosen and the internal and external factors influencing this decision. This may include age, location, type or reason for placement, whether it is county-wide, school district focused, etc.

NORTHAMPTON COUNTY

FY 2010-11 (for counties with approved allocations or transfer/shift requests)

Response: Target population is 12-17 year old youths with truancy and/or behavioral issues and their families. The service is used for placement prevention or as a support to reduce length of time in placement.

FY 2011-12 Renewing counties may reply with “same as above” unless expanding or decreasing the services, which requires further information and justification. Describe the provider’s capacity to serve additional youth.

Response: SAME AS ABOVE.

- Identify the service outcomes the county expects to achieve as a result of providing these services. Explain how service outcomes will be measured and the frequency of measurement.

FY 2010-11 (for counties with approved allocations or transfer/shift requests)

Response: Reduction in placement length of stay (2 month reduction per youth); reduction in overall placement numbers and timelier permanency. Data is available bi-annually through the AFCARS system and the CYF data system. Provider submits an annual outcome report.

FY 2011-12 Renewing counties may reply with “same as above” unless expanding or decreasing the services or revising prior outcomes, which requires further information and justification.

Response: SAME AS ABOVE.

- Describe how the program will be implemented or operated for services from the identification and referral process through program completion. Do not describe the model. Discuss the agency’s experience with the provider agency, and their Medical Assistance approval and enrollment status. Provide a timeline for any changes or new program implementation.

FY 2010-11 (for counties with approved allocations or transfer/shift requests)

Response: Youth with truancy and behavioral issues are referred for Multi-systemic Therapy. CYF will pay for the service initially (first 60 days) until an evaluation indicating medical necessity is completed and an MA packet is approved. The service is then funded by Medical Assistance. The service is provided for six (6) months. If necessary, a reevaluation is completed and the service may be continued for another two (2) months. The service may be provided to non-MA eligible families if it is the service most likely to prevent placement or aid in reunification. In that case, the caseworker completes an authorization for the service which is sent to the provider. The provider bills the agency monthly. Supervisors review invoices for accuracy before payment is made to the provider.

NORTHAMPTON COUNTY

FY 2011-12 Renewing counties may reply with “same as above” unless expanding or decreasing the services, which requires further information and justification.

Response: SAME AS ABOVE.

- ❑ Clearly explain the implementation year budget of FY 2010-11. Identify and discuss how the cost of services (per diem/unit or program funded) is determined and included in the budget, and provide a brief narrative description of each budget line item. Also describe the invoicing process and any requirements between the county and provider agencies.
- ❑ **FY 2010-11** (for counties with approved allocations or transfer/shift requests)

Response: Implementation costs are based on actual costs in FY 09-10, considering the number of families served, the number of days prior to MA eligibility and the number of families we expect to serve. A contract is executed with the provider, the service is authorized by the caseworker, and monthly bills are submitted and reviewed by supervisors prior to payment. MA eligibility is reviewed and monitored by the HealthChoices office in CYF. If necessary a reevaluation is completed and the service may be continued for another two months if funded by Magellan, six months if funded by CYF. The rate is determined by the MCO, Magellan.

- ❑ **FY 2011-12** For new funding requests or renewing counties requesting an increase or expansion of funds, clearly describe the process used to calculate the county request for funding and the rationale. Provide historical information as to the county’s successes or barriers to new program/practice implementation, including provider contracting and participation. Refer to the county timeline (requested above) as part of the rationale.

Response: The request for an expansion of funds is based on past use and spending. We anticipate serving an additional 3 families in FY2011-12. (MST for 3 additional youths (3x/3x/wk) x 35 wks (8 mos.) x \$56.57/hr.= \$17,819.55

\$63,264.00 (FY2010 allocation)
+ \$17,819.55
\$81,084.55 (requested FY2011-12 allocation)

- ❑ For FY 2011-12 Explain the potential cost savings/offsets and impact of increased use. When is it predicted that the cost savings will be realized? What type of placement will be utilized?

Response: Cost savings of \$39,268 would be realized in the Residential Placement Major Service Category if 5 youth in placement (Bethany Children’s Home) were reunified 2 months early (average length of stay is 9 months)

5x61x\$128.75/day (Bethany Children’s Home residential rate) = \$39,268 (potential cost savings)

- ❑ Identify any technical assistance needs the county or provider agency has to provide effective services.

FY 2010-11 (for counties with approved allocations or transfer/shift requests)

NORTHAMPTON COUNTY

Response: None

FY 2011-12 (for counties requesting funds for the first time)

Response: N/A

NORTHAMPTON COUNTY

6-3a. Evidence Based Programs: Functional Family Therapy

Please indicate which type of request this is:

Request Type	Enter Y or N			
Renewal from 2009-10	Y			
New implementation for 2010-11 (did not receive funds in 2009-10)				
Funded and delivered services in 2009-10 but not renewing in 2010-11				
Requesting funds for 2011-12 (new, continuing or expanding)		New	Continuing	Expanding
				X

Complete the following table if providing this service or requesting a **transfer, shift, or revision** only of funds for FY 2010-11; and/or requesting funds for FY 2011-12. Enter the total amount of state and matching local funds. (Transfer/shifting is allowable only within EBP funds. Counties may not transfer/shift from or to other SGI categories.)

Total Budget Amount	Original/Approved Allocation (Amt requested and approved)	Revision Amount Change + or -	Requested Amount (enter this amount in fiscal worksheets)
FY 2010-11	\$207,359	0	\$207,359
FY 2011-12			\$231,292

Did your county request and receive approval to transfer/shift funds during FY 2009-10? If YES, will the rationale for the change remain the same for FY 2010-11? Describe, briefly that rationale for the approved change and do not respond to the next question. If NO, please respond to the following question.

Response: NO CHANGE

Explain why the change is requested. What are the deciding factors to move from the originally requested program(s) to another(s)? Was this change discussed with the regional office?

Response: NO CHANGE

Complete the following table for each applicable year.

	0607	0708	0809	0910	1011	1112
Target Population				CYF/JPO Families	CYF/JPO Families	CYF/JPO Families
# of Referrals				77	80	85
#Successfully completing program				70		
Cost per year				\$166,517	\$207,359	\$231,292
Per Diem Cost/Program				\$138.74/hr.	\$138.74/hr.	\$138.74/hr.

NORTHAMPTON COUNTY

funded amount						
# of MA referrals				24		
# of Non MA referrals				53		
Name of provider				Valley Youth House	Valley Youth House	Valley Youth House

If this is a renewal of services delivered in FY 2009-10, answer the following:

- Clearly describe the program’s accomplishments or results; any challenges to implementation; and the impact on service delivery for FY 2010-11. Use data/statistics to show the impact of the program services.

Response: 77 families received service in FY2009-10; 70 successfully completed the program (91%). The number of CYF children in placement in Northampton County has decreased from 239 as of 6/30/08 to 219 as of 6/30/10.

- What are the barriers to the realization of your program outcomes? Identify each year and describe the barrier/challenge to reaching the program outcomes for that year.

Response: NONE

- Describe the county’s expenditures history, if any, for the program/practice. What factors contributed to the successful or underspending or under-utilization of grant funds?

<i>Response:</i>	2009-10	2010-11
Requested	\$ 80,000	\$207,359
Adjusted	\$132,872	
Spent	\$66,517	

More referrals were made to FFT than originally anticipated. Referrals were made for 53 families who were non-MA eligible.

- If there were instances of underspending or under-utilization of prior years grant funds, describe what changes have occurred or will occur to ensure that grant funds for this program/service are maximized and effectively managed. Also, identify the measures the county will utilize in both FY 2010-11 and FY 2011-12.

Response: N/A

Complete the following for each applicable year.

- Indicate and describe the target population for whom the county expects to provide these services. Describe how the target population was chosen and the internal and external factors influencing this decision. This may include age, location, type or reason for placement, whether it is county-wide, school district focused, etc.

FY 2010-11 (for counties with approved allocations or transfer/shift requests)

NORTHAMPTON COUNTY

Response: Functional Family Therapy is an intensive, short-term (3 month average), evidence based treatment designed to provide assistance to at-risk youth, ages 11 to 18, and their families in their own homes. Referrals are made to FFT for families/children receiving services to prevent placement or aid in reunification.

FY 2011-12 Renewing counties may reply with “same as above” unless expanding or decreasing the services, which requires further information and justification. Describe the provider’s capacity to serve additional youth.

Response: SAME AS ABOVE.

- ❑ Identify the service outcomes the county expects to achieve as a result of providing these services. Explain how service outcomes will be measured and the frequency of measurement.

FY 2010-11 (for counties with approved allocations or transfer/shift requests)

Response: Reduction in overall placement numbers, shorter lengths of stay and timelier reunification for children in placement (less than 12 months) and timelier permanency. Data is available bi-annually through the AFCARS system and as needed through the CYF data system. Magellan provides service outcomes for MA approved services. The provider submits an annual outcome report for the service.

FY 2011-12 Renewing counties may reply with “same as above” unless expanding or decreasing the services or revising prior outcomes, which requires further information and justification.

Response: SAME AS ABOVE.

- ❑ Describe how the program will be implemented or operated for services from the identification and referral process through program completion. Do not describe the model. Discuss the agency’s experience with the provider agency, and their Medical Assistance approval and enrollment status. Provide a timeline for any changes or new program implementation.

FY 2010-11 (for counties with approved allocations or transfer/shift requests)

Response: Referrals to FFT are made for children with behavioral issues. CYF will pay for the service initially (first 60 days) until an evaluation indicating medical necessity is completed and an MA packet is approved. The service is then funded by Medical Assistance. MA eligibility is reviewed and monitored by the HealthChoices office in CYF. The service may be provided to non-MA eligible families, if it is the service most likely to prevent placement or aid in reunification. In that case, the caseworker completes an authorization for service which is sent to the provider. The provider bills the agency monthly. Supervisors review invoices for accuracy before payment is made to the provider. Valley Youth House is an approved MA provider. The rate is determined by the MCO, Magellan.

FY 2011-12 Renewing counties may reply with “same as above” unless expanding or decreasing the services, which requires further information and justification.

Response: SAME AS ABOVE

NORTHAMPTON COUNTY

- Clearly explain the implementation year budget of FY 2010-11. Identify and discuss how the cost of services (per diem/unit or program funded) is determined and included in the budget, and provide a brief narrative description of each budget line item. Also describe the invoicing process and any requirements between the county and provider agencies.

FY 2010-11 (for counties with approved allocations or transfer/shift requests)

Response: Implementation costs are based on actual costs in FY 09-10, considering the number of families served, length of service and the number we expect to serve. A contract is executed with the provider, the service is authorized by the caseworker, and monthly bills are submitted and reviewed by supervisors prior to payment.

FY 2011-12 For new funding requests or renewing counties requesting an increase or expansion of funds, clearly describe the process used to calculate the county request for funding and the rationale. Provide historical information as to the county's successes or barriers to new program/practice implementation, including provider contracting and participation. Refer to the county timeline (requested above) as part of the rationale.

More referrals than anticipated were made in FY2009-10. We anticipate serving an additional 5 families in FY2011-12. (5 X 34 ½ hrs. (7 wks.) x \$138.74 = \$23,933)

- For FY 2011-12 Explain the potential cost savings/offsets and impact of increased use. When is it predicted that the cost savings will be realized? What type of placement will be utilized?

Response: Placement prevention of 3 MA eligible youth for six (6) months is possible if the child and family engage in the service.

Cost savings;

3 x \$72.15 (Concern-Intermediate treatment foster care 12-21) x 174 days = \$37,662.30

- Identify any technical assistance needs the county or provider agency has to provide effective services.

FY 2010-11 (for counties with approved allocations or transfer/shift requests)

Response: None

FY 2011-12 (for counties requesting funds for the first time)

Response: N/A

NORTHAMPTON COUNTY

6-3a. Evidence Based Programs: Multidimensional Treatment Foster Care

- Please indicate which type of request this is:

Request Type	Enter Y or N		
Renewal from 2009-10	Y		
New implementation for 2010-11 (did not receive funds in 2009-10)			
Funded and delivered services in 2009-10 but not renewing in 2010-11			
Requesting funds for 2011-12 (new, continuing or expanding)		New	Continuing
			Expanding
			X

Complete the following table if providing this service or requesting a **transfer, shift, or revision** only of funds for FY 2010-11; and/or requesting funds for FY 2011-12. Enter the total amount of state and matching local funds. (Transfer/shifting is allowable only within EBP funds. Counties may not transfer/shift from or to other SGI categories.)

Total Budget Amount	Original/Approved Allocation (Amt requested and approved)	Revision Amount Change + or -	Requested Amount (enter this amount in fiscal worksheets)
FY 2010-11	\$23,452	0	\$23,452
FY 2011-12			\$44,936

- Did your county request and receive approval to transfer/shift funds during FY 2009-10? If YES, will the rationale for the change remain the same for FY 2010-11? Describe, briefly that rationale for the approved change and do not respond to the next question. If NO, please respond to the following question.

Response: NO CHANGE

- Explain why the change is requested. What are the deciding factors to move from the originally requested program(s) to another(s)? Was this change discussed with the regional office?

Response: NO CHANGE

- **Complete the following table for each applicable year.**

	0607	0708	0809	0910	1011	1112
Target Population				CYF/JPO children & youth	CYF/JPO children & youth	CYF/JPO children & youth
# of Referrals				2	2	4
# Successfully completing program				0		
Cost per year				\$12,751	\$23,452	\$44,936
Per Diem Cost/Program				R&B \$41.00/day	R&B \$41.00/day	R&B \$41.00/day

NORTHAMPTON COUNTY

funded amount						
# of MA referrals				2	2	4
# of Non MA referrals				0		
Name of provider				Children's Home of Reading	Children's Home of Reading	Children's Home of Reading

If this is a renewal of services delivered in FY 2009-10, answer the following:

- Clearly describe the program’s accomplishments or results; any challenges to implementation; and the impact on service delivery for FY 2010-11. Use data/statistics to show the impact of the program services.

Response: The Children’s Home of Reading developed the MDTFC Program in FY2008-09, received MA approval and became operational in FY2009-10. CYF referred two (2) children to the program during FY2009-10. Those children currently remain in the program. We plan to refer at least two (2) children to the program during FY2010-11, and expect that the current two (2) will be discharged in FY2010-11. We would like to be able to expand the program to four (4) children during FY2011-12. Medical necessity will have to be established for those children, along with availability of foster homes.

- What are the barriers to the realization of your program outcomes? Identify each year and describe the barrier/challenge to reaching the program outcomes for that year.

Response: N/A

- Describe the county’s expenditures history, if any, for the program/practice. What factors contributed to the successful or underspending or under-utilization of grant funds?

<i>Response:</i>	2009-10	2010-11
Requested	\$93,052	\$23,452
Adjusted	-58,200	
Spent	\$12,751	

- If there were instances of underspending or under-utilization of prior years grant funds, describe what changes have occurred or will occur to ensure that grant funds for this program/service are maximized and effectively managed. Also, identify the measures the county will utilize in both FY 2010-11 and FY 2011-12.

Response: The Children’s Home of Reading developed and the MDTFC Program in FY2008-09, received MA approval and became operational in FY2009-10. CYF referred two (2) children to the program during FY2009-10. Those children currently remain in the program. We plan to refer at least two (2) children to the program during FY2010-11, and expect that the current two (2) will be discharged in FY2010-11. We would like to be able to expand the program to four (4) children during FY2011-12. Medical necessity will have to be established for those children, along with availability of foster homes. CYF will pay the room and board portion, \$41.00/day. The original grant request was based on an approximate

NORTHAMPTON COUNTY

room and board portion. The actual approved room and board portion is lower than was estimated.

Complete the following for each applicable year.

- Indicate and describe the target population for whom the county expects to provide these services. Describe how the target population was chosen and the internal and external factors influencing this decision. This may include age, location, type or reason for placement, whether it is county-wide, school district focused, etc.

FY 2010-11 (for counties with approved allocations or transfer/shift requests)

Response: The goal of the Multidimensional Treatment Foster Care program is to decrease problem behavior and to increase developmentally appropriate normative and prosocial behavior in children and adolescents (ages 3-17) who are in need of out-of-home placement. Children referred have mental health/behavioral problems and must meet medical necessity.

FY 2011-12 Renewing counties may reply with “same as above” unless expanding or decreasing the services, which requires further information and justification. Describe the provider’s capacity to serve additional youth.

Response: SAME AS ABOVE.

- Identify the service outcomes the county expects to achieve as a result of providing these services. Explain how service outcomes will be measured and the frequency of measurement.

FY 2010-11 (for counties with approved allocations or transfer/shift requests)

Response: Reduction in overall placement numbers, shorter lengths of stay, timelier reunification for children in placement (less than 12 months) and timelier permanency. Data is available bi-annually through the AFCARS system and as needed through the CYF data system. Provider submits annual outcomes report for this program.

FY 2011-12 Renewing counties may reply with “same as above” unless expanding or decreasing the services or revising prior outcomes, which requires further information and justification.

Response: SAME AS ABOVE.

- Describe how the program will be implemented or operated for services from the identification and referral process through program completion. Do not describe the model. Discuss the agency’s experience with the provider agency, and their Medical Assistance approval and enrollment status. Provide a timeline for any changes or new program implementation.

FY 2010-11 (for counties with approved allocations or transfer/shift requests)

Response: Multidimensional Treatment Foster Care is an MA approved service. The protocol for accessing MA funding is followed. The CYF caseworker works with the CHOR caseworker, foster parent family and child to assure that the treatment plan is being followed

NORTHAMPTON COUNTY

and to plan for discharge and aftercare. The service is approved after a CYF staffing, the caseworker makes a referral and completes a service authorization for room and board which is sent to the provider. Monthly bills are submitted and reviewed by supervisors for accuracy prior to payment.

FY 2011-12 Renewing counties may reply with “same as above” unless expanding or decreasing the services, which requires further information and justification.

Response: SAME AS ABOVE

- Clearly explain the implementation year budget of FY 2010-11. Identify and discuss how the cost of services (per diem/unit or program funded) is determined and included in the budget, and provide a brief narrative description of each budget line item. Also describe the invoicing process and any requirements between the county and provider agencies.

FY 2010-11 (for counties with approved allocations or transfer/shift requests)

Response: The implementation year budget was based on the following assumptions:

1) FY2009-10 expenditures for MDTCF for two (2) youths. The per diem unit, \$41.00/day, is the room and board portion of the per diem.

Child is evaluated by a psychiatrist; psychiatric evaluation recommends MDTCF; CAASP Meeting is held; Magellan approves and child is placed. MA pays the treatment costs, CYF pays the room and board. A contract is executed with the provider, the service is authorized by the caseworker, and monthly bills are submitted and reviewed by supervisors prior to payment.

FY 2011-12 For new funding requests or renewing counties requesting an increase or expansion of funds, clearly describe the process used to calculate the county request for funding and the rationale. Provide historical information as to the county’s successes or barriers to new program/practice implementation, including provider contracting and participation. Refer to the county timeline (requested above) as part of the rationale.

Response: Multi-Dimensional Treatment Foster Care is an MA service. A child must meet medical necessity in order to access the placement. CYF pays the room and board portion of the per diem. We would like to expand use of the program to 4 youths in FY2011-12.

4 youths x 174days (6 months) x \$41.00(per day) = \$44,936

- For FY 2011-12 Explain the potential cost savings/offsets and impact of increased use. When is it predicted that the cost savings will be realized? What type of placement will be utilized?

Response: We expect that use of these MDTCF will result in cost savings by decreasing lengths of stay for youth in placement. For instance, if children placed in Multidimensional Treatment Foster Care are returned home within 6 months of placement, this would reduce foster care costs by:

6 months MDTCF (CHOR) = R&B for 4 youths @ \$41.00/day= \$44,936

12 months CONCERN (Treatment Foster Care - ages 12-21) for 3 youths @ \$88.75/day = \$97,181. Cost savings are \$52,245.

NORTHAMPTON COUNTY

- ❑ Identify any technical assistance needs the county or provider agency has to provide effective services.

FY 2010-11 (for counties with approved allocations or transfer/shift requests)

Response: NONE

FY 2011-12 (for counties requesting funds for the first time)

Response: N/A

NORTHAMPTON COUNTY

6-3a. Evidence Based Programs: Family Group Decision Making

- Please indicate which type of request this is:

Request Type	Enter Y or N		
Renewal from 2009-10			
New implementation for 2010-11 (did not receive funds in 2009-10)			
Funded and delivered services in 2009-10 but not renewing in 2010-11			
Requesting funds for 2011-12 (new, continuing or expanding)	New	Continuing	Expanding
			X

Complete the following table if providing this service or requesting a **transfer, shift, or revision** only of funds for FY 2010-11; and/or requesting funds for FY 2011-12. Enter the total amount of state and matching local funds. (Transfer/shifting is allowable only within EBP funds. Counties may not transfer/shift from or to other SGI categories.)

Total Budget Amount	Original/Approved Allocation (Amt requested and approved)	Revision Amount Change + or -	Requested Amount (enter this amount in fiscal worksheets)
FY 2010-11	67,928	0	\$67,928
FY 2011-12			\$76,043

- Did your county request and receive approval to transfer/shift funds during FY 2009-10? If YES, will the rationale for the change remain the same for FY 2010-11? Describe, briefly that rationale for the approved change and do not respond to the next question. If NO, please respond to the following question.

Response: NO CHANGE

- Explain why the change is requested. What are the deciding factors to move from the originally requested program(s) to another(s)? Was this change discussed with the regional office?

Response: NO CHANGE

- Complete the following table for each applicable year.

	0607	0708	0809	0910	1011	1112
Target Population				CYF/JPO families	CYF/JPO families	CYF/JPO families
# of Referrals				43	45	50
# Successfully completing program				23		
Cost per year				\$66,279	\$67,928	\$76,043
Per Diem Cost/Program funded amount				CSF - \$41.20/hr. LVFT -	Same providers as 2009	Same providers as 2010

NORTHAMPTON COUNTY

				\$54.10/hr. JusticeWorks - \$59.35/hr. Methodist Services - \$56.00/hr.	Youth Advocate new provider \$56.95	
# of MA referrals				N/A	N/A	N/A
# of Non MA referrals				43	45	50
Name of provider				See below	See below	See below

Community Services Foundation, Methodist Services Community Counseling and JusticeWorks and Abraxas Lehigh Valley are providers who offered Family Group Decision-Making during FY2009-10. Youth Advocate Program will be added as an additional provider in FY2011-12. Special Grants Initiative funds are expended among all providers.

If this is a renewal of services delivered in FY 2009-10, answer the following:

- Clearly describe the program’s accomplishments or results; any challenges to implementation; and the impact on service delivery for FY 2010-11. Use data/statistics to show the impact of the program services.

Response: All providers are able to accept referrals for Family Group Decision-Making. The providers offer in-home services, as well as FGDM, therefore if a conference is needed the provider working with the family is able to take the referral and coordinate the conference in a seamlessly. This is beneficial for a coordinated effort between CYF and the provider. Providers will be asked to submit outcomes information as directed by OCYF for FY2010-11.

- What are the barriers to the realization of your program outcomes? Identify each year and describe the barrier/challenge to reaching the program outcomes for that year.

Response: NONE

- Describe the county’s expenditures history, if any, for the program/practice. What factors contributed to the successful or underspending or under-utilization of grant funds?

<i>Response:</i>	2009-10	2010-11
Requested	\$93,052	\$67,928
Spent	\$66,279	

- If there were instances of underspending or under-utilization of prior years grant funds, describe what changes have occurred or will occur to ensure that grant funds for this program/service are maximized and effectively managed. Also, identify the measures the county will utilize in both FY 2010-11 and FY 2011-12.

Response: Grant funds were slightly underspent in FY2009-10. We anticipate expending the full FY2010-11 grant (\$67,928).

Complete the following for each applicable year.

NORTHAMPTON COUNTY

- Indicate and describe the target population for whom the county expects to provide these services. Describe how the target population was chosen and the internal and external factors influencing this decision. This may include age, location, type or reason for placement, whether it is county-wide, school district focused, etc.

FY 2010-11 (for counties with approved allocations or transfer/shift requests)

Response: Family Group Decision Making is offered to all families who are receiving services from the agency so that they can be engaged in developing a plan to resolve issues that result in child abuse and/or neglect and build and strengthen family resources.

FY 2011-12 Renewing counties may reply with “same as above” unless expanding or decreasing the services, which requires further information and justification. Describe the provider’s capacity to serve additional youth.

Response: SAME AS ABOVE

- Identify the service outcomes the county expects to achieve as a result of providing these services. Explain how service outcomes will be measured and the frequency of measurement.

FY 2010-11 (for counties with approved allocations or transfer/shift requests)

Response: Reduction in overall placement numbers, shorter lengths of stay, timelier reunification for children in placement (less than 12 months) and timelier permanency. Data is available bi-annually through the AFCARS system and as needed through the CYF data system. The provider also submits an annual outcomes report that measures success based on placement prevention and case closure to CYF.

FY 2011-12 Renewing counties may reply with “same as above” unless expanding or decreasing the services or revising prior outcomes, which requires further information and justification.

Response: SAME AS ABOVE

- Describe how the program will be implemented or operated for services from the identification and referral process through program completion. Do not describe the model. Discuss the agency’s experience with the provider agency, and their Medical Assistance approval and enrollment status. Provide a timeline for any changes or new program implementation.

FY 2010-11 (for counties with approved allocations or transfer/shift requests)

Response: Family Conferences are offered to all families receiving services from the agency. If a family accepts the service, a referral is made to one (1) of six (6) providers based on availability. The caseworker completes an authorization for the service which is sent to the provider. The provider bills the agency monthly for the number of hours spent coordinating and holding the conference. Supervisors review invoices for accuracy before payment is made to the provider. FGDM is not an MA reimbursable service. One additional provider (Youth Advocate Program) has added FGDM as a service available for FY2010-11, therefore we will be able to refer additional families.

NORTHAMPTON COUNTY

FY 2011-12 Renewing counties may reply with “same as above” unless expanding or decreasing the services, which requires further information and justification.

Response: SAME AS ABOVE

- Clearly explain the implementation year budget of FY 2010-11. Identify and discuss how the cost of services (per diem/unit or program funded) is determined and included in the budget, and provide a brief narrative description of each budget line item. Also describe the invoicing process and any requirements between the county and provider agencies.

FY 2010-11 (for counties with approved allocations or transfer/shift requests)

Response: Implementation costs are based on actual costs in FY 09-10, considering the number of families served, length of service and the number we expect to serve. A contract is executed with the provider, the service is authorized by the caseworker, and monthly bills are submitted and reviewed by supervisors for accuracy prior to payment.

FY 2011-12 For new funding requests or renewing counties requesting an increase or expansion of funds, clearly describe the process used to calculate the county request for funding and the rationale. Provide historical information as to the county’s successes or barriers to new program/practice implementation, including provider contracting and participation. Refer to the county timeline (requested above) as part of the rationale.

Response: Program/practice implementation is continuing. Adolescents aging out of the child welfare system were referred for child centered conferences during FY2009-10. We intend to continue that practice during FY2010-11 which will result in an increase of approximately 9 conferences. We would like to expand the service to an additional 5 youths/families in FY2011-12.

Average cost per hour \$54.10 x 30hrs. X 5 = \$8,115

- For FY 2011-12 Explain the potential cost savings/offsets and impact of increased use. When is it predicted that the cost savings will be realized? What type of placement will be utilized?

Response: Placement prevention of 3 children for 6 months is possible if the child and family engage in the service.

Cost savings;

3 x \$72.15 (Concern-Intermediate treatment foster care 12-21) x 174 days = \$37,662.30

- Identify any technical assistance needs the county or provider agency has to provide effective services.

FY 2010-11 (for counties with approved allocations or transfer/shift requests)

Response: NONE

FY 2011-12 (for counties requesting funds for the first time)

Response: N/A

NORTHAMPTON COUNTY

6-3a. Evidence Based Programs: Family Development Credentialing

Please indicate which type of request this is:

Request Type	Enter Y or N			
Renewal from 2009-10				
New implementation for 2010-11 (did not receive funds in 2009-10)				
Funded and delivered services in 2009-10 but not renewing in 2010-11				
Requesting funds for 2011-12 (new, continuing or expanding)		New	Continuing	Expanding
				x

Complete the following table if providing this service or requesting a **transfer, shift, or revision** only of funds for FY 2010-11; and/or requesting funds for FY 2011-12. Enter the total amount of state and matching local funds. (Transfer/shifting is allowable only within EBP funds. Counties may not transfer/shift from or to other SGI categories.)

Total Budget Amount	Original/Approved Allocation (Amt requested and approved)	Revision Amount Change + or -	Requested Amount (enter this amount in fiscal worksheets)
FY 2010-11	5,695	0	5,695
FY 2011-12			\$12,220

Did your county request and receive approval to transfer/shift funds during FY 2009-10? If YES, will the rationale for the change remain the same for FY 2010-11? Describe, briefly that rationale for the approved change and do not respond to the next question. If NO, please respond to the following question.

Response:

Explain why the change is requested. What are the deciding factors to move from the originally requested program(s) to another(s)? Was this change discussed with the regional office?

Response:

Complete the following table for each applicable year.

	0607	0708	0809	0910	1011	1112
Target Population				CYF Providers	CYF Providers	CYF Providers
# of Referrals						
# Successfully completing program				8 currently attending		
Cost per year				\$5,517	\$5,695	\$12,220
Per Diem Cost/Program				\$690/worker	\$1,222/worker	\$1,222/worker

NORTHAMPTON COUNTY

funded amount						
# of MA referrals						
# of Non MA referrals						
Name of provider				*	*	*

*Staff from various provider agencies in the Lehigh Valley will be trained in Family Development Credentialing.

If this is a renewal of services delivered in FY 2009-10, answer the following:

- Clearly describe the program’s accomplishments or results; any challenges to implementation; and the impact on service delivery for FY 2010-11. Use data/statistics to show the impact of the program services.

Response: Seven (7) individuals have been trained as instructors. One (1) class has been trained in FY2009-10. Northampton County and Lehigh County share the costs of the training. Invoices indicate 8 individuals have been trained in FY2009-10. Credentialing costs have not yet been incurred.

- What are the barriers to the realization of your program outcomes? Identify each year and describe the barrier/challenge to reaching the program outcomes for that year.

Response: NONE

- Describe the county’s expenditures history, if any, for the program/practice. What factors contributed to the successful or underspending or under-utilization of grant funds?

Response:

- If there were instances of underspending or under-utilization of prior years grant funds, describe what changes have occurred or will occur to ensure that grant funds for this program/service are maximized and effectively managed. Also, identify the measures the county will utilize in both FY 2010-11 and FY 2011-12.

Response:

	2009-10	2010-11
Requested	\$32,200	\$5,695
Adjusted	\$24,000	
Spent	\$5,517	

Funds were moved from FDC through a special grants budget amendment in May, 2010. Costs were shared between Northampton and Lehigh Counties and credentialing fees have not yet been incurred. The budget is now changed to reflect a lower cost per attendee. There were no overhead, space or advertising expenses.

Complete the following for each applicable year.

- Indicate and describe the target population for whom the county expects to provide these services. Describe how the target population was chosen and the internal and external

NORTHAMPTON COUNTY

factors influencing this decision. This may include age, location, type or reason for placement, whether it is county-wide, school district focused, etc.

FY 2010-11 (for counties with approved allocations or transfer/shift requests)

Response: Family Development Credentialing trains staff of community-based social service providers and other cross system organizations to use similar principles to develop mutually respectful and culturally competent partnerships with families who may require CYF involvement. Families will become knowledgeable regarding community resources and how they are accessed to become self sufficient.

FY 2011-12 Renewing counties may reply with “same as above” unless expanding or decreasing the services, which requires further information and justification. Describe the provider’s capacity to serve additional youth.

Response: SAME AS ABOVE

- Identify the service outcomes the county expects to achieve as a result of providing these services. Explain how service outcomes will be measured and the frequency of measurement.

FY 2010-11 (for counties with approved allocations or transfer/shift requests)

Response:

- Reduction in the number CPS and GPS referrals
- Reduction in the number of reports of suspected child abuse
- Reduction in the number of substantiated cases of child abuse
- Reduction in the number of placements

FY 2011-12 Renewing counties may reply with “same as above” unless expanding or decreasing the services or revising prior outcomes, which requires further information and justification.

Response: SAME AS ABOVE

- Describe how the program will be implemented or operated for services from the identification and referral process through program completion. Do not describe the model. Discuss the agency’s experience with the provider agency, and their Medical Assistance approval and enrollment status. Provide a timeline for any changes or new program implementation.

FY 2010-11 (for counties with approved allocations or transfer/shift requests)

Response: Seven individuals have been trained as instructors. They will provide 80 hours of training for approximately 20 individuals from various community organizations. Nine (9) individuals have been trained as portfolio advisors and will assist the aforementioned individuals in the credentialing process.

FY 2011-12 Renewing counties may reply with “same as above” unless expanding or decreasing the services, which requires further information and justification.

NORTHAMPTON COUNTY

Response: SAME AS ABOVE

- Clearly explain the implementation year budget of FY 2010-11. Identify and discuss how the cost of services (per diem/unit or program funded) is determined and included in the budget, and provide a brief narrative description of each budget line item. Also describe the invoicing process and any requirements between the county and provider agencies.

FY 2010-11 (for counties with approved allocations or transfer/shift requests)

Response: Funds will be used to pay for classroom instruction (\$1,222/worker), includes class materials and credentialing fee. This amount per attendee is based on a budget reduced by in-kind donations. Costs for 2009-10 were lower than anticipated because the class is continuing, therefore, credentialing fees have not been incurred.

FY 2011-12 For new funding requests or renewing counties requesting an increase or expansion of funds, clearly describe the process used to calculate the county request for funding and the rationale. Provide historical information as to the county's successes or barriers to new program/practice implementation, including provider contracting and participation. Refer to the county timeline (requested above) as part of the rationale.

An increase in funds is requested based on the assumption that 10 individuals will be trained @ \$1,222/attendee. Classes may be held in Northampton County or shared with Lehigh County.

- *Response:* For FY 2011-12 Explain the potential cost savings/offsets and impact of increased use. When is it predicted that the cost savings will be realized? What type of placement will be utilized?

Response: Diversion of ten (10) families from the child welfare system would result in considerable savings in in-home purchased services if families receive services from community-based organizations that provide housing assistance, job training and educational opportunities.

- Identify any technical assistance needs the county or provider agency has to provide effective services.

FY 2010-11 (for counties with approved allocations or transfer/shift requests)

Response: NONE

FY 2011-12 (for counties requesting funds for the first time)

Response: NONE

NORTHAMPTON COUNTY

6-3a. Evidence Based Programs: Family Finding

- Please indicate which type of request this is:

Request Type	Enter Y or N			
Renewal from 2009-10				
New implementation for 2010-11 (did not receive funds in 2009-10)				
Funded and delivered services in 2009-10 but not renewing in 2010-11				

Complete the following table if providing this service or requesting a **transfer, shift, or revision** only of funds for FY 2010-11. Enter the total amount of state and matching local funds. (Transfer/shifting is allowable only within EBP funds. Counties may not transfer/shift from or to other SGI categories.)

Total Budget Amount	Original/Approved Allocation (Amt requested and approved)	Revision Amount Change + or -	Requested Amount (enter this amount in fiscal worksheets)
FY 2010-11			

- Did your county request and receive approval to transfer/shift funds during FY 2009-10? If YES, will the rationale for the change remain the same for FY 2010-11? Describe, briefly that rationale for the approved change and do not respond to the next question. If NO, please respond to the following question.

Response:

- Explain why the change is requested. What are the deciding factors to move from the originally requested program(s) to another(s)? Was this change discussed with the regional office?

Response:

- **Complete the following table for each applicable year.**

	0607	0708	0809	0910	1011
Target Population					
# of Referrals					
# Successfully completing program					
Cost per year					
Per Diem Cost/Program funded amount					
# of MA referrals					
# of Non MA referrals					
Name of provider					

NORTHAMPTON COUNTY

If this is a renewal of services delivered in FY 2009-10, answer the following:

- ❑ Clearly describe the program's accomplishments or results; any challenges to implementation; and the impact on service delivery for FY 2010-11. Use data/statistics to show the impact of the program services.

Response:

- ❑ What are the barriers to the realization of your program outcomes? Identify each year and describe the barrier/challenge to reaching the program outcomes for that year.

Response:

- ❑ Describe the county's expenditures history, if any, for the program/practice. What factors contributed to the successful or underspending or under-utilization of grant funds?

Response:

- ❑ If there were instances of underspending or under-utilization of prior years grant funds, describe what changes have occurred or will occur to ensure that grant funds for this program/service are maximized and effectively managed. Also, identify the measures the county will utilize in FY 2010-11.

Response:

Complete the following for each applicable year.

- ❑ Indicate and describe the target population for whom the county expects to provide these services. Describe how the target population was chosen and the internal and external factors influencing this decision. This may include age, location, type or reason for placement, whether it is county-wide, school district focused, etc.

FY 2010-11 (for counties with approved allocations or transfer/shift requests)

Response:

- ❑ Identify the service outcomes the county expects to achieve as a result of providing these services. Explain how service outcomes will be measured and the frequency of measurement.

FY 2010-11 (for counties with approved allocations or transfer/shift requests)

Response:

- ❑ Describe how the program will be implemented or operated for services from the identification and referral process through program completion. Do not describe the model. Discuss the agency's experience with the provider agency, and their Medical Assistance approval and enrollment status. Provide a timeline for any changes or new program implementation.

NORTHAMPTON COUNTY

FY 2010-11 (for counties with approved allocations or transfer/shift requests)

Response:

- Clearly explain the implementation year budget of FY 2010-11. Identify and discuss how the cost of services (per diem/unit or program funded) is determined and included in the budget, and provide a brief narrative description of each budget line item. Also describe the invoicing process and any requirements between the county and provider agencies.

FY 2010-11 (for counties with approved allocations or transfer/shift requests)

Response:

- Identify any technical assistance needs the county or provider agency has to provide effective services.

FY 2010-11 (for counties with approved allocations or transfer/shift requests)

Response:

NORTHAMPTON COUNTY

6-3a. Evidence Based Programs: High-Fidelity Wrap Around

- Please indicate which type of request this is:

Request Type	Enter Y or N			
Renewal from 2009-10				
New implementation for 2010-11 (did not receive funds in 2009-10)				
Funded and delivered services in 2009-10 but not renewing in 2010-11				
Requesting funds for 2011-12 (new, continuing or expanding)		New	Continuing	Expanding

Complete the following table if providing this service or requesting a **transfer, shift, or revision** only of funds for FY 2010-11; and/or requesting funds for FY 2011-12. Enter the total amount of state and matching local funds. (Transfer/shifting is allowable only within EBP funds. Counties may not transfer/shift from or to other SGI categories.)

Total Budget Amount	Original/Approved Allocation (Amt requested and approved)	Revision Amount Change + or -	Requested Amount (enter this amount in fiscal worksheets)
FY 2010-11			
FY 2011-12			

- Did your county request and receive approval to transfer/shift funds during FY 2009-10? If YES, will the rationale for the change remain the same for FY 2010-11? Describe, briefly that rationale for the approved change and do not respond to the next question. If NO, please respond to the following question.

Response:

- Explain why the change is requested. What are the deciding factors to move from the originally requested program(s) to another(s)? Was this change discussed with the regional office?

Response:

- **Complete the following table for each applicable year.**

	0607	0708	0809	0910	1011	1112
Target Population						
# of Referrals						
# Successfully completing program						
Cost per year						
Per Diem Cost/Program funded amount						
# of MA referrals						

NORTHAMPTON COUNTY

# of Non MA referrals						
Name of provider						

If this is a renewal of services delivered in FY 2009-10, answer the following:

- Clearly describe the program’s accomplishments or results; any challenges to implementation; and the impact on service delivery for FY 2010-11. Use data/statistics to show the impact of the program services.

Response:

- What are the barriers to the realization of your program outcomes? Identify each year and describe the barrier/challenge to reaching the program outcomes for that year.

Response:

- Describe the county’s expenditures history, if any, for the program/practice. What factors contributed to the successful or underspending or under-utilization of grant funds?

Response:

- If there were instances of underspending or under-utilization of prior years grant funds, describe what changes have occurred or will occur to ensure that grant funds for this program/service are maximized and effectively managed. Also, identify the measures the county will utilize in both FY 2010-11 and FY 2011-12.

Response:

Complete the following for each applicable year.

- Indicate and describe the target population for whom the county expects to provide these services. Describe how the target population was chosen and the internal and external factors influencing this decision. This may include age, location, type or reason for placement, whether it is county-wide, school district focused, etc.

FY 2010-11 (for counties with approved allocations or transfer/shift requests)

Response:

FY 2011-12 Renewing counties may reply with “same as above” unless expanding or decreasing the services, which requires further information and justification. Describe the provider’s capacity to serve additional youth.

Response:

- Identify the service outcomes the county expects to achieve as a result of providing these services. Explain how service outcomes will be measured and the frequency of measurement.

FY 2010-11 (for counties with approved allocations or transfer/shift requests)

NORTHAMPTON COUNTY

Response:

FY 2011-12 Renewing counties may reply with “same as above” unless expanding or decreasing the services or revising prior outcomes, which requires further information and justification.

Response:

- Describe how the program will be implemented or operated for services from the identification and referral process through program completion. Do not describe the model. Discuss the agency’s experience with the provider agency, and their Medical Assistance approval and enrollment status. Provide a timeline for any changes or new program implementation.

FY 2010-11 (for counties with approved allocations or transfer/shift requests)

Response:

FY 2011-12 Renewing counties may reply with “same as above” unless expanding or decreasing the services, which requires further information and justification.

Response:

- Clearly explain the implementation year budget of FY 2010-11. Identify and discuss how the cost of services (per diem/unit or program funded) is determined and included in the budget, and provide a brief narrative description of each budget line item. Also describe the invoicing process and any requirements between the county and provider agencies.

FY 2010-11 (for counties with approved allocations or transfer/shift requests)

Response:

FY 2011-12 For new funding requests or renewing counties requesting an increase or expansion of funds, clearly describe the process used to calculate the county request for funding and the rationale. Provide historical information as to the county’s successes or barriers to new program/practice implementation, including provider contracting and participation. Refer to the county timeline (requested above) as part of the rationale.

Response:

- For FY 2011-12 Explain the potential cost savings/offsets and impact of increased use. When is it predicted that the cost savings will be realized? What type of placement will be utilized?

Response:

- Identify any technical assistance needs the county or provider agency has to provide effective services.

FY 2010-11 (for counties with approved allocations or transfer/shift requests)

NORTHAMPTON COUNTY

Response:

FY 2011-12 (for counties requesting funds for the first time)

Response:

NORTHAMPTON COUNTY

6-3b. Pennsylvania Promising Practices

The following questions must be answered for the PaPP Initiative by counties with an approved allocation for the Implementation Year 2010-2011 and to request funds for FY 2011-2012. Refer to the Needs Based Plan and Budget Instructions, Appendix 9 for more information.

PaPP Dependent

Program Name:	
---------------	--

Request Type	Enter Y or N			
Renewal from 2009-10				
New implementation for 2010-11 (did not receive funds in 2009-10)				
Funded and delivered services in 2009-10 but not renewing in 2010-11				
Requesting funds for 2011-12 (new, continuing or expanding)	New	Continuing	Expanding	

Complete the following table if providing this service or requesting a **transfer, shift, or revision** only of funds for FY 2010-11; and/or requesting funds for FY 2011-12. Enter the total amount of state and matching local funds. (Transfer/shifting is allowable only within PaPP funds. Counties may not transfer/shift from or to other SGI categories.)

Total Budget Amount	Original/Approved Allocation (Amt requested and approved)	Revision Amount Change + or -	Requested Amount (enter this amount in fiscal worksheets)
FY 2010-11			
FY 2011-12			

- Did your county request and receive approval to transfer/shift funds during FY 2009-10? If YES, will the rationale for the change remain the same for FY 2010-11? Describe, briefly that rationale for the approved change and do not respond to the next question. If NO, please respond to the following question.

Response:

- Explain why the change is requested. What are the deciding factors to move from the originally requested program to another? Was this change discussed with the regional office?

Response:

- Complete the following table for each applicable year.

	0607	0708	0809	0910	1011	1112
--	-------------	-------------	-------------	-------------	-------------	-------------

NORTHAMPTON COUNTY

Target Population						
# of Referrals						
# Successfully completing program						
Cost per year						
Per Diem Cost/Program funded amount						
# of MA referrals						
# of Non MA referrals						
Name of provider						

If this is a renewal of services delivered in FY 2009-10, answer the following:

- Clearly describe the program’s accomplishments or results; any challenges to implementation; and the impact on service delivery for FY 2010-11. Use data/statistics to show the impact of the program services.

Response:

- What are the barriers to the realization of your program outcomes? Identify each year and describe the barrier/challenge to reaching the program outcomes for that year.

Response:

- Describe the county’s expenditures history, if any, for the program/practice. What factors contributed to the successful or underspending or under-utilization of grant funds?

Response:

- If there were instances of underspending or under-utilization of prior years grant funds, describe what changes have occurred or will occur to ensure that grant funds for this program/service are maximized and effectively managed. Also, identify the measures the county will utilize in both FY 2010-11 and FY 2011-12.

Response:

Complete the following for each applicable year.

- Indicate and describe the target population for whom the county expects to provide these services. Describe how the target population was chosen and the internal and external factors influencing this decision. This may include age, location, type or reason for placement, whether it is county-wide, school district focused, etc.

FY 2010-11 (for counties with approved allocations or transfer/shift requests)

Response:

FY 2011-12 Renewing counties may reply with “same as above” unless expanding or decreasing the services, which requires further information and justification. Describe the provider’s capacity to serve additional youth.

NORTHAMPTON COUNTY

Response:

- ❑ Identify the service outcomes the county expects to achieve as a result of providing these services. Explain how service outcomes will be measured and the frequency of measurement.

FY 2010-11 (for counties with approved allocations or transfer/shift requests)

Response:

FY 2011-12 Renewing counties may reply with “same as above” unless expanding or decreasing the services or revising prior outcomes, which requires further information and justification.

Response:

- ❑ Describe how the program will be implemented or operated for services from the identification and referral process through program completion. Discuss the agency’s experience with the provider agency. Provide a timeline for any changes or new program implementation.

FY 2010-11 (for counties with approved allocations or transfer/shift requests)

Response:

FY 2010-12 Renewing counties may reply with “same as above” unless expanding or decreasing the services, which requires further information and justification.

Response:

- ❑ Clearly explain the implementation year budget of FY 2010-11. Identify and discuss how the cost of services (per diem/unit or program funded) is determined and included in the budget, and provide a brief narrative description of each budget line item. Also describe the invoicing process and any requirements between the county and provider agencies.

FY 2010-11 (for counties with approved allocations or transfer/shift requests)

Response:

- ❑ **FY 2011-12** For new funding requests or renewing counties requesting an increase or expansion of funds, clearly describe the process used to calculate the county request for funding and the rationale. Provide historical information as to the county’s successes or barriers to new program/practice implementation, including provider contracting and participation. Refer to the county timeline (requested above) as part of the rationale.

❑

Response:

- ❑ **For FY 2011-12,** Explain the potential cost savings/offsets and impact of increased use. When is it predicted that the cost savings will be realized? What type of placement will be utilized?

NORTHAMPTON COUNTY

Response:

- Identify any technical assistance needs the county or provider agency has to provide effective services.

FY 2010-11 (for counties with approved allocations)

Response:

FY 2011-12 (for counties requesting funds for the first time)

Response:

NORTHAMPTON COUNTY

PaPP Delinquent

Program Name:	
---------------	--

Request Type	Enter Y or N		
Renewal from 2009-10			
New implementation for 2010-11 (did not receive funds in 2009-10)			
Funded and delivered services in 2009-10 but not renewing in 2010-11			
Requesting funds for 2011-12 (new, continuing or expanding)	New	Continuing	Expanding

Complete the following table if providing this service or requesting a **transfer, shift, or revision** only of funds for FY 2010-11; and/or requesting funds for FY 2011-12. Enter the total amount of state and matching local funds. (Transfer/shifting is allowable only within PaPP funds. Counties may not transfer/shift from or to other SGI categories.)

Total Budget Amount	Original/Approved Allocation (Amt requested and approved)	Revision Amount Change + or -	Requested Amount (enter this amount in fiscal worksheets)
FY 2010-11			
FY 2011-12			

- Did your county request and receive approval to transfer/shift funds during FY 2009-10? If YES, will the rationale for the change remain the same for FY 2010-11? Describe, briefly that rationale for the approved change and do not respond to the next question. If NO, please respond to the following question.

Response:

- Explain why the change is requested. What are the deciding factors to move from the originally requested program to another? Was this change discussed with the regional office?

Response:

- Complete the following table for each applicable year.**

	0607	0708	0809	0910	1011	1112
Target Population						
# of Referrals						
# Successfully completing program						
Cost per year						
Per Diem Cost/Program funded						

NORTHAMPTON COUNTY

amount						
# of MA referrals						
# of Non MA referrals						
Name of provider						

If this is a renewal of services delivered in FY 2009-10, answer the following:

- Clearly describe the program’s accomplishments or results; any challenges to implementation; and the impact on service delivery for FY 2010-11. Use data/statistics to show the impact of the program services.

Response:

- What are the barriers to the realization of your program outcomes? Identify each year and describe the barrier/challenge to reaching the program outcomes for that year.

Response:

- Describe the county’s expenditures history, if any, for the program/practice. What factors contributed to the successful or underspending or under-utilization of grant funds?

Response:

- If there were instances of underspending or under-utilization of prior years grant funds, describe what changes have occurred or will occur to ensure that grant funds for this program/service are maximized and effectively managed. Also, identify the measures the county will utilize in both FY 2010-11 and FY 2011-12.

Response:

Complete the following for each applicable year.

- Indicate and describe the target population for whom the county expects to provide these services. Describe how the target population was chosen and the internal and external factors influencing this decision. This may include age, location, type or reason for placement, whether it is county-wide, school district focused, etc.

FY 2010-11 (for counties with approved allocations or transfer/shift requests)

Response:

FY 2011-12 Renewing counties may reply with “same as above” unless expanding or decreasing the services, which requires further information and justification. Describe the provider’s capacity to serve additional youth.

Response:

- Identify the service outcomes the county expects to achieve as a result of providing these services. Explain how service outcomes will be measured and the frequency of measurement.

NORTHAMPTON COUNTY

FY 2010-11 (for counties with approved allocations or transfer/shift requests)

Response:

FY 2011-12 Renewing counties may reply with “same as above” unless expanding or decreasing the services or revising prior outcomes, which requires further information and justification.

Response:

- ❑ Describe how the program will be implemented or operated for services from the identification and referral process through program completion. Discuss the agency’s experience with the provider agency. Provide a timeline for any changes or new program implementation.

FY 2010-11 (for counties with approved allocations or transfer/shift requests)

Response:

FY 2010-12 Renewing counties may reply with “same as above” unless expanding or decreasing the services, which requires further information and justification.

Response:

- ❑ Clearly explain the implementation year budget of FY 2010-11. Identify and discuss how the cost of services (per diem/unit or program funded) is determined and included in the budget, and provide a brief narrative description of each budget line item. Also describe the invoicing process and any requirements between the county and provider agencies.

FY 2010-11 (for counties with approved allocations or transfer/shift requests)

Response:

FY 2011-12 For new funding requests or renewing counties requesting an increase or expansion of funds, clearly describe the process used to calculate the county request for funding and the rationale. Provide historical information as to the county’s successes or barriers to new program/practice implementation, including provider contracting and participation. Refer to the county timeline (requested above) as part of the rationale.

Response:

- ❑ **For FY 2011-12**, Explain the potential cost savings/offsets and impact of increased use. When is it predicted that the cost savings will be realized? What type of placement will be utilized?

Response:

- ❑ Identify any technical assistance needs the county or provider agency has to provide effective services.

NORTHAMPTON COUNTY

FY 2010-11 (for counties with approved allocations)

Response:

FY 2011-12 (for counties requesting funds for the first time)

Response:

NORTHAMPTON COUNTY

6-3c. Housing Initiative

The following questions must be answered for the Housing Initiative by counties with an approved allocation for the Implementation Year 2010-2011 and to request funds for FY 2011-2012. Refer to the Needs Based Plan and Budget Instructions, Appendix 9 for more information.

Program Name:	
---------------	--

Request Type	Enter Y or N			
Renewal from 2009-10				
New implementation for 2010-11 (did not receive funds in 2009-10)				
Funded and delivered services in 2009-10 but not renewing in 2010-11				
Requesting funds for 2011-12 (new, continuing or expanding)	New	Continuing	Expanding	

Budget	\$ amount
FY 2010-11 Approved Budget	
FY 2011-12 Budget Request	

If this is a renewal of Housing services delivered in FY 2009-10, answer the following:

- Clearly describe the program’s accomplishments or results; any challenges to implementation; and the impact on service delivery for FY 2010-11. Use data/statistics to show the impact of the program services.

Response:

- What are the barriers to the realization of your program outcomes? Identify each year and describe the barrier/challenge to reaching the program outcomes for that year.

Response:

- Describe the county’s expenditures history, if any, for the program/practice. What factors contributed to the successful or underspending or under-utilization of grant funds?

Response:

- If there were instances of underspending or under-utilization of prior years grant funds, describe what changes have occurred or will occur to ensure that grant funds for this program/service are maximized and effectively managed. Also, identify the measures the county will utilize in both FY 2010-11 and FY 2011-12.

Response:

NORTHAMPTON COUNTY

- ❑ Identify and describe the target population(s) for whom the county expects to provide these services.
- ❑ Describe the programs for dependent and delinquent youth which:
 - Prevent children from being placed, or
 - Facilitate the reunification of children with their families, or
 - Facilitate the successful transition of youth aging out, or who have aged out of placement. As of FY 2010-11, this includes all aging out youth with the exception of those who emancipate care on or after age 18, who will be funded through Appendix 8: IL Services, Room and Board.
- ❑ **FY 2010-11** (for counties with approved allocations)

Response:

FY 2011-12 Renewing counties may reply with “same as above” unless expanding or decreasing the services or revising prior outcomes, which requires further information and justification.

Response:

- ❑ Identify the service outcomes the county expects to achieve as a result of providing these services. Explain how service outcomes will be measured and the frequency of measurement.
- FY 2010-11** (for counties with approved allocations)

Response:

FY 2011-12 Renewing counties may reply with “same as above” unless expanding or decreasing the services or revising prior outcomes, which requires further information and justification.

Response:

- ❑ Describe how the program will be implemented or operated for services from the identification and referral process through program completion. Discuss the agency’s experience with the provider agency, and their Medical Assistance approval and enrollment status. Provide a timeline for any changes or new program implementation.
- FY 2010-11** (for counties with approved allocations)

❑ *Response:*

FY 2011-12 Renewing counties may reply with “same as above” unless expanding or decreasing the services, which requires further information and justification.

Response:

NORTHAMPTON COUNTY

- ❑ Clearly explain the implementation year budget of FY 2010-11. Identify and discuss how the cost of services (per diem/unit or program funded) is determined and included in the budget, and provide a brief narrative description of each budget line item. Also describe the invoicing process and any requirements between the county and provider agencies.

FY 2010-11 (for counties with approved allocations)

Response:

- ❑ **FY 2011-12** For new funding requests or renewing counties requesting an increase or expansion of funds, clearly describe the process used to calculate the county request for funding and the rationale. Provide historical information as to the county's successes or barriers to new program/practice implementation, including provider contracting and participation. Refer to the county timeline (requested above) as part of the rationale.

Response:

- ❑ **For FY 2011-12** Explain the potential cost savings/offsets and impact of increased use. When is it predicted that the cost savings will be realized? What type of placement will be utilized?


Response:

- ❑ Identify any technical assistance needs the county or provider agency has to provide effective services.

FY 2010-11 (for counties with approved allocations)

Response:

FY 2011-12 (for counties requesting funds for the first time)



NORTHAMPTON COUNTY

6-3d. Alternatives to Truancy Prevention

The following questions must be answered for the ATP Initiative by counties with an approved allocation for the Implementation Year 2010-2011 and to request funds for FY 2011-2012. Refer to the Needs Based Plan and Budget Instructions, Appendix 9 for more information.

Program Name: Truancy Intervention Program

Request Type	Enter Y or N			
New implementation for 2010-11				
Requesting funds for 2011-12 (new, continuing or expanding)		New	Continuing	Expanding
			X	

Budget	\$ amount
FY 2010-11 Approved Budget	\$98,230
FY 2011-12 Budget Request	\$100,195

Complete the following table for each applicable year.

	0607	0708	0809	0910	1011	1112
Target Population					12 -17 year old youths	12 -17 year old youths
# of Referrals						
# Successfully completing program						
Cost per year					\$98,230	\$100,195
Per Diem Cost/Program funded amount					\$98,230	\$100,195
# of MA referrals					N/A	N/A
# of Non MA referrals					N/A	N/A
Name of provider					Colonial I.U. 20	Colonial I.U. 20

Complete the following for each applicable year.

- Indicate and describe the target population for whom the county expects to provide these services. Describe how the target population was chosen and the internal and external factors influencing this decision. This may include age, location, type or reason for placement, whether it is county-wide, school district focused, etc.

FY 2010-11 (for counties with approved allocations)

Response: The target population is youths, from 7th through 12th grade (13-17 yrs.) who are truant based on the attendance thresholds established within the districts' specific attendance policy. General guidelines for intervention with a truant child are found in the Basic Education Circular titled Compulsory Attendance and Truancy Elimination Plan 24 P.S. 13-1327 (Issued 8/8/06). This program is aimed at the target population identified through the National Governors Academy project as the age group entering placement at a high rate because of behavior problems and truancy.

NORTHAMPTON COUNTY

FY 2011-12 Renewing counties may reply with “same as above” unless expanding or decreasing the services, which requires further information and justification. Describe the provider’s capacity to serve additional youth.

Response: SAME AS ABOVE

- ❑ Identify the service outcomes the county expects to achieve as a result of providing these services. Explain how service outcomes will be measured and the frequency of measurement.

FY 2010-11 (for counties with approved allocations)

Response: The expected outcomes from the various levels of intervention are as follows:

1. School attendance will improve as a result of involvement from the Truancy Specialist.
2. Referrals to Children & Youth, for truancy, will decrease.
3. The level of “school engagement” will increase.
4. The number of crimes committed by school-aged children during school hours will decrease.

FY 2011-12 Renewing counties may reply with “same as above” unless expanding or decreasing the services or revising prior outcomes, which requires further information and justification.

Response: SAME AS ABOVE

- ❑ Describe how the program will be implemented or operated for services from the identification and referral process through program completion. Discuss the agency’s experience with the provider agency. Provide a timeline for any changes or new program implementation.

FY 2010-11 (for counties with approved allocations)

Response: The Truancy Intervention Program will be implemented during the 2010-11 school year. Referrals are made by school districts in Northampton County and CYF caseworkers. The Truancy Intervention Specialist meets with the truant youth and his/her family to discuss the reasons for truancy and to develop a Truancy Elimination Plan. The specialist also attends informal or formal hearings at the magistrate level, if necessary. CYF compiles data on the program based on information received from the Truancy Intervention Program staff (two (2) specialists). This information is provided quarterly. Colonial IU20 is an approved MA provider. Eligible youths will be referred to Functional Family Therapy and Multi-systemic Therapy as needed. CYF will enter into a contract with Colonial IU20 to provide the Truancy Intervention Program. This program is not an MA eligible service.

FY 2011-12 Renewing counties may reply with “same as above” unless expanding or decreasing the services, which requires further information and justification.

Response: SAME AS ABOVE

NORTHAMPTON COUNTY

- Clearly explain the implementation year budget of FY 2010-11. Identify and discuss how the cost of services (per diem/unit or program funded) is determined and included in the budget, and provide a brief narrative description of each budget line item. Also describe the invoicing process and any requirements between the county and provider agencies.

FY 2010-11 (for counties with approved allocations or transfer/shift requests)

Response: The implementation budget is based on funding 2 Truancy Intervention Specialist positions.

FY 2011-12 For new funding requests or renewing counties requesting an increase or expansion of funds, clearly describe the process used to calculate the county request for funding and the rationale. Provide historical information as to the county's successes or barriers to new program/practice implementation, including provider contracting and participation. Refer to the county timeline (requested above) as part of the rationale.

Response: The funding request for FY2011-12 anticipates a 2% increase in program costs.

For FY 2011-12 Explain the potential cost savings/offsets and impact of increased use. When is it predicted that the cost savings will be realized? What type of placement will be utilized?

Response: Placement prevention of 3 truant youths in residential placement for six months.
Cost savings: 3 x 174 days (6 months) x \$128.75 = \$67,207

- Identify any technical assistance needs the county or provider agency has to provide effective services.

FY 2010-11 (for counties with approved allocations)

Response: NONE

FY 2011-12 (for counties requesting funds for the first time)

Response: N/A

NORTHAMPTON COUNTY

6-3d. State Reintegration Plan

The following questions must be answered for the SRP Initiative by counties requesting funds for FY 2011-2012. Once determined, enter the amount in the “10-11 SGI BDGT RQST” tab in the **Budget Excel file**.

Number of Youth	Cost per youth	\$ amount
	\$3,665	

- Describe the how the number of youth was determined.

NORTHAMPTON COUNTY

6-3e. Independent Living Service Grant

- In the table below, place an “X” for the services that will be provided by CCYA (regardless of funding source). Check as many boxes as apply.

Mark “X” in this column	Service
X	A. Needs Assessment/Case Planning
X	B. Life Skills Training
X	C. Prevention Services
	D. Education
X	Vocational Training
X	High School Support and Retention
X	Preparation for GED
X	Assistance in Obtaining Higher Education
	E. Support
X	Individual and Group Counseling
X	Stipends
X	Services for Teen Parents
X	Mentoring
	F. Employment
X	Job Placement
X	Subsidized Employment
X	G. Housing
X	H. Room and Board
X	I. Retreats/Camps
X	J. Indirect Services
X	K. Program Administration

- In the following forms, complete the form **for services marked with an “X” in the above table only**. Provide the requested information pertaining to each specific IL service to be provided by the CCYA. Please enter county information in this template. In the funds table, list the estimated requested grant amount to be used for IL services. Include the following in the estimate: staff costs to perform these services, the cost of materials and supplies and the cost to develop, implement and monitor implementation of these services.
- For each IL service **marked with an “X” in the above table**, identify the number of estimated youth who will receive services while in substitute care and the number of youth discharged from care who will continue to receive IL services (aftercare).

NORTHAMPTON COUNTY

A. Needs Assessment/Case Planning

- Complete the fund table. Refer to the IL Grant Request sheet in the Budget Excel file.

Service	Funds (\$)
Needs Assessment/Case Planning	\$31,389

- Estimate the total number of youth who will receive IL needs assessments.

	No. of Youths
In care:	45
Discharged:	25

- Provide a written description of services to be provided.

Each youth will complete an on-line Ansell Casey Life Skills Assessment with the assistance of their Life Skills Counselor. The initial assessment will be utilized in developing the individual case plan described below.

- Describe the needs assessment/case planning process.

Northampton County youth ages 16 and older who are in foster care or who are being discharged from foster care and in need of IL services will be identified and referred to the IL Program by their Northampton County Children and Youth case workers with a paper referral form. Acceptance decisions will be based on the following eligibility requirements:

- Be at least 16 years old but less than 21 years old at the beginning of the state fiscal year;
- Be in, or have been in, out-of-home placement on or after age 16;
- Have been adjudicated dependent; or
- Have been dually adjudicated dependent and delinquent; or
- Have been adjudicated delinquent with shared case management responsibility between the county children and youth agency and the juvenile probation office.

The Program Supervisor will meet with County supervisory and placement staff on a quarterly basis to ensure proper referral processes. Admission processes will be coordinated with the County IL Coordinator.

The same protocol for in-county referrals will be used to assure that all age appropriate out-of-county youth are referred. Youth placed outside of the Lehigh Valley will be contacted by phone and will be eligible for the IL Distance Program which includes assessment and planning services or referral to a local IL program. Youth and their caregivers will receive a brochure outlining basic services and will receive regular notices regarding Life Skills Groups.

Youth, family members and service providers (when appropriate) will all be involved in the assessment of the youth's strengths and needs, in the development of the child's permanency plan, and the delivery of IL services.

NORTHAMPTON COUNTY

Northampton County Children and Youth case workers will make a determination regarding the length of time youth may remain in care based on the following factors: parental and permanency resources, family stability, the needs of the child, and whether appropriate care is available to the youth at home.

All youth will be oriented to the program through an intake interview with the Life Skills Counselor (either in-person for in-County youth, or by phone for out-of-County youth) and a written program description. The equivalent of 2.5 Life Skills Counselors will be assigned to the program.

The Life Skills Counselor, foster parent, important service providers, and other interested parties will meet with the youth in a wraparound style meeting to discuss and develop the individual goal plan. The plan will include: initial service level; school, work, job training, and life skills training goals; therapeutic goals; permanency; and parenting skill goals as needed. Goal plans will be reviewed and modified on a bi-annual basis. Clients' progress will be monitored by the Life Skills Counselor throughout the quarter and reviewed by the Treatment Team as needed or at the end of six months. Goal plans will take into account each youth's ability to achieve (i.e., a higher functioning youth may have a very ambitious plan, while a lower functioning youth may have a very basic plan). For youth placed out of the area, services will be provided through the IL distance program.

All youth entering the IL Program will complete the **Ansell-Casey Life Skills Assessment IV** on-line with assistance by the IL Counselor. Counselors may also administer the Valley Youth House Life Skills Assessment to gain further insight into the youth's level of functioning. Based on the outcome of the assessments and conversations with the youth, foster parents, county caseworkers, and any other relevant individuals, an individual goal plan will be developed. The information below outlines how youth will receive services listed in the written description of IL services included in the Child Permanency Plan:

1. A copy of the written program description will be distributed to the youth, their caregiver(s) and other service providers.
2. An IL Life Skills Counselor will conduct an intake and assessment (in person or by phone, as explained above).
3. All involved parties, including youth, will be involved in the development of an Individual Goal Plan (IGP) and will also receive a copy. The IGP will include a written description of the services to be provided, the frequency of services, and the goals. The initial service level will be determined at this time. Service levels are summarized in the following chart:

NORTHAMPTON COUNTY

SERVICE	DESCRIPTION	TYPICAL APPLICATION
Intensive: approx 10 youth at any given point in time	Weekly individual contact	Primarily for youth in their last 6 months in care or their first 6 months in aftercare
Regular: approx 15 youth at any given point in time	Bi-weekly individual contact	Primarily for youth in stable home or aftercare situation
Maintenance: approx 10 youth at any given point in time	Monthly individual contact	Primarily for youth away at college or older aftercare youth
Distance: approx 15 youth at any given point in time	On-line assessment, permanency planning, plan monitoring, and phone contact and/or referral to local IL provider	Youth placed out of the greater Lehigh Valley

4. Individual and/or group life skills counseling will be provided by the Life Skills Counselor or through referral and will be identified in the Individual Goal Plan.
5. The Individual Goal Plan will be revised and update on an ongoing basis or bi-annually at a minimum, as with item 2, above.
6. Upon discharge from Foster Care, the youth will be transferred to the aftercare component of program on a voluntary basis.
7. Youth will exit the program upon completion of the IGP or upon reaching the age of 21.

The Valley Youth House Independent Living Program Supervisor will meet quarterly (at minimum) with the Northampton County Children and Youth staff to provide program information, updates, and to ensure appropriate referrals. Additionally, the Program Director will provide IL training to County staff on an annual basis.

B. Life Skills Training

- Complete the fund table. Refer to the IL Grant Request sheet in the Budget Excel file.

Service	Funds (\$)
Life Skills Training	\$43,399

- Estimate the total number of youth who will receive IL life skills training during the state fiscal year.

	No. of Youths
In care:	45
Discharged:	25

- Describe the life skills instructions available to each youth.

The subject areas to be covered in the life skills training courses include:

NORTHAMPTON COUNTY

- | | |
|---|---|
| <ul style="list-style-type: none"> <input checked="" type="checkbox"/> locating and using needed community resources (police, clergy, lawyer, insurance, dentist, banker) <input checked="" type="checkbox"/> utilizing community socialization activities (churches, recreational activities, parks, concerts, etc.) <input checked="" type="checkbox"/> obtaining personal identification <input checked="" type="checkbox"/> time management <input checked="" type="checkbox"/> human sexuality <input checked="" type="checkbox"/> money management (budgeting- banking) | <ul style="list-style-type: none"> <input checked="" type="checkbox"/> shopping <input checked="" type="checkbox"/> work attitudes including worker responsibilities and proper dress <input checked="" type="checkbox"/> transportation <input checked="" type="checkbox"/> consumer/shopping skills <input checked="" type="checkbox"/> health care <input checked="" type="checkbox"/> locating housing <input checked="" type="checkbox"/> insurance (auto, health, etc.) <input checked="" type="checkbox"/> nutrition <input checked="" type="checkbox"/> obtaining, and maintaining a residence, including locating a residence, negotiating a lease, home management skills (i.e. food prep, laundry, cleaning, living cooperatively, basic maintenance, simple repairs, problem solving). |
|---|---|

Soft skills will also be taught, including:

- | | |
|---|--|
| <ul style="list-style-type: none"> <input checked="" type="checkbox"/> decision making <input checked="" type="checkbox"/> self-esteem <input checked="" type="checkbox"/> negotiation skills <input checked="" type="checkbox"/> impulse control <input checked="" type="checkbox"/> assertiveness <input checked="" type="checkbox"/> peer interactions | <ul style="list-style-type: none"> <input checked="" type="checkbox"/> conflict resolution <input checked="" type="checkbox"/> coping strategies <input checked="" type="checkbox"/> managing stress <input checked="" type="checkbox"/> anger management <input checked="" type="checkbox"/> problem solving <input checked="" type="checkbox"/> communication skills |
|---|--|
- Life skills groups are experiential as well as didactic. Job interview skills are practiced through mock interviews.

The Life Skills Counselor will administer the Ansell Casey IV on-line assessment at entry, at discharge from care, and at discharge from aftercare in order to determine life skills performance levels. Pre- and post-status regarding housing, education and employment will be tracked for each youth. Improved status is an indicator of increased life skills mastery.

C. Prevention

- Complete the fund table. Refer to the IL Grant Request sheet in the Budget Excel file.

Service	Funds (\$)
Prevention	\$36,848

- Estimate the total number of youth who will receive prevention services.

	No. of Youths
In care:	40
Discharged:	10

- Estimate the total number of youth who will receive routine dental/health.

NORTHAMPTON COUNTY

Dental/Health	
	No. of Youths
In care:	40
Discharged:	10

- Estimate the total number of youth who will receive drug abuse prevention.

Drug Abuse Prevention	
	No. of Youths
In care:	40
Discharged:	10

- Estimate the total number of youth who will receive tobacco avoidance/substance prevention.

Tobacco/Substance	
	No. of Youths
In care:	40
Discharged:	10

- Estimate the total number of youth who will receive safe sex/pregnancy prevention.

Safe Sex/Pregnancy	
	No. of Youths
In care:	40
Discharged:	10

- Include additional narrative describing the prevention services available to youth, if necessary.

The aforementioned preventive health services will be provided primarily in group settings, with each course scheduled several times to accommodate 15 youth per session. Two courses will be offered each year. Individual preventive services will also be provided anytime, as needed, and may include specific referral.

Planned Parenthood will provide the pregnancy prevention education (free of charge). The Valley Youth House Prevention and Intervention Services group will provide the alcohol, smoking and substance abuse program (at no cost to this grant).

D. Education

- Complete the fund table. Refer to the IL Grant Request sheet in the Budget Excel file.

NORTHAMPTON COUNTY

Service	Funds (\$)
Vocational	\$6,824
High School Support and Retention	\$10,918
GED	\$6,824
Assistance in Obtaining Higher Education	\$9,553
Education and Training Grant (ETG) Provision and Retention	
Total	\$34,119

- Estimate the total number of youth who will receive educational training.

	No. of Youths
In care:	40
Discharged:	15

- Estimate the total number of youth who will receive vocational training.

Vocational	
	No. of Youths
In care:	15
Discharged:	5

- Estimate the total number of youth who will receive high school support and retention services.

High School	
	No. of Youths
In care:	37
Discharged:	10

- Estimate the total number of youth who will receive GED services.

GED	
	No. of Youths
In care:	8
Discharged:	10

- Estimate the total number of youth who will receive assistance in obtaining higher education.

Higher Education	
	No. of Youths
In care:	20
Discharged:	10

- Estimate the total number of youth who will receive ETG information and assistance in the application process.

NORTHAMPTON COUNTY

ETG	
	No. of Youths
In care:	20
Discharged:	10

- Include additional narrative describing the education services available to youth, if necessary.

All youth will be counseled to continue education until high school graduation is achieved. Individual educational goals (such as improved study skills and tutoring services) will be outlined in each participant’s individual goal plan. Counseling will be provided by the Life Skills Counselors. Referrals to school guidance counselors and after school academic programs will also be made. Additionally, IL Staff will attend IEP meetings with youth, provide counseling related to behavioral issues or peer relations, and make referrals for more intensive therapy (through other Valley Youth House programs). Aftercare youth will receive assistance in getting re-enrolled in school. The program will provide fees or waivers for SAT, ACT, and PSAT testing, as well as application fees, dormitory deposits, and other applicable registration fees for college application. Tutoring and mentoring will also be provided on a limited basis by volunteers. The need for support and retention services will first be identified during the development of the participant’s Individual Goal Plan, and will be monitored through their progress in achieving educational goals in their plan, and through individual counseling sessions.

Most assistance in the area of obtaining higher education will be provided in planning and other logistical assistance, rather than cash assistance. However, some financial aid will be provided for application fees, entrance fees, SAT fees, etc. (Application fees for state schools are waived.) All eligible youth will be assisted in completing the Chafee Education Training Voucher (ETV) application. This grant provides up to \$5,000 per year to former substitute care youth.

Life Skills Counselors will make referrals to SAT preparation course and provide preparation guidebooks. Counselors will assist in setting up and accompanying youth on college tours, completing applications (for admission as well as financial aid), and will provide workshops in preparing for college. Youth will also be directed to the University of Pittsburgh’s *Foster Care Youth Guide to Financial Aid*. Current IL youth have and are attending a number of local colleges and universities with support from Valley Youth House: Arcadia, Bloomsburg, Kutztown, Moravian, Northampton County Community College and Stroudsburg, to name a few.

Youth deemed to be at risk of dropping out (those two or more years behind) will be counseled around the feasibility of pursuing a GED. Ultimately, youth will make the decision regarding staying in high school or entering GRD preparation. For in care youth, Northampton County Children and Youth staff as well as the court will provide final approval for youth to enter a GED program.

Youth assessed to be in need of vocational assistance or training will be referred to the Office of Vocational Rehabilitation (OVR) or CareerLink. OVR will provide employment counseling and support as well as job training, and has been particularly helpful with learning disabled youth in the past. CareerLink provides skills assessment, resume writing, interview preparation, and “welfare-to-work” programs. Northampton County IL participants have been especially successful with the CareerLink Nursing Assistant training. The PSU

NORTHAMPTON COUNTY

Cooperative Extension offers a career development training. During 08-09 several program participants completed the program and were placed in jobs earning \$12 to \$14 per hour. Valley Youth House Life Skills Counselors will also provide assistance and support for youth preparing for interviews and developing job readiness skills (such as proper dress, timeliness, appropriate behavior on the job, etc.)

E. Supportive Services

- Complete the fund table. Refer to the IL Grant Request sheet in the Budget Excel file. **Do not report costs associated with SWAN units of service within this grant.**

Service	Funds (\$)
Individual and/or Group Counseling	\$17,698
Stipends	\$6,814
Services for Teen Parents	\$3,385
Mentoring	\$14,956
Total	\$42,853

- Estimate the total number of youth who will receive supportive services.

	No. of Youths
In care:	45
Discharged:	25

- Estimate the total number of youth who will receive individual and/or group counseling.

Counseling	
	No. of Youths
In care:	45
Discharged:	25

- Estimate the total number of youth who will receive stipends.

Stipends	
	No. of Youths
In care:	25
Discharged:	15

- Estimate the total number of youth who will receive services for teen parents.

Services for Teen Parents	
	No. of Youths
In care:	10
Discharged:	8

- Estimate the total number of youth who will receive mentoring services.

NORTHAMPTON COUNTY

Mentoring Services	
	No. of Youths
In care:	7
Discharged:	2

- ❑ Estimate the number of youth who the county will refer to the SWAN prime contractor for the following services related to permanent connections.

SWAN	
	No. of Youths
Child Profile:	8
Child Preparation:	8
Child Specific Recruitment:	5

- ❑ Include additional narrative describing the support services available to youth, if necessary.

All youth participating in the IL program will receive individual and group counseling to address interpersonal issues. The frequency of sessions will be determined by client need. The counseling will routinely be integrated in the delivery of other IL services. Emphasis will be placed on those issues that impede progress toward independence. For in-area youth, counseling will be provided by Independent Living staff, while out-of-area youth may be referred for counseling at appropriate resources in their area through the IL distance program. Phone counseling may also be provided by staff. The minimum amount of counseling that each youth will receive per week is .25-.5 hours of individual counseling, and .25 hours of group counseling.

Mentoring services will be provided through two methods. First, up to four youth at a time will be referred to the Valley Youth House mentoring program. Second, mentors will be recruited and selected to provide informal mentoring to program youth and assist in conducting IL groups.

F. Employment

- ❑ Complete the fund table. Refer to the IL Grant Request sheet in the Budget Excel file.

Service	Funds (\$)
Job Placement	\$21,017
Subsidized Employment	0
Total	\$21,017

- ❑ Estimate the total number of youth who will receive employment services.

	No. of Youths
In care:	35
Discharged:	15

- ❑ Estimate the total number of youth who will receive job placement services.

NORTHAMPTON COUNTY

Job Placement	
	No. of Youths
In care:	35
Discharged:	15

- ❑ Estimate the total number of youth who will receive subsidized employment services.

Subsidized Employment	
	No. of Youths
In care:	10
Discharged:	5

- ❑ Mark with an “X” the types of subsidized employment services which will be offered, and whether the subsidy will be full or partial.

Subsidy Type	Offered	Full	Partial
Summer Employment			X
Agency Operated Only			
Tax Credits			
Other (describe:)			

- ❑ Include additional narrative describing the employment services available to youth, if necessary.

Whether or not each youth has a job will be noted as part of both the intake and exit assessments. Individual needs will be identified in the youth’s Individual Goal Plan, which will also reflect the date job attainment goals are met. Each youth’s participation in job placement services will be documented in the client file. All statistics tracking employment outcomes will also be recorded by the Program Supervisor in the monthly Program Statistical Report.

Valley Youth House IL Counselors will provide assistance in writing resumes, preparing for job interviews (to include conducting mock interviews and how to dress and comport oneself) and will make referrals on the basis of each youth’s IGP.

Subsidized employment will be provided by OVR, CareerLink, and the PSU cooperative extension. OVR conducts job coaching and CareerLink and PSU conduct job training and placement services with special needs youth and youth requiring intensive services.

G. Housing

- ❑ Complete the fund table. Refer to the IL Grant Request sheet in the Budget Excel file.

Service	Funds (\$)
Housing	\$13,648

- ❑ Estimate the total number of youth who will receive assistance in locating permanent housing.

NORTHAMPTON COUNTY

	No. of Youths
In care:	20
Discharged:	18

- ❑ Mark with an “X” the types of assistance which will be offered.

Assistance Type	Offered
Referral to public housing agency	X
Interview preparation	X
Application assistance	X
Accompany on inspection	X
Use local realtors as a housing resource	X
Other (describe:)	

- ❑ Include additional narrative describing the housing services available to youth, if necessary.

Permanent housing goals for each youth will be noted in the IGP, which will also include an indication of how the services will be delivered. The IGP will also reflect the date goals are met. The process of providing permanent housing services will be documented in the case file. All statistics tracking housing outcomes will also be recorded by the Program Supervisor in the monthly Program Statistical Log.

Northampton County Children and Youth will refer appropriate youth to the Valley Youth House SIL program, Realistic Environment for Adolescent Living Program (REAL), the Valley Youth House Supportive Housing Program, the Valley Youth House Transitional Living Program, the Valley Youth House Mom/baby IL Program, or another SIL/TL provider, and will be entered into the appropriate program after screening and review.

Youth referred to the Valley Youth House REAL/SIL/TLP programs will be eligible to receive all identified Chafee grant services. Chafee grant funds are not used to cover any costs related to SIL placement.

The Life Skills Counselor will prepare youth to complete housing applications, to be interviewed by landlords, accompany youth to inspect housing, and link youth to realtors.

Homeless youth who were formerly dependent will be referred to the Valley Youth House Supportive Housing Program, TLP program, or Mom/baby program.

H. Room & Board

- ❑ Complete the fund table. Refer to the IL Grant Request sheet in the Budget Excel file.

Service	Funds (\$)
Room & Board	\$10,645

- ❑ If the agency **does not** provide youth with room and board, describe what services are used to meet housing needs.

NORTHAMPTON COUNTY

- ❑ If the agency **does** provide youth with room and board, estimate the number of youth who will receive assistance with room and board.

	No. of Youths
In care:	0
Discharged:	12

- ❑ If the agency **does** provide youth with room and board, describe the frequency of staff contact with youth accessing these services.

Counseling staff will meet with youth on a weekly or as needed basis. Actual service hours will be determined based on client need.

- ❑ If the agency **does** provide youth with room and board, describe the period of time that youth can access the service, by type of assistance offered and whether a “step-down” approach will be used.

Temporary - Room & Board assistance up to 30 days. Temporary services will be targeted for youth transitioning from foster care to a college or vocational setting.
Emergency - Offered for up to 10 days. Emergency housing needs will be met by referral to other housing programs, such as the Valley Youth House shelter (for youth under 18 years old) or the Third Street Alliance in Easton, or with cash assistance for short-term hotel stays.

A “step-down” approach will be used, meaning that support decreases over time as the youth develops independence.

Success will be evaluated by the Outclient Supervisor and will vary based on type of service provided as outlined below:

Temporary – Youth returns to permanent housing after temporary services are concluded.

Emergency – The percentage of clients who move to stable housing after receiving emergency assistance.

I. Retreats/Camps

- ❑ Complete the fund table. Refer to the IL Grant Request sheet in the Budget Excel file.

Service	Funds (\$)
Retreats/Camps	\$8,189

- ❑ Estimate the total number of youth who will participate in retreats/camps/YAB.

	No. of Youths
In care:	14
Discharged:	5

NORTHAMPTON COUNTY

- ❑ Include additional narrative describing the retreat/camps services available to youth, if necessary.

Youth will participate in the annual IL Youth Retreat organized by The Youth Retreat Steering Committee.

Additional program retreats will be organized by Valley Youth House staff including a Young Woman’s Leadership Development retreat.

Program retreats will be open to all participants, but youth who are nearing program completion and who will not have the opportunity to attend future retreats will be given priority. The youth’s ability to utilize and benefit from the retreat will also be considered.

Additional program retreats and camps will be conducted at the agency’s Camp Fowler, where facilities include: a two-story 3,000 sq. ft. lodge with a commercial kitchen, large dining area (accommodating 150 people), and dormitory space for 20; seven cabins (each accommodating 12 people); two pavilions; a variety of sports fields; a ropes course; a handicapped accessible swimming pool; and an 18-hole disc golf course. An outdoor stage surrounded by a 100-seat amphitheater is also located on the grounds.

J. Indirect Services

- ❑ Complete the fund table. Refer to the IL Grant Request sheet in the Budget Excel file.

Service	Funds (\$)
Indirect Services	\$10,372

- ❑ Mark with an “X” the indirect services that are provided. Mark all that apply.

Indirect Service Type	Offered
Staff Training	X
Foster/Adoptive Parent Training	X
Community Outreach and Educational Efforts	X
Interagency coordination to support IL activities and services at the local level	X
Resource development/purchase	X
System change efforts	X
Other (describe:)	

- ❑ Briefly explain the indirect services provided by the county.

Staff Training – Each staff member (2.5 FTE Life Skills Counselors, .5 FTE Supervisor, .1 FTE Secretary and .05 FTE Program Director) are allotted \$900 and 4 days off per two years for professional training offered outside Valley Youth House. Staff are encouraged to attend IL conferences or training as they are available, and also attend non-IL training relevant to working with troubled teens. Internal training is also offered on a regular basis and all staff is encouraged to attend.

NORTHAMPTON COUNTY

Foster/Adoptive Parent Training – The Program Director and program youth will conduct various foster parent trainings through the State IL Youth Advisory Board with a goal of improving participants’ knowledge of IL services.

Community Education – The Program Director/AAI Supervisor and Program Staff will conduct public speaking engagements throughout the year to provide information and promote an awareness of Independent Living issues. Program youth are encouraged to participate at community speaking events. Recent speaking engagements have included Northampton County Children and Youth and several local foster care agencies.

Interagency Coordination – The Program Director and AAI Supervisor attend regional IL coordinator meetings as scheduled. Coordinator meetings offer opportunities for information sharing as well as for networking.

Resource Development/Purchase – Resources include annual subscriptions to “Daily Living” and “Getting Ready.” Prior to the beginning of the program year, new interagency group life-skill development resources will be developed.

System Change Effort – IL staff are involved in making presentations to foster parents, social workers and government officials (among others) with the purpose of educating the public and advocating on behalf of IL youth. Youth are also encouraged and assisted in advocating for themselves.

K. Program Administration

- Complete the fund table. Refer to the IL Grant Request sheet in the Budget Excel file.

Service	Funds (\$)
Program Administration	\$20,471

- Mark with an “X” the program administration costs associated with providing IL services. Mark all that apply.

Indirect Service Type	Offered
Staff providing direct services	X
Program and fiscal reporting costs	X
Postage	X
Space	X
Supplies	X
IL related travel (includes staff travel for Youth Advisory Board events)	X
IL program supervision	X
Equipment	X
Other (describe: indirect agency costs 2%)	X

- Explain the administrative costs of providing IL services and the drivers of these costs.

Program Reporting – includes completing and submitting IL PILOTS program entry, completion, and follow-up forms to the University of Pittsburgh.

NORTHAMPTON COUNTY

Fiscal Reporting – includes financial administration of grant funds, including draw downs, bookkeeping, and payroll.

IL Program Supervision – includes scheduled weekly supervision of IL Life Skills Counselors as well as unscheduled direction and general program oversight on an as-needed basis.

Equipment – allows for purchase of small furniture and equipment.

Supplies – includes costs of office supplies, building & grounds supplies, medical supplies, recreational and craft supplies, group supplies, food, and school supplies.

Space – includes costs of office rental, fair market value rent of supervised independent living sites, utilities, building & grounds maintenance, and property insurance.

Communications/postage – includes telephone costs, data communications, postage & shipping, and outside printing expenses.

IL Related Travel – includes travel to other agency offices or foster homes to conduct initial intake interviews and travel to and from IL coordinator meetings.

Other – 2% of indirect agency costs

NORTHAMPTON COUNTY

6-4. Accurint Search Tool

The following information must be provided for the Accurint Search Tool for the Implementation Year 2010-11 and to request and justify the number of users needed for FY 2011-12.

Column Instructions

Column 1

Provide the number of Accurint users that your county was allotted in FY 2009-10. If you do not know the number of users your county was allotted, please contact the DPW/OCYF Accurint Manager listed in Appendix 8.

Column 2

Provide the number of Accurint users that your county was allotted in the tentative or final allocations for July 1, 2010 by DPW/OCYF. If the final FY 2010-11 allocations have not been provided by the submission deadline, counties should not create more user ID's than originally assigned in FY 2009-10. If you do not know the number of tentative or final users your county was allocated, please contact the DPW/OCYF Accurint Manager.

Column 3

Provide the number of additional Accurint users your county needs for FY 2011-12. Before requesting additional users, counties should analyze their current usage. Justification for additional users must include the following:

- The type of staff selected to use Accurint and the reasons why. Examples of the types of staff may include County Administrator, LSI paralegal, supervisor, JPO, etc.
- The average monthly number of users who did searches in FY 2009-10.
- The average monthly number of searches completed by users in FY 2009-10.
- The total number of searches completed by your county for FY 2009-10.

For assistance with an analysis of your county's usage, contact the DPW/OCYF Accurint Manager.

Column 4

Provide the total number of Accurint users your county would like for FY 2011-12. This number is calculated by adding columns 2 and 3 together.

Column 1	Column 2	Column 3	Column 4
Number of users assigned by DPW for FY 2009-10	Number of users assigned by DPW for FY 2010-11	Number of additional users requested for FY 2011-12	Total number of users requested for FY 2011-12
7	7	0	7

Provide Justification for Column 2:

We were assigned 7 users at the beginning of Family Finding Implementation. Users are assigned to various units in the agency to assist caseworkers in locating resources for children.

Provide Justification for Column 3:

We have 7 users that currently meet our needs. We do not anticipate requiring additional users in FY2011-12.

NORTHAMPTON COUNTY

6-5 Information Technology

Submit a detailed description of the county's current Information Technology Plan. The description should provide answers to the following questions and should include what the county is doing in FY 2010-2011 and planning for FY 2011-2012

1. Does the county currently have an automated case management system that is sustainable?
 - a. If yes, describe the system and its functionality.
 - b. If no, describe how the county plans to transfer an already existing case management system from another county.
2. How does the county's current system or transfer system align with the goals of the Statewide Child Welfare Information System Strategic Plan (Statewide Plan)?
 - a. Interoperability – The system uses technology that is web-based and allows the efficient and secure exchange of information with other systems or components.
 - b. Real-Time Information – The system is accessible to all workers, allows the direct input of real time information and will be capable of exchanging real time information with a statewide database. Information is not first tracked on paper and then entered into the system by data entry staff.
 - c. Standardized Data – the system accurately collects and reports data associated with federal and state reporting, such as AFCARS; and can be enhanced to exchange data with a statewide database using a standard data schema.
 - d. Case Management System – the system is a true case management system that is used by all caseworkers and supervisors to manage day to day caseload activities. The system adequately supports the following functional areas: Case Management (Intake/Investigation, In-Home Services, Placement Services, Adoption, etc.); Eligibility; and Resource/Provider Management.
 - e. The system is compliant with DPW and/or Commonwealth Enterprise Standards and the system software code is public domain.
3. How does the county's current system or transfer system support other critical business areas such as Financial Management and Administrative Functions?
4. How does the county's current system or transfer system support the evaluation of child welfare outcomes in the areas of child safety, permanency and well-being?
5. How does the county plan support the reuse of existing IT assets?

If the county is requesting funding for ongoing or new development in their FY 2011-2012 ITG, the county must provide the following information.

1. Business Need - describe the business need for the ongoing or new development;
2. High Level Requirements – provide a description of the high level business and technical requirements;
3. Project Cost Proposal – provide the total costs for the development as well as the total estimated project costs if the development is part of a larger project; and
4. Cost/Benefit Analysis – provide a cost/benefit analysis that demonstrates the ongoing or new development provides a better return on investment than transfer of an already existing system or component.

DETAILED DESCRIPTION FOLLOWS:

NORTHAMPTON COUNTY

Northampton County uses an Integrated Case Management System for its Department of Human Services Case Management System. All HS Divisions utilize the system. The following functions are performed by the System:

- Search: the System permits searches by ClientID, Address, Name, Date of Birth, SS#, FamilyID, Family Name, Telephone #, and DPWCIS #.
- Intake: Once a client/family is referred to the County, the Client/Family is entered into the System. The Client/Family may then be admitted to one or more of the HS Divisions.
- Reminders: When a caseworker first logs into the System each morning, the System displays a list of tasks that must be performed by the worker. Most of these tasks are automatically prepared by the System, but the workers may also send reminders to each other.
- Authorizations for Service: Services are chosen for a client and an Authorization for Service is printed and sent to the Provider.
- Services Provided: Invoices from the Provider are used to enter services performed into the system. The System automatically monitors units billed vs. units authorized. The System will not allow payment without an authorization for service.
- Placement/Removals: Client Placements and Removals are entered and maintained by the System. Home data is also maintained and monitored.
- Funding Sources (Eligibility) are entered and maintained by the System.
- Adoptions: Client Adoptions are entered and maintained by the System.
- Provider Contracts: Provider Contracts are entered into the System annually. Authorizations for Services and Client Invoices are summarized and can be tracked back to the contracts.
- Case Plans: Client Case Plans are entered and maintained within the System.
- Documents: Documents are scanned into the system and can be displayed as needed.
- Forms Generation: Master Forms can be created and maintained. Real time data can then be added to the form and printed by the System.
- Notes: Notes can be entered and maintained for a Client/Family. Notes can be public or private.
- Security – Limits functionality and access at the user level.
- We own our source code and therefore we do not have any annual maintenance fees; however we do contract with a consultant vendor for programming time when modifications are needed.

The System operates in real time mode and is available 24 hours per day. Caseworkers can enter data directly into the System but Batch mode is also supported.

The System is not web based but caseworkers can access the System from any site which has an Internet connection through the use of Netilla Software.

The System currently interfaces with State Systems through batch mode but the System uses an MS SQL database and could be enhanced to allow real time exchange of data with a statewide database.

The System prepares Federal/State reports with minimal user interface.

Northampton County has completed the functionality necessary for the Master Client Index (MCI). The System already has an MCI field in our database and we are awaiting further instructions for mapping our reporting structures.

Our system has the functionality to identify youths for the National Youths in Transition (NYTD) program.

We currently utilize the interim Lotus Approach solution for AFCARS but we are planning a migration to our Case Management System in 2011.

Section 7: Required & Additional Language

7-1. Assurances

The following pages include assurance forms to be completed by counties. These forms are included:

- Assurance of Compliance/Participation
- Documentation of Participation by the Judiciary
- Assurance of Financial Commitment and Participation

The following forms must be signed and submitted in hard copy to:

Mr. Cliff Crowe
Office of Children, Youth and Families
Health and Welfare Building Annex
Seventh and Forster Streets
P.O. Box 2675
Harrisburg, Pennsylvania 17105-2675

and

Mr. James Anderson, Executive Director
Juvenile Court Judges' Commission
401 Finance Building
Harrisburg, Pennsylvania 17102-0018

**ASSURANCE OF COMPLIANCE/PARTICIPATION FORM
DOCUMENTATION OF PARTICIPATION BY THE JUVENILE COURT**

The Assurance of Compliance/Participation Form

The Assurance of Compliance/Review Form provided in this bulletin must be signed by the County Executive or a majority of the County Commissioners, the Juvenile Court Judge(s) or his/her designee, the County Human Services Director, the County Children and Youth Administrator, and the County Chief Juvenile Probation Officer and submitted with the FY2011-2012 Needs Based Plan and Budget submission.

The Assurance of Compliance/Review Form has two signatory pages. The first page is for the County Human Services Director, the County Children and Youth Administrator, the County Chief Juvenile Probation Officer and the Juvenile Court Judge(s) or his/her designee. This page must be submitted at the time of the county's implementation plan and needs based plan submissions. The second page is for the signatures of the County Executive or a majority of the County Commissioners. This page must be submitted at the time of the county's financial budget submission and must contain the financial commitment of the county.

COUNTY: Northampton

These assurances are applicable as indicated below.

Fiscal Year 2011 - 2012 Children and Youth Needs Based Plan and Budget Estimate and/or the
 Fiscal Year 2010 - 2011 Children and Youth Implementation Plan

Note: A separate, signed Assurance of Compliance/Participation form must accompany the Children and Youth Implementation Plan and the Needs Based Plan and Budget when they are submitted separately. This Assurance of Compliance/Participation form cannot be modified or altered in any manner or the Children and Youth Implementation Plan and the Needs Based Plan and Budget will not be accepted.

COMMON ASSURANCES

I/We hereby expressly, and as a condition precedent to the receipt of state and federal funds, assure that in compliance with Title VI of the Civil Rights Act of 1964; Section 504 of the Federal Rehabilitation Act of 1973; the Age Discrimination Act of 1975; the Americans with Disabilities Act of 1990; the Pennsylvania Human Relations Act of 1955, as amended, and 16 PA Code, Chapter 49 (Contract Compliance Regulations):

1. I/We do not and will not discriminate against any person because of race, color, religious creed, ancestry, national origin, age, sex, sexual orientation or disability:
 - a. in providing services or employment, or in our relationship with other providers;
 - b. in providing access to services and employment for handicapped individuals.
2. I/We will comply with all regulations promulgated to enforce the statutory provisions against discrimination.

I/We assure that these documents shall constitute the agreement required by Title IV-E of the Social Security Act 42 U.S.C. § 672 (a)(2) for foster care maintenance and adoption assistance payments.

I/We assure:

- the County Children and Youth Agency and Juvenile Probation Office has the responsibility for placement and care of the children for whom Title IV-E foster care maintenance and adoption assistance payments are claimed;
- the County Children and Youth Agency/Juvenile Probation Office will provide each child all of the statutory and regulatory protections required under the Title IV-E agency, including permanency hearings, case plans etc.;
- the agreement between the Office of Children, Youth and Families and the County Children and Youth Agency/Juvenile Probation Office shall be binding on both parties; and
- the State Title IV-E agency shall have access to case records, reports or other informational materials that may be needed to monitor Title IV-E compliance.

I/We understand that any Administration for Children and Families (ACF) disallowance incurred as a result of county noncompliance with Title IV-E foster care maintenance, adoption assistance or Title IV-E administrative claim requirements will be the responsibility of the county.

I/We assure that all information herein is true to the best of my/our knowledge and belief, based on my/our thorough review of the information submitted.

EXECUTIVE ASSURANCES

In addition to the Common Assurances,

I/We assure that I/we have participated in the development of the Plan, are in agreement with the Plan as submitted and that all mandated services if funded by the Plan will be delivered.

I/We assure that these Plans comply with the "Planning and Financial Reimbursement Requirements for County Children and Youth Social Services Programs" as found in 55 PA Code Chapter 3140.

I/We assure that, when approved by the Department of Public Welfare, the attached Children and Youth Implementation Plan and Needs Based Plan and Budget, including any new initiatives, additional staff and/or increased services and special grants that are approved, shall be the basis for administration of public child welfare services for all children in need under Article VII of the Public Welfare Code, 62 P.S. § 701 et seq., as amended.

I/We assure that, where possible, the county will cooperate with state efforts to maximize the use of federal funds for the services in this Plan.

I/We assure that all contracts for the provision of services addressed herein will require the providers to comply with the Chapter 49 provisions (contract compliance regulations).

I/We assure that expenditure of funds shall be in accordance with these Plans and estimates and Department of Public Welfare regulations.

I/We assure that services required by 55 PA code 3130.34 through 3130.38 will be made available as required by 55 PA code 3140.17 (b)(2);

I/We assure that the capacity of both the county and the providers has been assessed and it is my/our judgment that it will be adequate to implement the Plan as presented;

I/We assure all Title IV-E foster care maintenance and adoption assistance payment eligibility requirements are met for the specified children, not merely addressed by the agreement;

I/We assure that the County Children and Youth Advisory Committee has participated in the development of this Plan and has reviewed the Plan as submitted; and

I/We assure that representatives of the community, providers and consumers have been given the opportunity to participate in the development of this Plan; and

I/We assure that the county programs that affect children (e.g., Mental Health, Mental Retardation, and Drug and Alcohol) have participated in the development and review of this Plan.

I/We understand that the accompanying budget projections are based on estimates and that the amounts may change when the state budget is adopted and final allocations are made.

I/We understand that substantial changes to the Plans subsequent to Departmental approval must be submitted to the Regional Office of Children, Youth and Families for approval.

NEW ASSUARANCE in FY 2011-2012 NBB Bulletin

I/We assure that all new Guardians Ad Litem have/will complete the pre-service training prior to being appointed to represent a child. If the GAL has not completed the pre-service training, costs incurred for representation of children by this GAL will not be claimed.

COUNTY ASSURANCE OF FINACIAL COMMITMENT AND PARTICIPATION

THE SIGNATURES OF THESE COUNTY OFFICIALS REPRESENTS AN ACKNOWLEDGEMENT OF COUNTY COMMITMENT TO ADHERE TO THE COMMON AND EXECUTIVE ASSURANCES CONTAINED IN THE PRECEEDING PARAGRAPHS AS WELL AS COUNTY COMMITMENT TO PROVIDE THE LOCAL FUNDS SPECIFIED IN THE PLAN AS NECESSARY TO OBTAIN THE MATCHING STATE AND FEDERAL FUNDS BASED ON THE COUNTY'S PROPOSAL. THE LOCAL FUND COMMITMENT AS PROVIDED IN THE COUNTY'S PROPOSAL TOTAL

\$ _____.

Signature(s)

County Executive/Mayor

John Stoffa _____ Name	_____ Signature	_____ Date
---------------------------	--------------------	---------------

County Commissioners

_____ Name	_____ Signature	_____ Date
---------------	--------------------	---------------

_____ Name	_____ Signature	_____ Date
---------------	--------------------	---------------

_____ Name	_____ Signature	_____ Date
---------------	--------------------	---------------