

FY 2011-12 NBPB

Commonwealth of
Pennsylvania

Office of Children,
Youth and Families

NEEDS BASED PLAN AND BUDGET NARRATIVE TEMPLATE



Budget Narrative Template

The following pages provide a template for counties to use to complete the narrative piece of the 2011-2012 Needs Based Plan and Budget. All narrative pieces should be included in this template; no additional narrative is necessary. Detailed instructions for completing each section are in the Needs Based Plan and Budget Bulletin, Instructions & Appendices.

The budget narrative is limited to a MAXIMUM of 50 pages, excluding charts, Special Grants Request Forms, and IL Documentation. All text must be in either 11-point Arial or 12-point Times New Roman font, and all margins (bottom, top, left, and right) must be 1 inch.

Note: On the following page, once the county inserts its name in the gray shaded text, headers throughout the document will automatically populate with the county name. Enter the county name by clicking on the gray shaded area and typing in the name.

CAMERON COUNTY

Needs Based Plan and Budget FYs 2009/10, 2010/11, and 2011/12

Version Control	
Original Submission Date:	8/13/10
Version 2 Submission Date:	
Version 3 Submission Date:	
Version 4 Submission Date:	

Section 2: NBPB Development

2-1: Executive Summary

- Submit an executive summary highlighting the major priorities, challenges, and successes identified by the county since its most recent NBPB submission. The summary should include any widespread trends or staffing challenges which affect the county, particularly those which impact all outcome indicators.

Over the past year, Cameron County has had the highest unemployment rate in the state, which reached a high of around 19%. At this current time, the unemployment rate in the county is right around 15%. Slowly, some of the jobs in the county have come back, but a majority of the workers are still unemployed, are going to college, or have relocated from the area to find other employment. The County Assistance Office is very busy and have gotten behind due to an increasing amount of new applications being processed each month. This agency has also become increasingly busy, investigating many more reports of CA/N than in years past. As in many places, the county's drug problem seems to also be on the rise. Just about any drug ranging from Methamphetamine to Heroin can be found in the middle of town just about any time of the day. The local police have made some significant progress and limited the drugs on the streets, but there is still a long way to go in the fight.

As one of the smallest counties in the state of Pennsylvania, there has been a long standing issue concerning the availability of service providers and resources in the area. This agency continues to expand the services offered to youth and their families. This agency now offers Family Preservation services and Multi Systemic Therapy. However, many clients still have to travel to St. Marys or Ridgway to be able to access more intensive services that are needed, which is approximately 30-45 minutes away from the Emporium Area. With the increased responsibilities of this agency, there is hardly time to transport families to appointments out of the area. ATA is pretty much non-existent in the area, and does not transport after 4:00 p.m. During this past fiscal year, Dickinson Mental Health Center closed its doors for outpatient services in Emporium. This has caused many clients to have to go to St. Marys for continued therapy. Dickinson has allowed one therapist to remain in Emporium and work at two local doctor's offices to help out. This person does take emergencies, walk ins, and does see patients on scheduled times. This has been a big help to the mental health community, but Cameron County still has the need for a larger outpatient provider with a full time schedule.

With this agency being very small and having six employees, four of which do not have fiscal responsibilities, it is becoming increasingly difficult to keep up with all of the required mandates of the agency. This agency used to be able to see clients in their homes once a week. At this current time, this agency is able to meet with families about once every two or three weeks. It is this Director's opinion that this has increased the amount of placements seen over the past six months. With an agency that usually has one or two children in placement, this area has increased to four children in placement currently. With the implementation of the Safety Assessment process and the upcoming implementation of Shared Care Responsibility, it is believed that the high amount of placements will continue. The amount of appropriate and necessary programs and resources continues to grow in the county. This agency and the Probation office now utilize Family Preservation Services, Multi Systemic Therapy, and Family Based mental health services. Hopefully with the use of these services, children can remain safe in their homes. Children and Youth agencies, as

Cameron County

well as other agencies in the state, continue to be required to do a whole lot more with less, which could be a recipe for disaster.

2-2a. Collaboration

Entity	County Engagement
County Children and Youth Agency Staff	As this agency only has six employees, the agency meets frequently to discuss cases, families, issues, and ways possible to provide more effective services.
Juvenile Probation Staff	This agency is in constant communication with the probation office concerning dependency cases, as well as when to provide shared case responsibility to the families. This agency is also in the process of developing a truancy policy with the probation office.
Juvenile Court and Family Court Judges and Legal Counsel for Parties	This agency has the opportunity to discuss any new bulletins with the Judge twice a month in Cameron County and any time on the phone if needed. This agency is in communication with the Court System on any new changes that may be required or preferred. This agency also has the opportunity to discuss agency policies or procedure with counsel any time they would like. This agency has a very good working relationship with the Court System.
Family Members and Youth, especially those who are or who have received services	This agency is in ongoing communication with families and their children concerning the services they are receiving and if those services are meeting their needs at that time. This agency meets with the families weekly to bi-weekly to discuss progress, issues, and to monitor behaviors.
Child, Parent, and Family Advocates	This agency discusses services with the Child Advocates at all 72-Hour, Adjudication, Disposition, and Review Hearings. This agency utilizes about three Child Advocates throughout the year and we are in constant contact with each other concerning the needs of the children.
Mental Health and Mental Retardation service system	This agency participates in CASSP services through the MH/MR program and this agency is on the CASSP team and does participate in ongoing discussions on how to better serve the needs to families in Cameron County.
Drug and Alcohol Service System	This agency meets with ADAS during ICSP meetings and discussions include what is working in the county and what can be improved upon. This Director now sits on the ADAS board.
Early Intervention System	This agency has contact with Early Intervention as needed. At times they will accompany this agency to go on home visits with shared clients. Early Intervention has agreed to implement the Ages and Stages Questionnaires for this agency when the Family Center is not involved with these families.

Cameron County

Entity	County Engagement
Local Education System	This agency remains in contact with the school district in regards to their truancy policy and their anti bullying program. This Director provides mandated reporting training for their in-service time. This agency also frequently visits children we are involved with in school, and this agency is in constant communication with school personnel regarding those students.
Community Organizations which provide support and services to children and families	This agency is in contact with service providers on an as needed basis as it pertains to this agency and other services providers. This agency has written letters of support for various service providers in the area.
Current Service Providers	This agency meets quite frequently with the Family Center and with Community County Services (Family Preservation) concerning the current level of services being provided and if those services need to be changed or enhanced. This agency also meets occasionally with Beacon Light Behavioral Health Systems (MST) to discuss their quality of services as well.

2-2b. Data Collection Details

Resource	Data Collected	Date of Data
U.S. Census Bureau	Population, household income, MA services	2009
Cameron County Echo	Unemployment rate	2010
HZA Data	Outcomes Measure and Performance Indicators	2005-2010

2-3: Meeting Mandates

2-3a. PA Rules of Juvenile Court Procedure

- ❑ What steps are the county taking to address this mandate?

Children and Youth Services of Cameron County has been and will continue to be in compliance with all Juvenile Court proceedings. This has not been an area of concern over the past several years. All hearings are held in a timely manner and all appropriate parties involved in the proceedings are notified verbally and by mail. This county continues to conduct review hearings every six month unless circumstances allow the review hearings to happen sooner. This county is now reviewing Protective Supervision cases every six months as well. This agency assures that all juveniles in Dependency court proceedings are represented by a Guardian Ad Litem. The President Judge, Richard A. Masson, assures that all procedures and proceedings are appropriate and that all parties involved have an understanding of what is

Cameron County

taking place. This agency continues to have a very good working relationship with the President Judge and the entire court system.

2-3b. Truancy

- What steps are the county taking to address this mandate?

Truancy continues to be a great area of concern for this agency. In years past, this agency would not receive any referrals from the Cameron County School District for truancy. This school district does not have a truancy officer, which means the guidance counselor and principal are required to handle the truancy issues if time permits, which is not usually the case. This agency did end up receiving four truancy referrals for this past year. In one particular case, this agency was contacted by the school after one female had already had 39 illegal absences. In all of these cases, this agency was not notified by the school until several illegal absences occurred. The school district has told this Director that they do not have the time and resources to deal with truancy issues. This agency has brought the truancy cases in front of the Judge and have received Protective Supervision of the children when warranted. The Judge has spoken with this agency and with the Probation office asking us to get together with the school and make sure that a truancy policy is developed. Judge Masson referred me to the Elk County Probation Department, as they currently have a truancy policy in place with their school districts. Cameron County Probation has contacted Elk County Probation and was given a copy of the policy. It is this agency's plan to sit down with the school district to develop a truancy policy before the beginning of the next school year. The Probation office has already agreed to help develop the policy. At the beginning of the last school year, through the ICSP, a program called "Family Works" was developed for children and their families having trouble with truancy. This program was supposed to work with up to four families at a time, and would address reasons for truant behaviors, as well as ways to prevent truancy. To this date, one family has participated in this program. The school district has not made anymore referrals to this program. This program, along with the "Facts of Life" program through the Probation office were supposed to be a big part of the school's truancy elimination program. The "Family Works" program was supposed to have the support of the local District Judge, but no mention of this program occurred in the truancy hearings. This agency's solicitor has already agreed to look over the proposed truancy policy when developed, as he used to be the school district's solicitor.

2-3c. Quality Assurance Process

- What steps are the county taking to address this mandate?

Children and Youth Services of Cameron County has attended all offered Title IV-E training opportunities to ensure accuracy. To date, this agency has not had any issues relating to Title IV-E or RMTS. This agency recently took part in the Title IV-E audit in April, 2010, and this agency was in 100% compliance. This agency's fiscal officer continues to be extremely efficient with all documentation and she continues to maintain very accurate records as evidenced by random and planned audits.

2-3d. Fostering Connections

- What steps are the county taking to address this mandate?

Children and Youth Services of Cameron County does not have that many placements per year, therefore this mandate does not have to be utilized that often. Prior to placement, this agency always looks at any appropriate relative that would be willing and able to help care for a child. Prior to going to Court, this agency will inquire about any family members that may be interested in helping out and caring for the child, either for short term or long term periods of time. To this point, this agency has not had to place siblings, but would make reasonable efforts to keep the siblings together if possible. After a child is placed by this agency, and within 30 days, this agency sends out letters to family members and friends that have been identified as possible caregivers to a child if the child cannot be returned home. In cases when the families do not provide any possible caretaker's names to this agency, this agency will perform an Accurant Search to see if we can come up with any possible caregivers on our own. Education is always a priority with children that are in placement. Unfortunately, many of the children that go into placement have to be moved to a different school district, usually at least an hour away. This does not make it fiscally feasible to transport a child back and forth from placement to school five days a week. This agency does not have the manpower or the budget to do so. There are occasions when children enter foster care in the county, and the child is maintained in their own home school district. This agency will provide prospective adoptive parents with information about their possible eligibility to claim adoption tax credit. As like any potential resource parent, this agency will make sure that the Criminal Clearances, ChildLine Clearances and FBI Clearances are obtained.

2-3e. Safety Assessment

- What steps are the county taking to address this mandate?

All Cameron County Children and Youth Services staff are trained in the Safety Assessment process. This agency has not had any staff turnover, therefore additional Safety Assessment trainings have not been necessary. This agency has utilized CAPS for the past few years, which has allowed this process to run pretty smoothly. CAPS continues to make necessary upgrades to their system, which has included safety assessments, safety plans, and structured case notes. This agency has requested a small laptop computer and a portable printer to help in this process. This agency has been approved to purchase this for 2010-2011. This agency recently has Program Representative, Cyndi Gariepy, review a sample of safety assessments, safety plans and structured case notes. This agency did very well and Cyndi has requested permission to use this information for training sessions. The Child Welfare Training Center has also requested copies of this information to use as a training aide as well.

2-3f. Children & Family Services Act of 2006

- What steps are the county taking to address this mandate?

Cameron County Children and Youth Services tracks the number of visits to placement facilities each month, including foster care. Usually, this agency visits children and youth in placement once a month unless there are other circumstances that warrant additional visits. These visits are made by a Caseworker or the Casework Supervisor. These monthly visits occur with Shared Case Management/Responsibility children, with the Caseworker and a Juvenile Probation Officer usually making visits together.

2-3g. Development Evaluation & Early Intervention Referral

- What steps are the county taking to address this mandate?

Cameron County Children and Youth Services continues to assure that all children under the age of three, and who have been the subject of a substantiated report of CA/N, will receive a developmental screening through the Ages and Stages Questionnaire. This agency also makes sure that the questionnaires are being performed on children five years of age and under, when this agency becomes involved with their families, either for GPS or CPS referrals. Josh Kuleck, current Caseworker II, was trained in the Ages and Stages Questionnaire in 2008. This agency still feels most comfortable having the Cameron County Family Center and Early Intervention performing these screenings, as this subject is one of their areas of expertise. Most families with children under the age of five are referred to the Parents as Teachers Program through the Family Center. The Family Center is already open with a majority of these families. In cases when the Family Center is not already involved with a family, this agency will perform the screenings. In cases where the children receive a qualifying score for needing services, this agency and/or the Family Center will make the necessary referral to Early Intervention and to any additional appropriate service. Early Intervention will perform follow-up periodic screenings for children from birth to five years of age that do not meet the score that would mandate an Early Intervention referral. This agency will make sure that follow up screenings are completed for families that have an open case until the child reaches the age of five. This agency has submitted information on one substantiated report of sexual abuse into the Ages and Stages data base.

2-3h. CFSR Outcomes and Continuous Quality Improvement

- What steps will the county take to develop or enhance a continuous quality improvement process related to the CFSR outcomes and themes?

At times, it can be very difficult to engage families to participate in case planning. Most parents do not offer input into the Family Service Planning process, as they do not see the need for agency involvement. This agency has been approved for a small laptop and portable printer for 2010-2011. Also, with the Mobile Technology Pilot underway, this technology should make things a bit easier and run a lot smoother. This agency's Caseworkers and Casework Supervisor will be attending the Engaging Clients from a Strength-Based, Solution-Focused Perspective training in the near future. This agency tries to see children and their families at least weekly, which has begun to be more difficult in the recent months. The child, if age appropriate, is present at every Court Hearing and is represented at every step of the way by a Guardian Ad Litem. It is believed that this has been an area of improvement over the past year, and should be much better over the next several months.

This agency tries to keep in contact as much as possible with the non-custodial parent. Sometimes this is difficult due to location and the unwillingness of the non-custodial parent to want to participate. All parents are notified concerning court hearings for their children and are given an application for assignment of legal counsel to fill out. This agency offers any help to the parents in filling out these forms or if the parents have any questions concerning the proceedings.

Cameron County

Permanence for children is usually done between six and twelve months unless there are no other options at that present time. This agency does not have many placements, which tends to help the permanence process. This agency continues to implement concurrent planning into the Family Service Plans. This agency, in conjunction with the family, examines any other appropriate options available to the child if the current goal cannot be achieved. This agency frequently asks the families if there are any relatives that would be an option for caring for the child.

Cameron County works very hard to make sure that Family Services Plans and Child Permanency Plans are created with the help of the families to fit their individualized needs. This agency does not make these plans generalized to fit any family. Also, this agency makes sure that the treatment plans from MST and Family Preservation are created to address the family's underlying issues. This is done with several face to face meetings between staff and with the families.

This agency lacks the services provided to older children, as there are not many service providers in the area. This agency does not have any IL services at this time. This agency does contract with a Family Preservation program that can provide services in a foster home setting if necessary. This agency is able to utilize SWAN services for certain services, such as prep services and child profiles. This will agency will make sure that the placement facilities work with the children, who are in the process of aging out, on independent living skills. These facilities will work with the children on having housing, completing education, and on employment to the best of their ability. This agency will also make a referral for the PATH program for housing prior to the child aging out. This agency will do everything to try and help the children attain employment and continue to receive an education, but sometimes the child chooses to not continue to achieve these goals, as it is then out of this agency's hands. This agency is in the process of working on a grant for IL services for the 2011-2012 year. This will happen with the help of Steve Eidsen from the CWTP.

This agency continues to try and enhance the quality of services and practices. There have been several new bulletins within this past fiscal year, which have been implemented to improve the quality of services. This agency continues to have frequent contact with neighboring counties concerning any new services or practices being implemented. This county continues to try and increase the different services provided to families in the county, such as MST.

2-3i. Shared Case Responsibility

- What steps are the county taking to address this mandate?

This agency has already met with the Cameron County Probation Office concerning the Shared Case Responsibility Bulletin. Both agencies have not had to utilize this bulletin into practice yet, as the Probation office has not had to place any in children in the past several months. This agency recently submitted the Implementation Plan to OCYF. This agency plan on taking advantage of the trainings that are offered by OCYF. This agency will also inform the Probation Office of these trainings and provide transportation if necessary. This county will utilize an implementation plan comprised of this Director, the Casework Supervisor and the Chief JPO officer. This agency and the Probation office has yet to implement Shared Case Responsibility, as the Probation office has not had a child in placement for several months. Implementation will be monitored by this Director and the

Cameron County

Casework Supervisor. This agency will utilize the CWTP and OCYF if there are any questions or issues that arise. This agency will offer Transfer of Learning opportunities if necessary. As this Bulletin is in its initial stage, this agency will do every necessary to be in compliance.

2-3j. The Child Abuse Prevention and Treatment Act (CAPTA) – Guardian Ad Litem training

- What steps are the county taking to address this mandate?

Currently, Cameron County utilizes four local attorneys in the Cameron County and Elk County areas to represent dependent youth in Court proceedings. At this point, it is not anticipated that this agency will use a new Guardian Ad Litem, as this agency does not go to Court that often. In the event that a new Guardian Ad Litem is discussed, this agency will make sure that the new attorney receive the pre-service training and that the necessary documentation is submitted to OCYF annually, using the Guardians Ad Litem Worksheet. It is this Director's assumption that current Guardian Ad Litem that are used by the counties, do not have to participate in the required training.

2-3k. Chafee Foster Care Independence Program (CFCIP) - National Youth in Transition Database (NYTD) – Baseline Survey

- What steps are the county taking to prepare to address this mandate?

Cameron County Children and Youth Services will appoint an Independent Living liaison for the county, which will be Casework Supervisor, Shirley Wolf. This agency will attend the necessary training when the training is rolled out in the future. This agency will also provide outreach to all eligible youth for independent living services.

2-3l. Emergency and Disaster Planning

- What steps are the county taking to address this mandate?

A few years ago, this county's Emergency Management Office put together an Emergency Response Plan. This plan just covers the basics, such as an evacuation plan, fire plan, disorderly individuals plan, medical emergency plan, bomb threat plan, and a code 100 situation plan. The county is currently in the process of developing a Continuity of Operations Plan for the court house. All departments heads were given a packet of how that particular office will run in case of an emergency. The county has a recreation building a couple of blocks away and that is the location that is talked about for the county to resume operations. This agency does use CAPS and the files are stored on a file server outside of the office. This agency has also kicked around the idea of possibly resuming operations in Elk County, which is about 45 minutes away. The caseworker Supervisor does not live in Cameron County, which could benefit this agency if there was an emergency situation in the county. The development of this plan is ongoing at the moment.

Cameron County

2-3m. Time Limited Family Reunification (TLFR)

- What steps are the county taking to address this mandate?

If your county is currently receiving Federal IV-B TLFR grant funds and you are requesting a continuation of TLFR program with state funds please answer the following questions:

- 1) The desired outcomes for the TLFR program may include a combination of the following:
 - a. Reduce the length of time that children spend in foster care.
 - b. Reduce the re-entry rates for children returning to county custody.
 - c. Reduce the number of placement moves for children in foster care.
 - d. Increase the stabilization of families who have a child in foster care in order to facilitate reunification with the family within 15 months.
 - e. Increase the rates and timeliness of reunification of children with their families.
 - f. Increase the success in locating absent parents as permanent resources for their children.
 - g. Enhance the working relationships between the CCYA and other agencies and service providers at the county and community levels to support families.
 - h. Enhance the CCYA's use of child profiles and child preparation for children in placement with a goal of reunification.

Each CCYA must select a minimum of three outcomes. Identify and describe the outcome goals for your grant program from SFY 2008-2009 to SFY 2010-2011. Identify and describe if you plan to make any changes to your goals for SFY 2011-2012.

N/A

- 2) Identify and describe the results of the program during the grant funding period. i.e. How many children were reunified within 15 months? How many placements did the children experience?

N/A

- 3) What services and activities do you plan for SFY 2011-2012?

N/A

- 4) What changes, if any, will you be making to the program at the conclusion of the grant funding?

N/A

- 5) Did you realize any under spending of TLFR funds during any SFY?
 - a. If yes, please explain what changes, both programmatic and administrative, that you have made to ensure that you do not have under spending for SFY 2011-2012.

N/A

Section 3: General Indicators

3-1: County Information/Background

Population and poverty trends

In 2009, the population of Cameron County was approximately 5,163. This is a decrease from 2008 by 103 people. Cameron County continues to have an increasing elderly population with approximately 19.8% of the population in 2008 being adults 65 years of age and older. Cameron County does not have much diversity, as 98.5% of the county population in 2008 was Caucasian.

In the fiscal year 2008-2009, 24% of the population in Cameron County was receiving Medical Assistance from the state. During that same time frame, the median household income in the county was \$37,538, which was a slight decrease from the previous year.

Cameron County continues to be one of the leading counties for the highest unemployment rate. As of April 2010, the unemployment rate for the county was 15%, which was a decrease of approximately 4% from last year. Slowly, some of the local powdered metal plants are starting to hire back employees. In some instances, this has created additional people to have jobs, as old employees that were once laid off have found different jobs or have moved from the area to find employment elsewhere. Cameron County is in the middle of the Marcellus Shale drilling, which is supposed to bring around 100,000 new jobs to Pennsylvania. There are area concerns that these jobs will be filled by out of state employees instead of qualified local residents.

Issues in annual licensing review and/or the Quality Services Review

Children and Youth Services of Cameron County has not had any issues with the annual licensing review in the past several years. This agency just participated in the annual licensing review on July 7, 2010, and there were no legal or regulatory violations. This agency was told this year that the Safety Assessments and Plans were excellent and that they have already been used for training exercises. Also, the Program Representative told this agency that the Family Services Plans are very thorough and family specific.

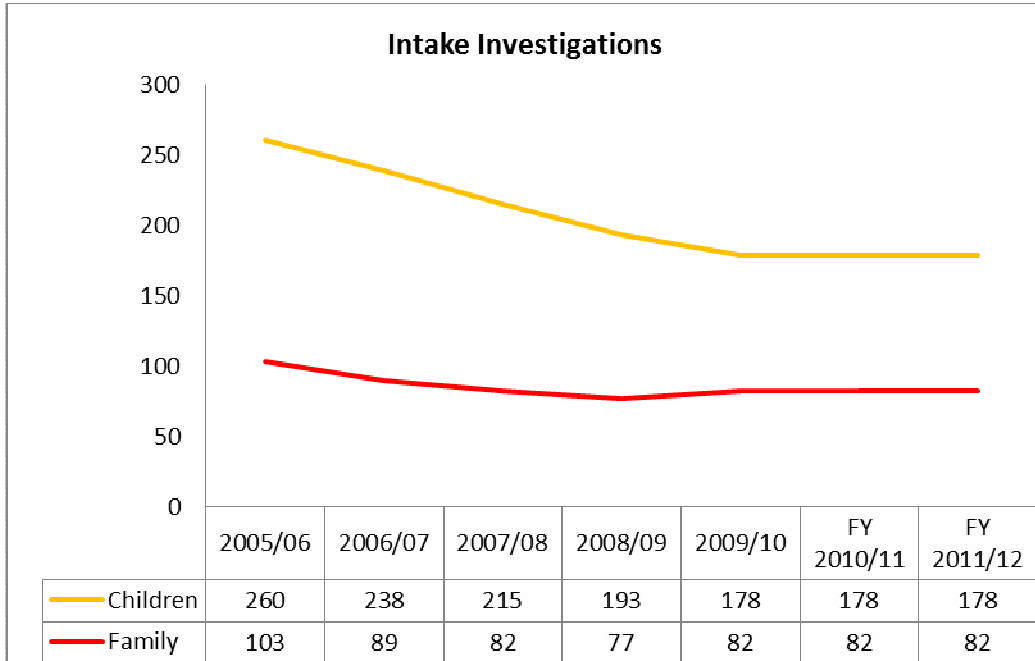
Other Changes or Important Trends

There are no other changes or trends to address at this time.

Cameron County

3-2a. Intake Investigations

Insert the Intake Investigations Chart (Chart 1) and discuss any highlighted trends. Describe factors contributing to the trend. Discuss any important trends that may not be highlighted.



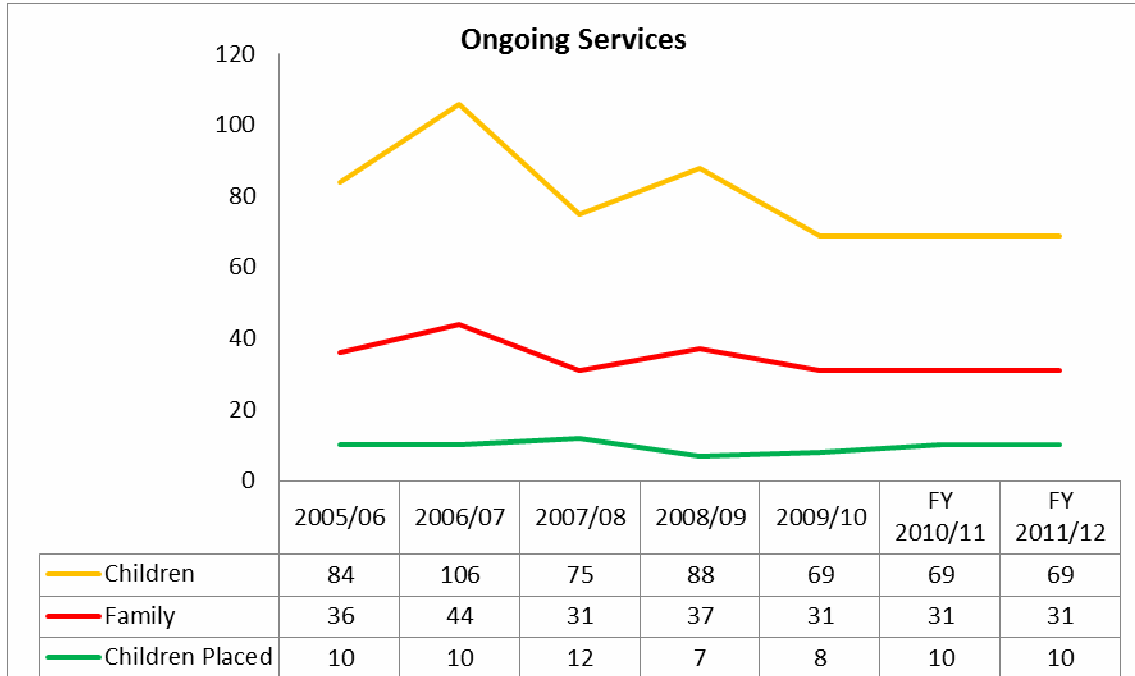
Click to Paste Chart

There are no highlighted or unhighlighted trends for intake investigations. As you can see, the number of investigations have begun to decline over the past few years. Hopefully this is attributed to the number of services now available to the residents of Cameron County. More families in the county have started to get involved with the Family Center, which may be attributed to the declining number of children and families that we are working with.

Cameron County

3-2a. Ongoing Services

- Insert the Ongoing Services Chart (Chart 2) and discuss any highlighted trends. Describe factors contributing to the trend. Discuss any important trends that may not be highlighted.



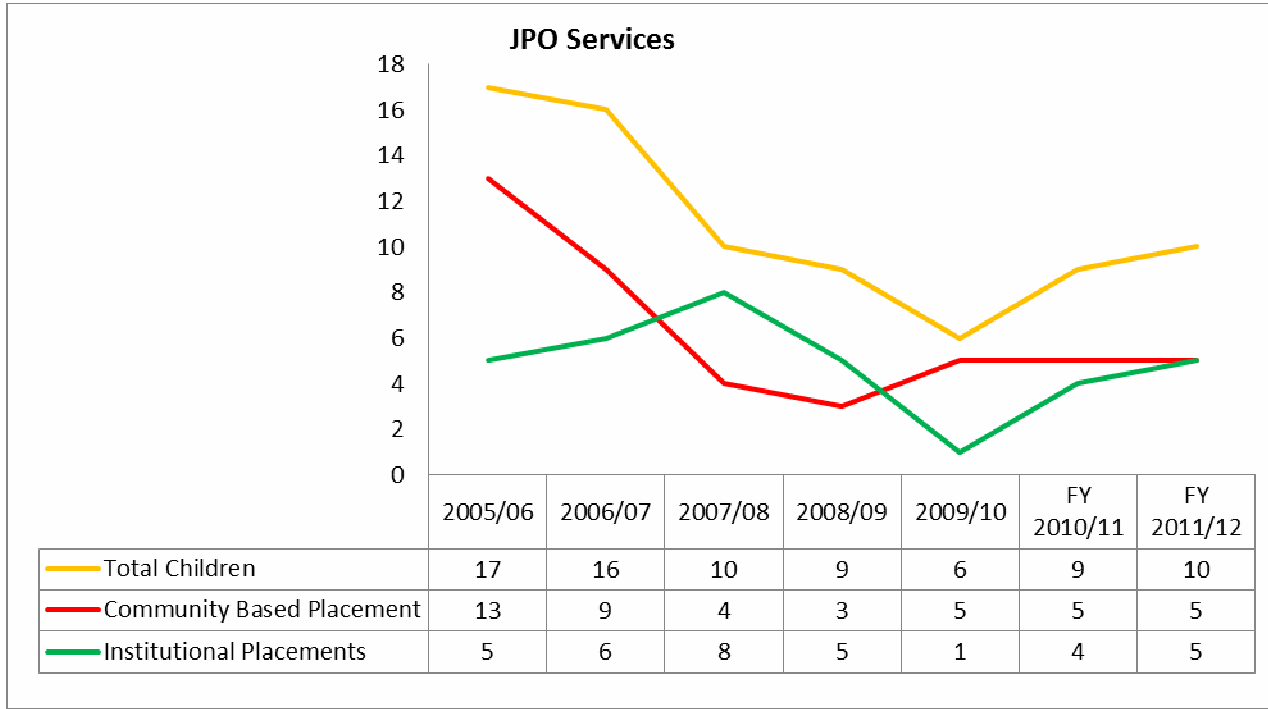
Click to Paste Chart

Cameron County has always had a low number of placements compared to other small counties. This can now be attributed to the number of in-home services available, such as MST, PAT, and FPP. The intensive in-home services have definitely helped in fostering permanency for children in this county. Cameron County continues to have the highest unemployment rate in the state. JPO has not had a placement in some time, which can also be attributed to the in-home services in the county.

CAMERON COUNTY

3-2a. JPO Services

- Insert the JPO Services Chart (Chart 3) and discuss any highlighted trends. Describe factors contributing to the trend. Discuss any important trends that may not be highlighted.



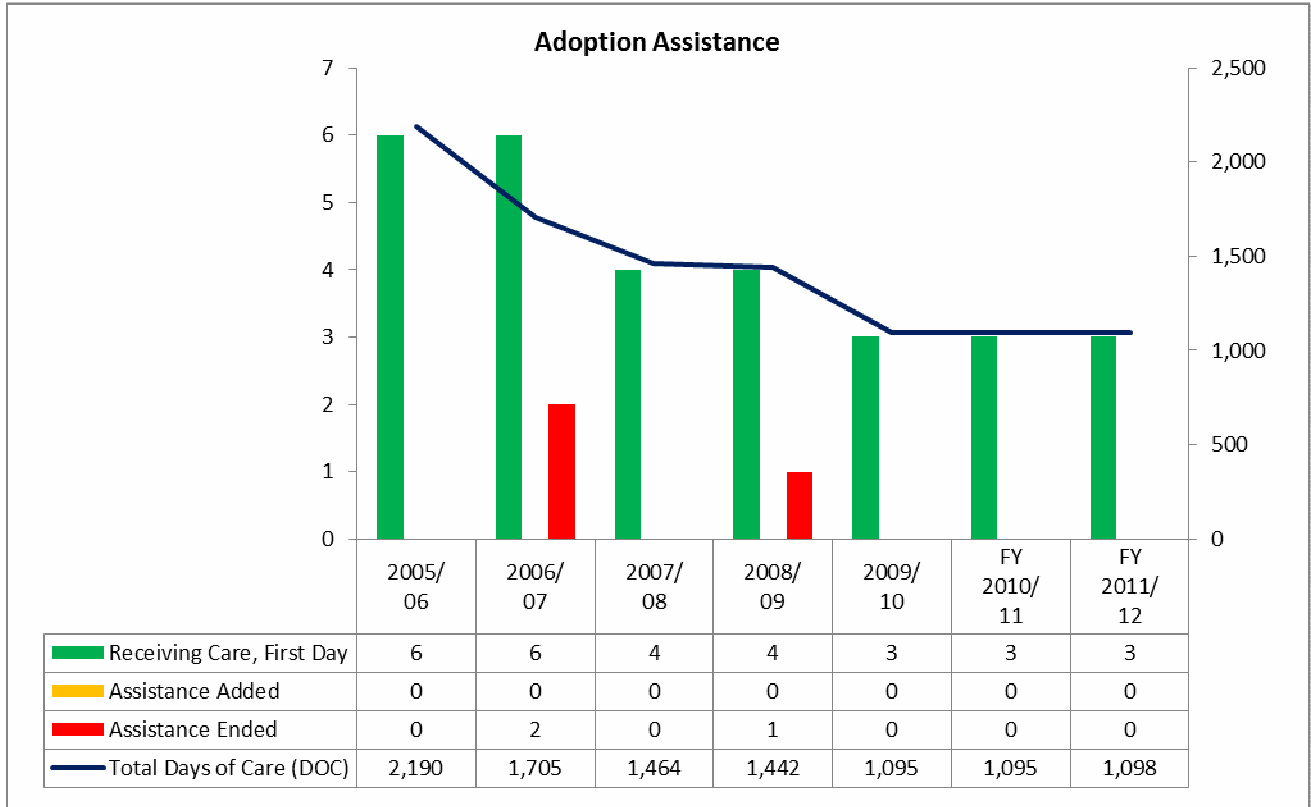
Click to Paste Chart

The amount of Juvenile Probation placements have begun to decline over the past couple of years. This can be attributed to the number of in-home placements that are available, such as MST and Family Preservation. With these intensive services, JPO has seen a decrease in out of home placements.

CAMERON COUNTY

3-2b. Adoption Assistance

- ❑ Insert the Adoption Assistance Chart (Chart 4) and discuss any highlighted trends. Describe factors contributing to the trend. Discuss any important trends that may not be highlighted.



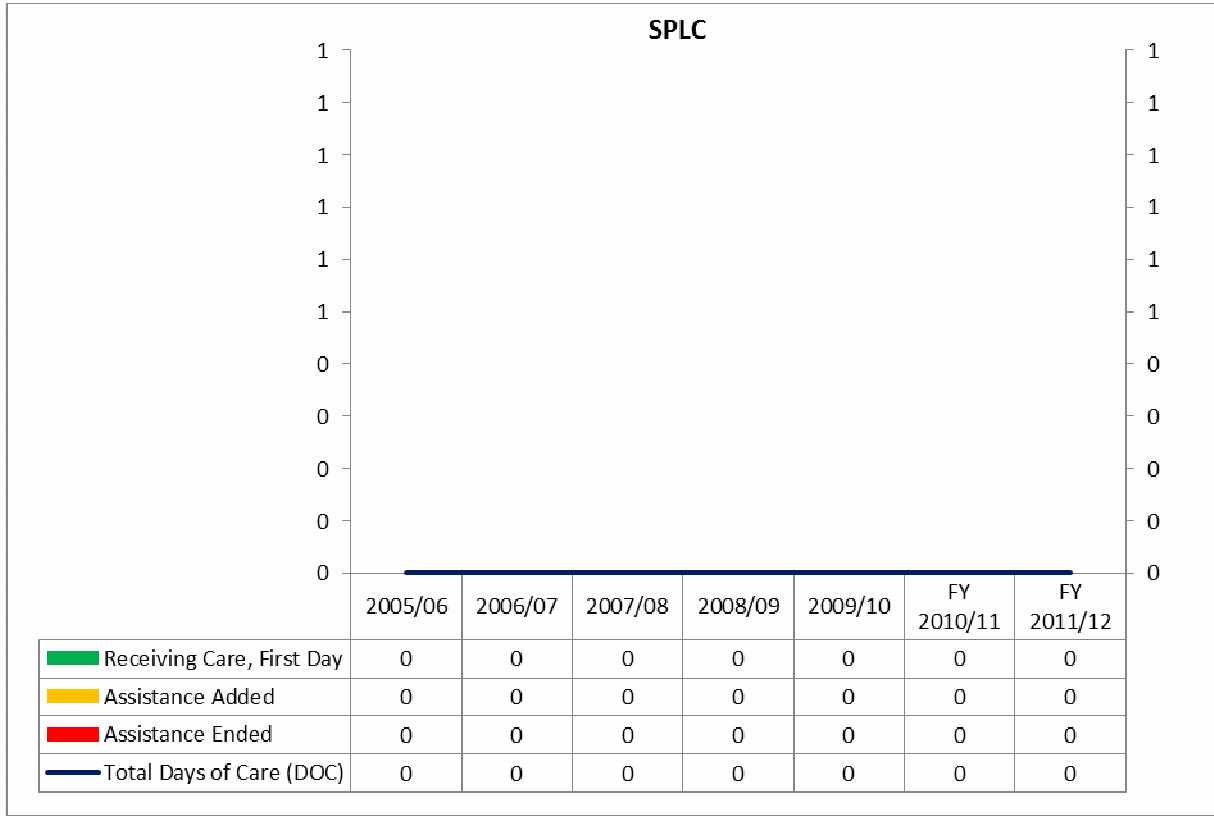
Click to Paste Chart

Typically, Cameron County does not have very many adoptions, as there are not a high volume of placements. Currently, one family is receiving adoption assistance for three children they adopted several years ago. These children are all under the age of ten and will be receiving adoption assistance for quite some time.

CAMERON COUNTY

3-2c. Subsidized Permanent Legal Custody (SPLC)

- Insert the SPLC Chart (Chart 5) and discuss any highlighted trends. Describe factors contributing to the trend. Discuss any important trends that may not be highlighted.



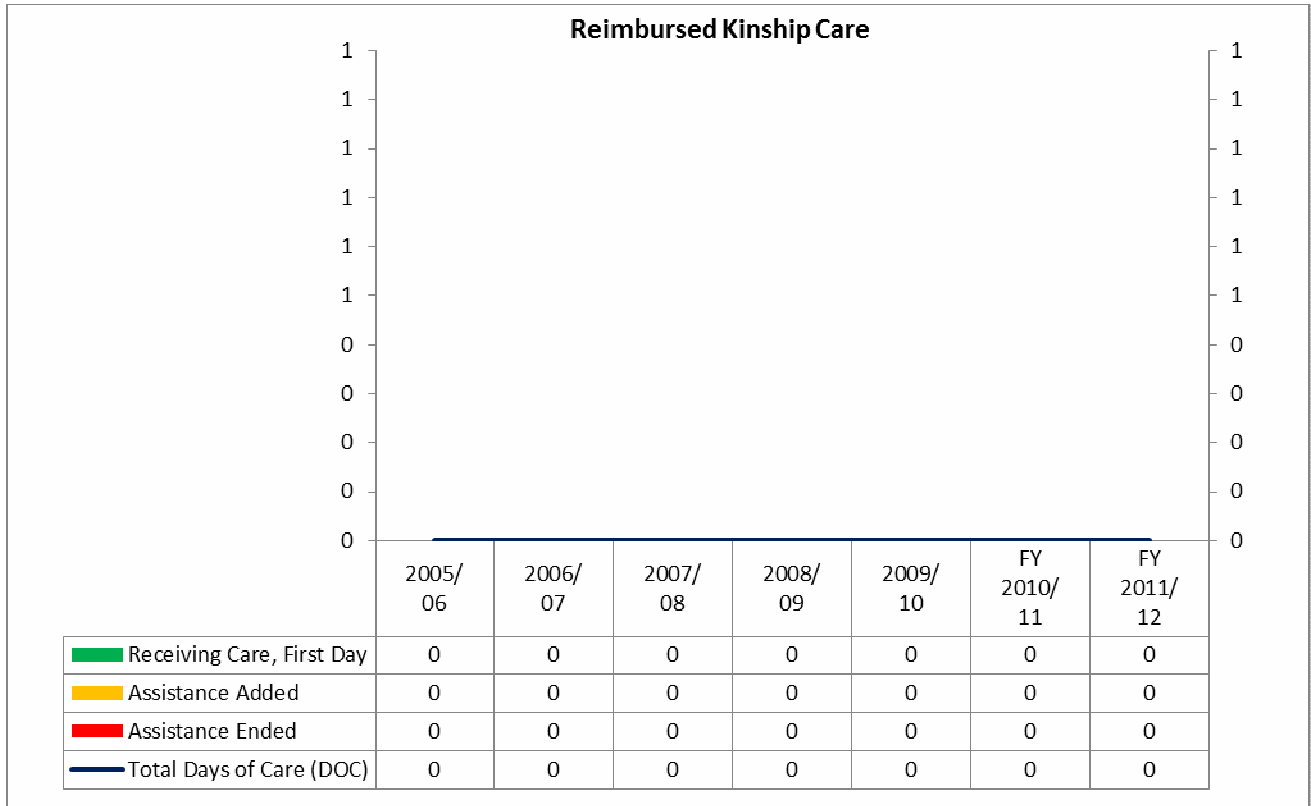
Click to Paste Chart

Cameron County has not used SPLC, therefore there are no highlighted trends to comment on.

CAMERON COUNTY

3-2d. Out-of-Home Placements: County Selected Indicator

- ❑ Insert charts related to out-of-home placements where trends are highlighted (Charts 6-13), and discuss the trend(s). Describe factors contributing to the trend. Discuss any important trends that may not be highlighted.



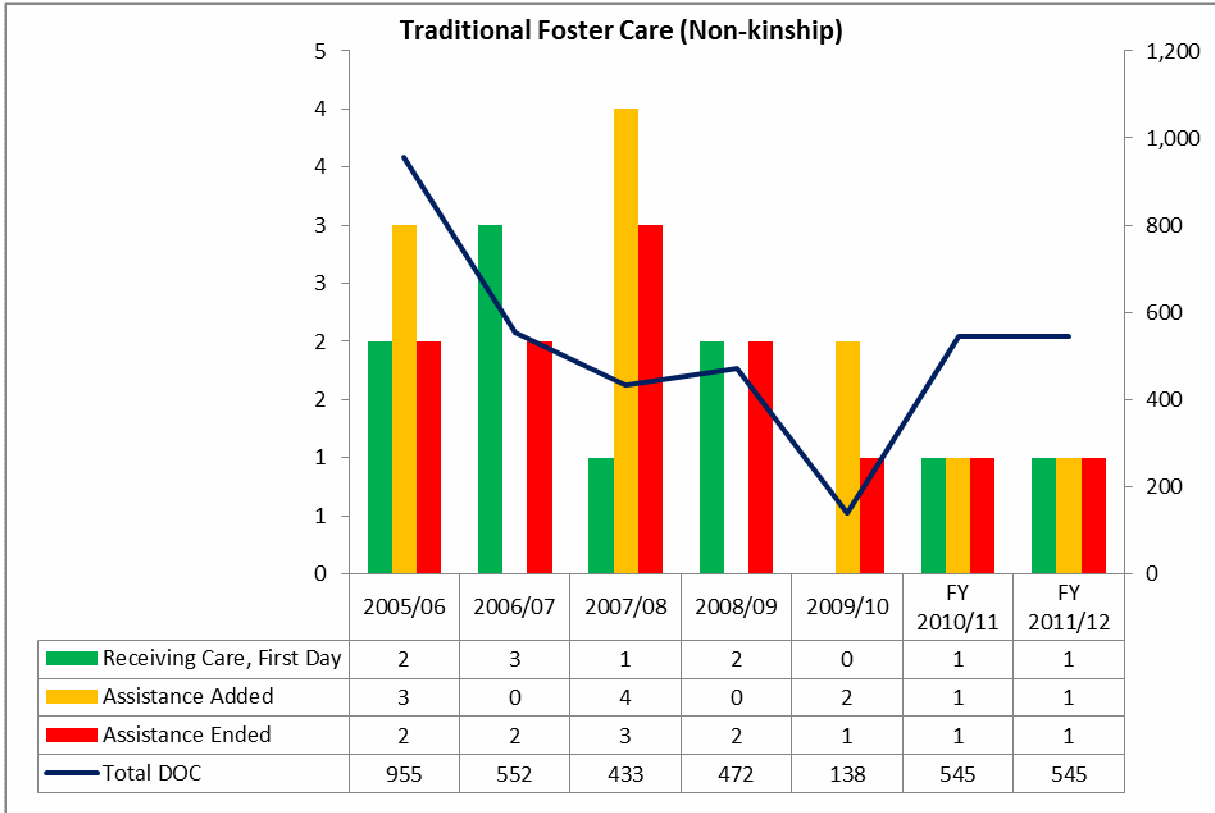
Click to Paste Chart

Cameron County has not used Reimbursed Kinship Care, so there are no highlighted trends to comment on.

CAMERON COUNTY

3-2d. Out-of-Home Placements: County Selected Indicator

- Insert charts related to out-of-home placements where trends are highlighted (Charts 6-13), and discuss the trend(s). Describe factors contributing to the trend. Discuss any important trends that may not be highlighted.



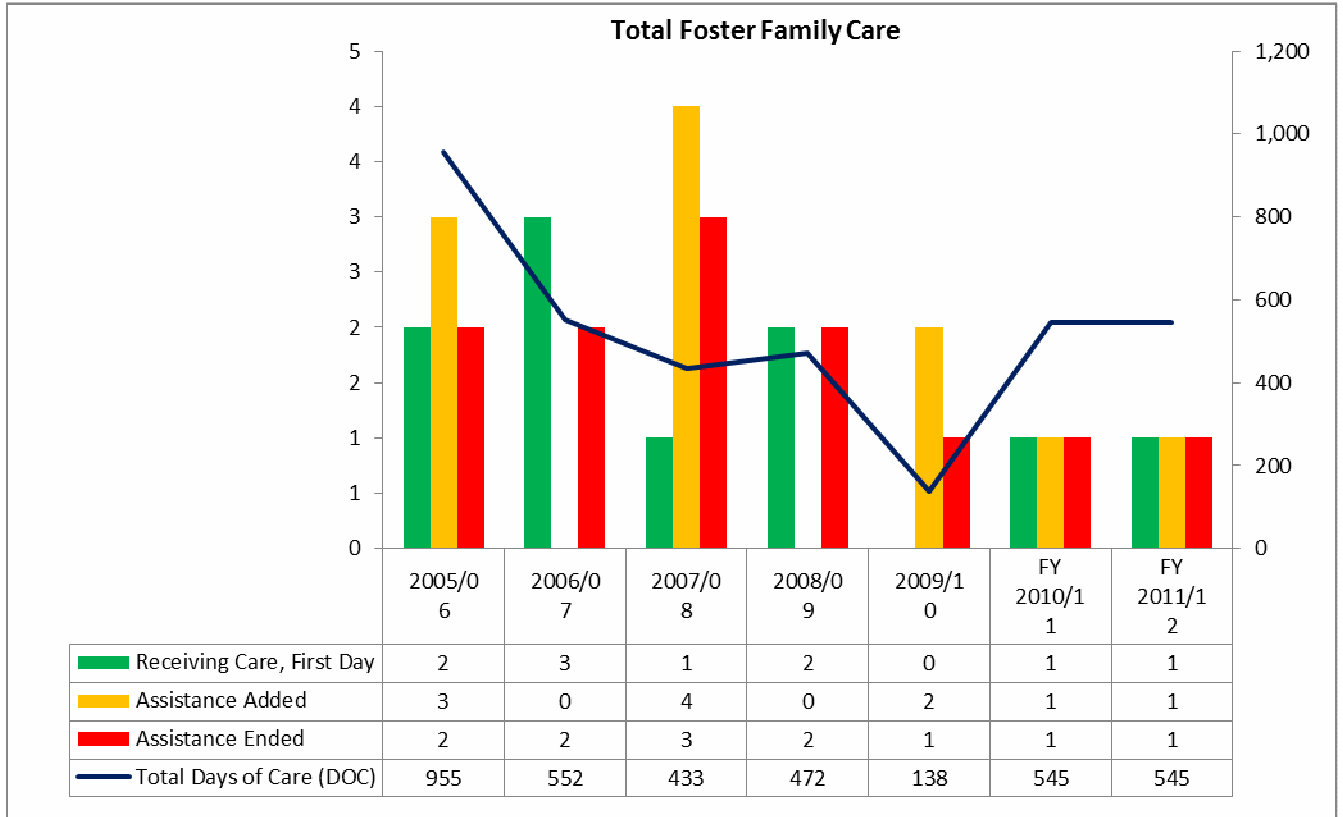
Click to Paste Chart

In 2009-2010, the total number of days of care was significantly lower than years past. Cameron County does not have many placements per year, and most of the placements consist of RTF's and shelter care. Currently, there is one female in foster care and it is anticipated that she will be there until she turns 18 years of age.

CAMERON COUNTY

3-2d. Out-of-Home Placements: County Selected Indicator

- Insert charts related to out-of-home placements where trends are highlighted (Charts 6-13), and discuss the trend(s). Describe factors contributing to the trend. Discuss any important trends that may not be highlighted.



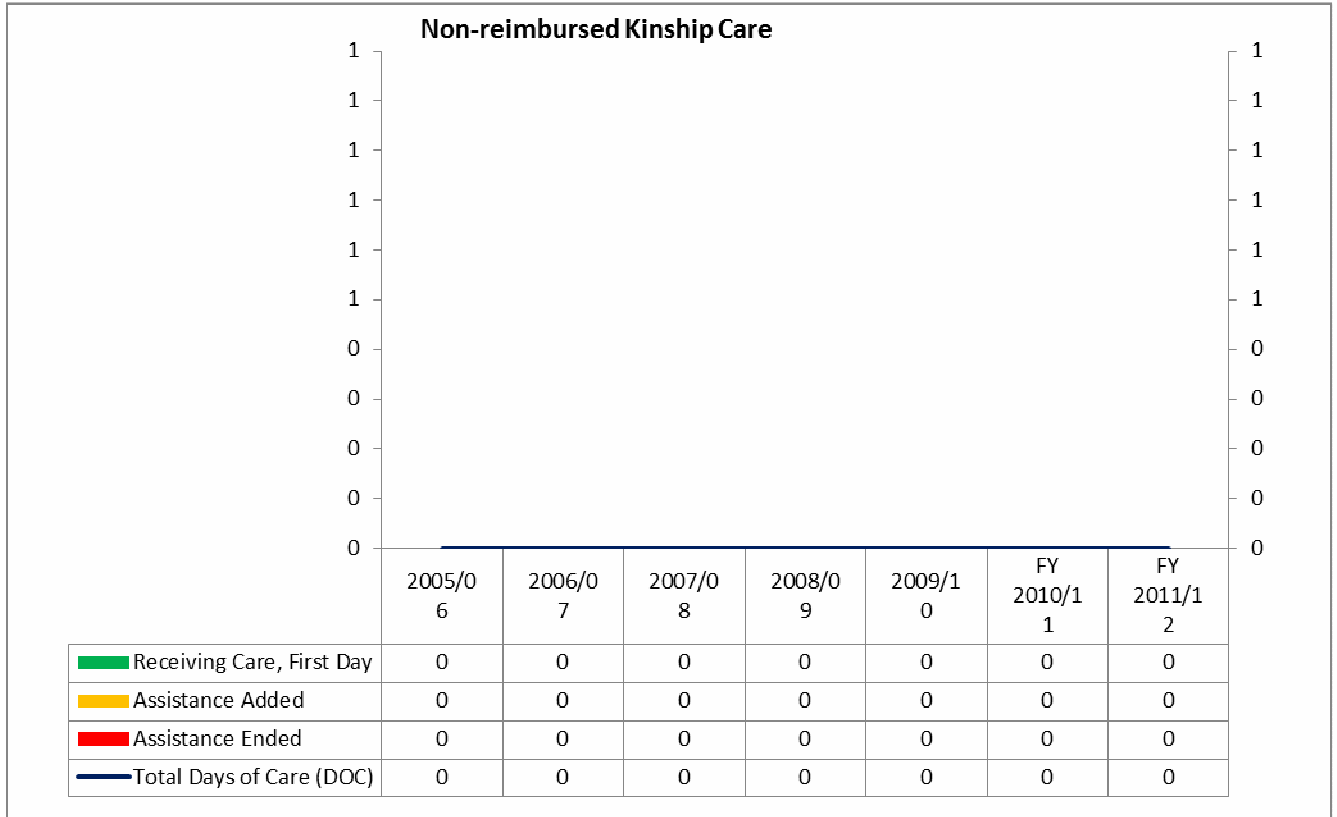
Click to Paste Chart

In 2009-2010, the total number of days of care was significantly lower than years past. Cameron County does not have many placements per year, and most of the placements consist of RTF's and shelter care. Currently, there is one female in foster care and it is anticipated that she will be there until she turns 18 years of age. (same as above chart)

CAMERON COUNTY

3-2d. Out-of-Home Placements: County Selected Indicator

- Insert charts related to out-of-home placements where trends are highlighted (Charts 6-13), and discuss the trend(s). Describe factors contributing to the trend. Discuss any important trends that may not be highlighted.



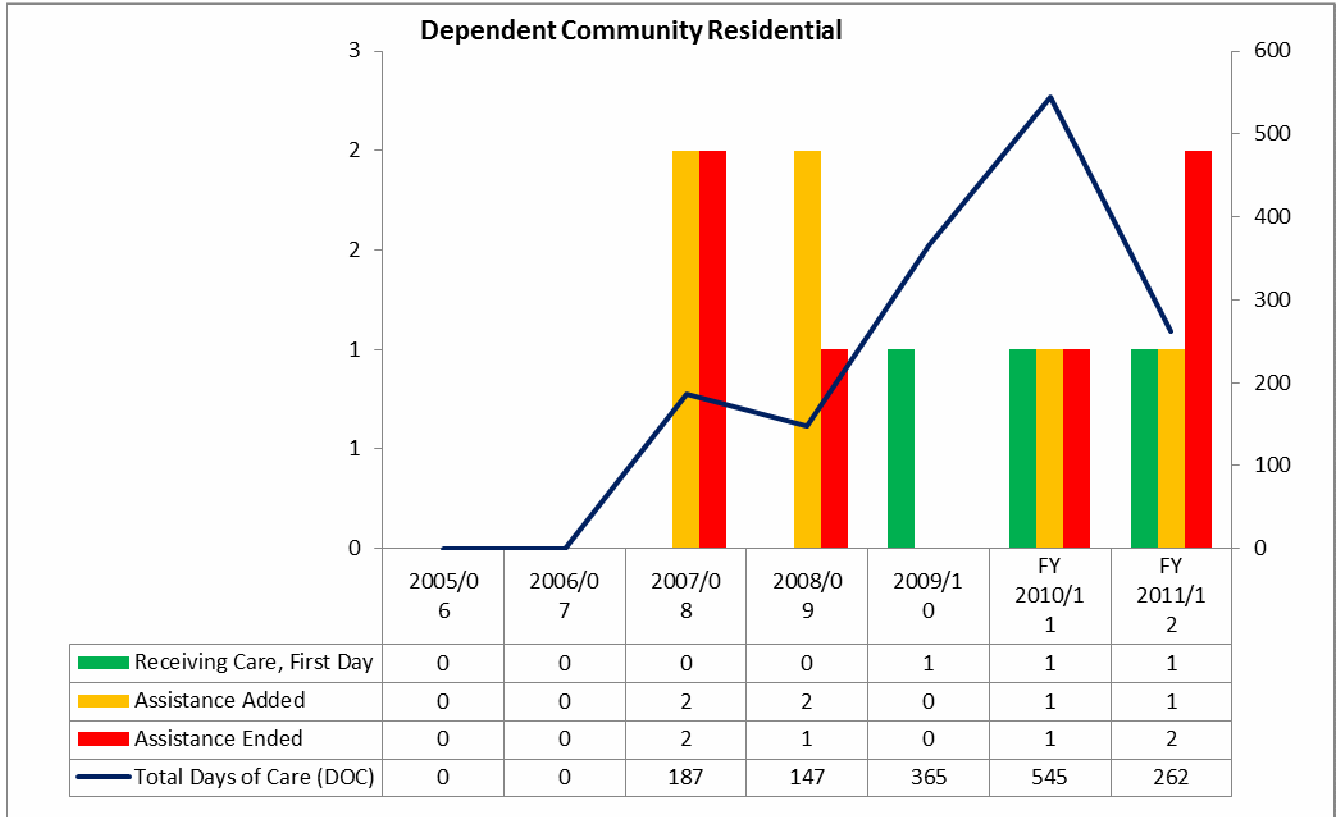
Click to Paste Chart

Cameron County has not used non-reimbursed kinship care, and there are no trends to comment on.

CAMERON COUNTY

3-2d. Out-of-Home Placements: County Selected Indicator

- Insert charts related to out-of-home placements where trends are highlighted (Charts 6-13), and discuss the trend(s). Describe factors contributing to the trend. Discuss any important trends that may not be highlighted.



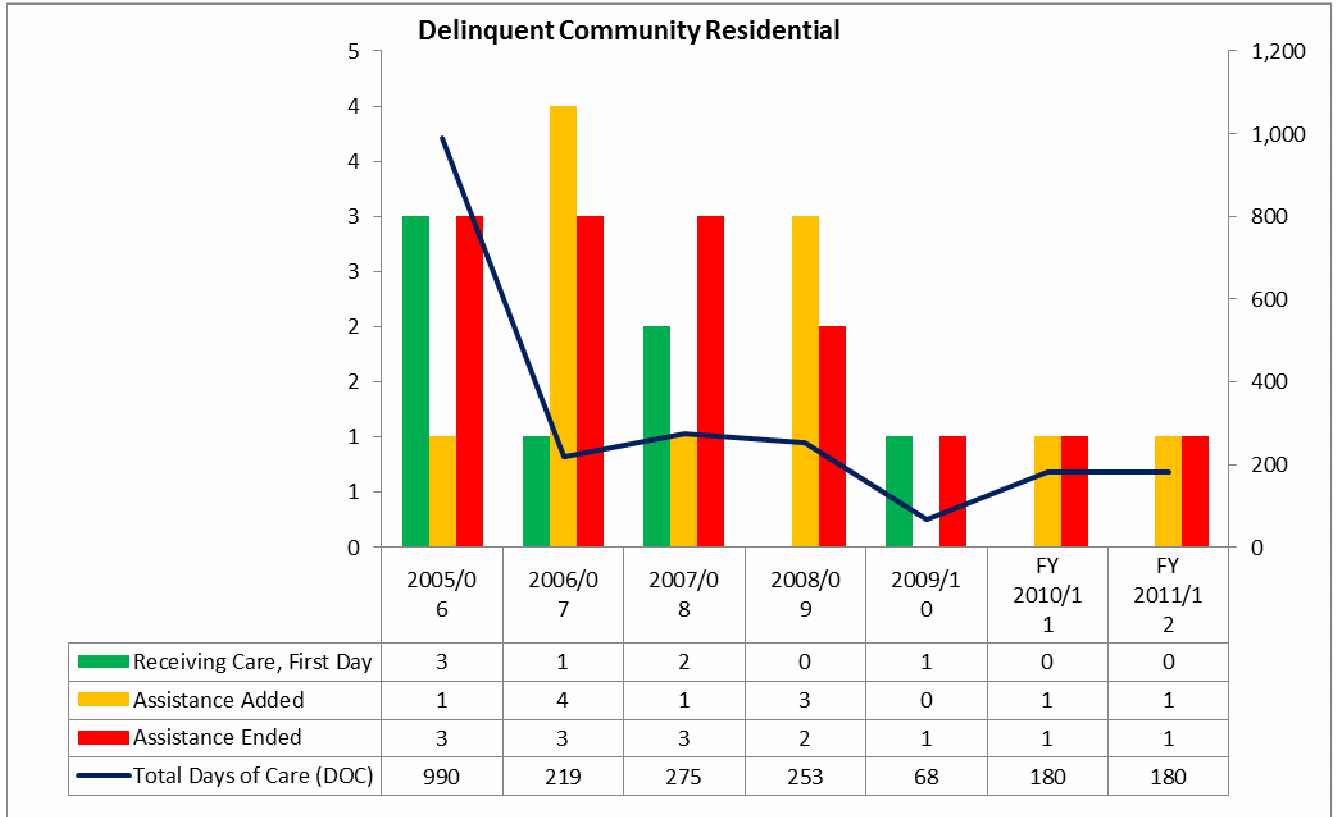
Click to Paste Chart

As you can see, there are no real trends for Community Residential for dependent children. This agency does not place that many children. This agency does currently have one 16 year old male in a juvenile sex offender program. It is anticipated that he will be in placement until he turns 18 years of age.

CAMERON COUNTY

3-2d. Out-of-Home Placements: County Selected Indicator

- Insert charts related to out-of-home placements where trends are highlighted (Charts 6-13), and discuss the trend(s). Describe factors contributing to the trend. Discuss any important trends that may not be highlighted.



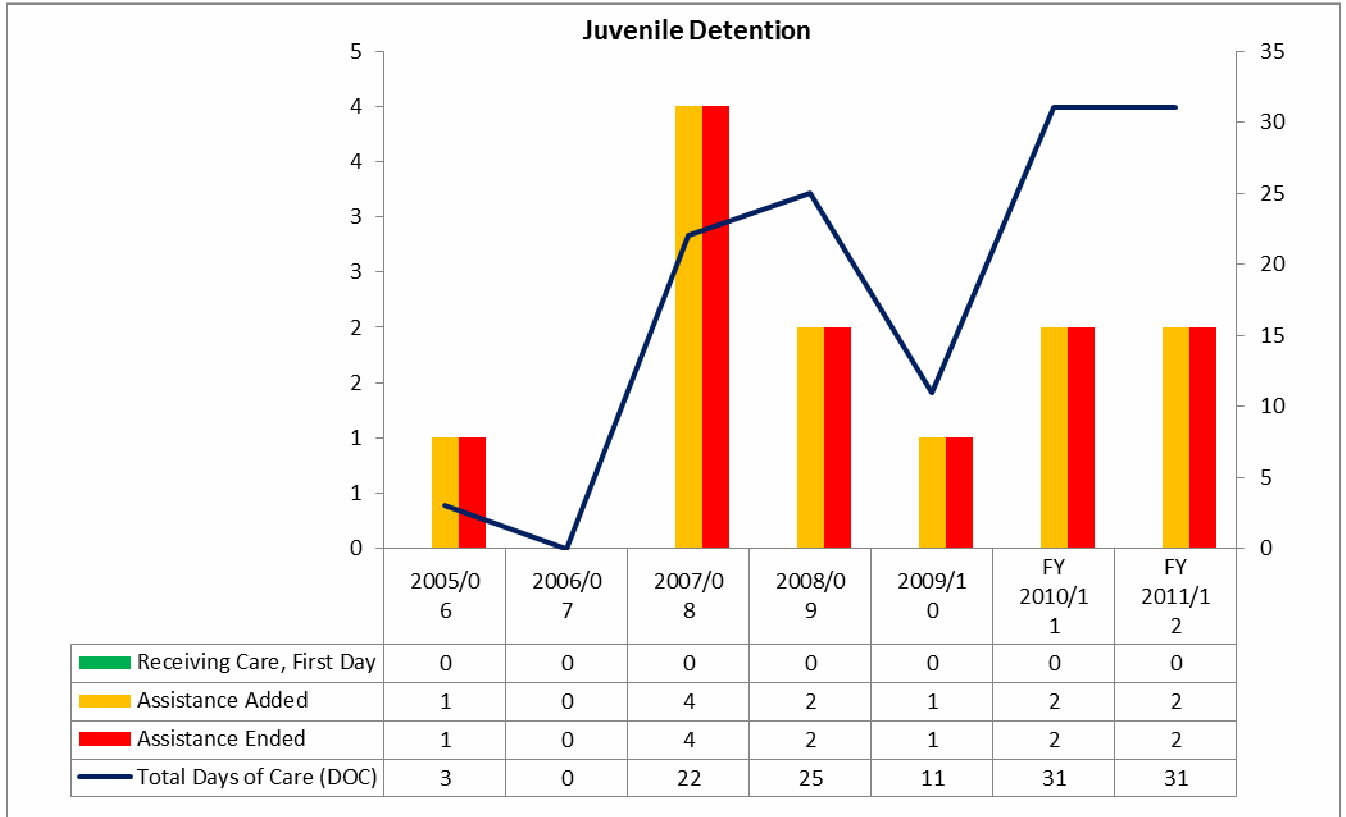
Click to Paste Chart

There are no trends in the above data. At any given time, the placements can fluctuate. Again, the fewer placements can be attributed to the increased amount of in-home services now available to families.

CAMERON COUNTY

3-2d. Out-of-Home Placements: County Selected Indicator

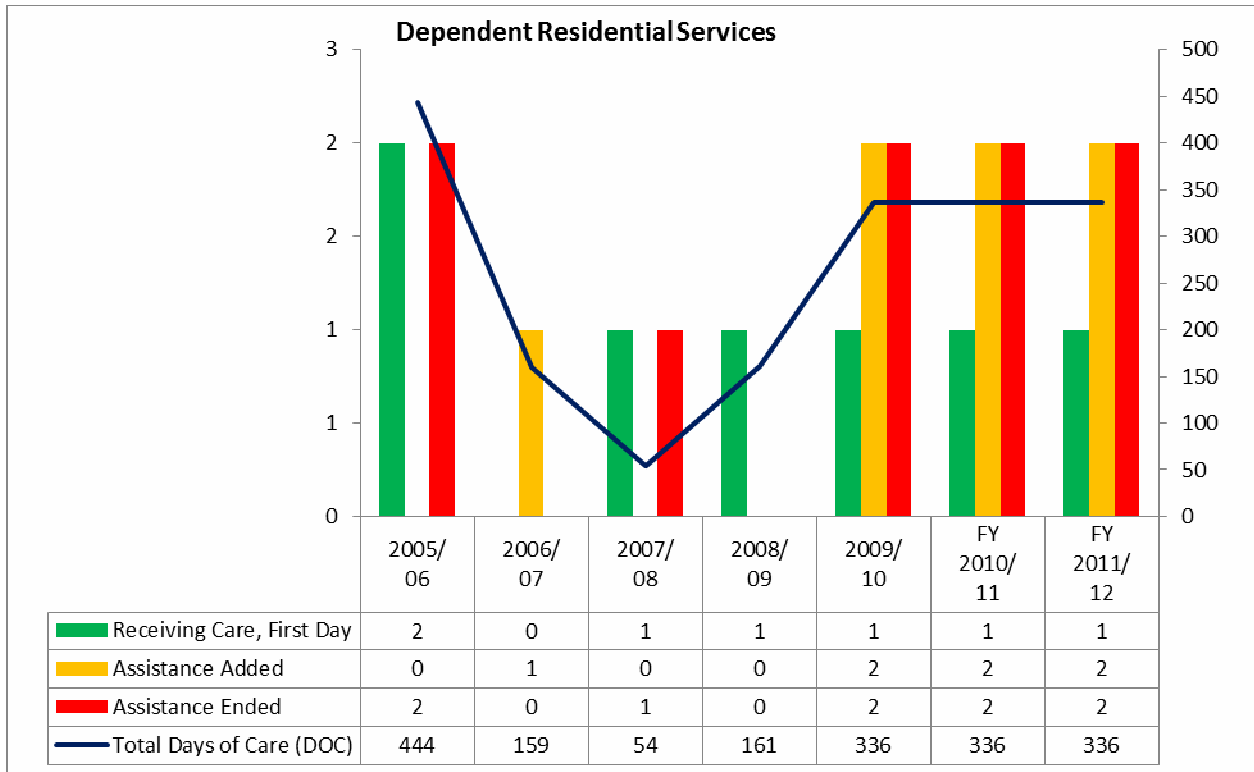
- Insert charts related to out-of-home placements where trends are highlighted (Charts 6-13), and discuss the trend(s). Describe factors contributing to the trend. Discuss any important trends that may not be highlighted.



Click to Paste Chart

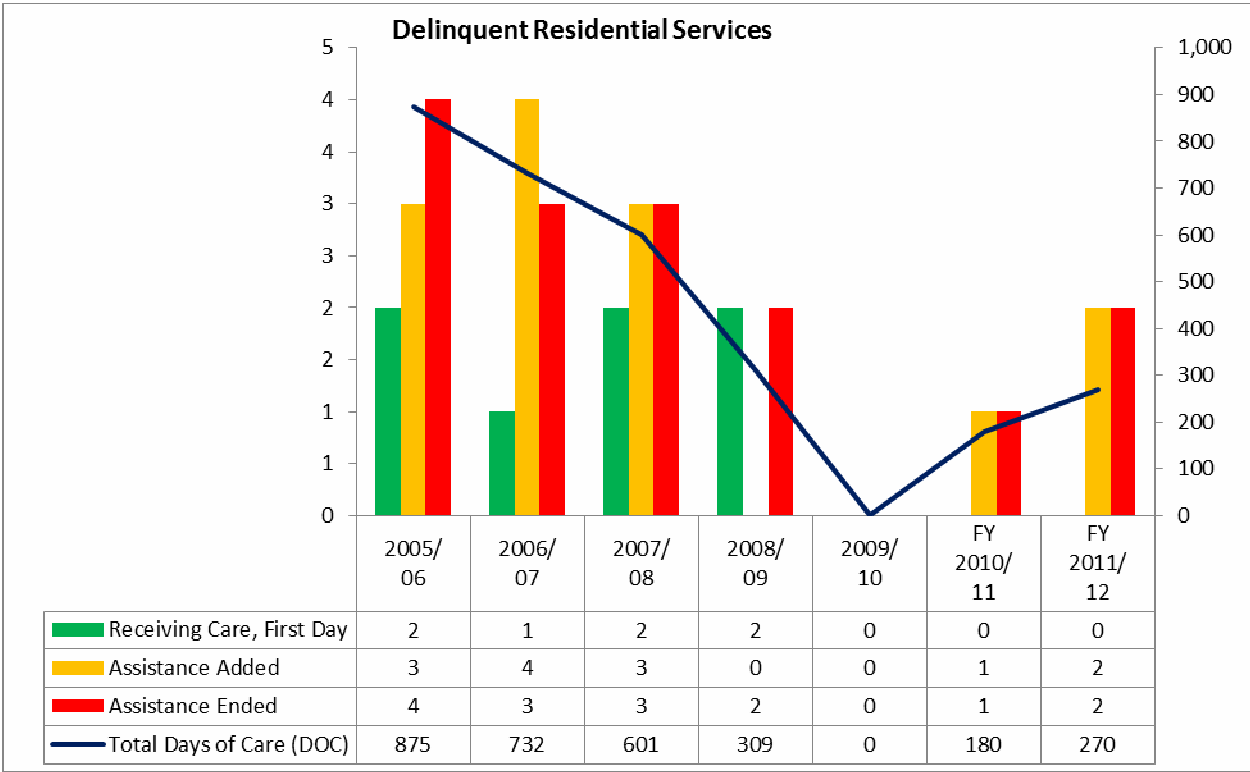
The Cameron County Probation Department has not utilized Juvenile Detention that much in the past few years. There are no significant trends in the data, as detention is only used when totally necessary, as there are other options prior to detention.

CAMERON COUNTY



As you can see, the number of days of care increased in 2009-2010. This is attributed to an RTF placement and a drug and alcohol placement, in which the county did not incur any costs. Again, it is very hard to establish any trends with a small amount of placements and data.

CAMERON COUNTY



Delinquent Residential Services had a drastic decline in 2009-2010 compared to previous years. This again can be attributed to the increase in the amount of in-home services that are now offered in the county.

CAMERON COUNTY

3-2e. Aging Out

- Insert the Aging Out Chart (Chart 14). If the county does not have sufficient data to analyze trends, describe how the county plans to track this data in the future.



Click to Paste Chart

As you can see, this agency did have one child age out in 09-10, and he did have a life connections, which was his mother. This child was a probation placement that was discharged to a different county. There are no real trends in the data.

CAMERON COUNTY

3-2f. General Indicators

- Insert the complete table from the *General Indicators* tab. No narrative is required in this section.

3-2: General Indicators								
Type in PURPLE boxes only (blue for Excel 2007 users)								
County Number: <input type="text"/>			Class		#N/A			
#N/A								
<input type="button" value="Copy Part 1 for Narrative insertion"/>			<input type="button" value="Copy Part 2 for Narrative insertion"/>			<input type="button" value="Print"/>		
3-2a. Service Trends								
Indicator	FY 2005/06	FY 2006/07	FY 2007/08	FY 2008/09	FY 2009/10	Projected		2005-09
						FY 2010/11	FY 2011/12	% Change
Intake Investigations								
Children	260	238	215	193	178	178	178	-31.5%
Family	103	89	82	77	82	82	82	-20.4%
Ongoing Services								
Children	84	106	75	88	69	69	69	-17.9%
Family	36	44	31	37	31	31	31	-13.9%
Children Placed	10	10	12	7	8	10	10	-20.0%
JPO Services								
Total Children	17	16	10	9	6	9	10	-64.7%
Community Based Placement	13	9	4	3	5	5	5	-61.5%
Institutional Placements	5	6	8	5	1	4	5	-80.0%
3-2b. Adoption Assistance								
Indicator	FY 2005/06	FY 2006/07	FY 2007/08	FY 2008/09	FY 2009/10	Projected		2005-09
						FY 2010/11	FY 2011/12	% Change
Adoption Assistance								
Receiving Care, First Day	6	6	4	4	3	3	3	-50.0%
Assistance Added	0	0	0	0	0	0	0	#DIV/0!
Assistance Ended	0	2	0	1	0	0	0	#DIV/0!
Total Days of Care (DOC)	2,190	1,705	1,464	1,442	1,095	1,095	1,098	-50.0%
3-2c. SPLC								
Indicator	FY 2005/06	FY 2006/07	FY 2007/08	FY 2008/09	FY 2009/10	Projected		2005-09
						FY 2010/11	FY 2011/12	% Change
Subsidized Permanent Legal Custodianship								
Receiving Care, First Day	0	0	0	0	0	0	0	#DIV/0!
Assistance Added	0	0	0	0	0	0	0	#DIV/0!
Assistance Ended	0	0	0	0	0	0	0	#DIV/0!
Total Days of Care (DOC)	0	0	0	0	0	0	0	#DIV/0!

CAMERON COUNTY

3-2d. Placement Data								
Indicator	FY 2005/06	FY 2006/07	FY 2007/08	FY 2008/09	FY 2009/10	Projected		2005-09 % Change
						FY 2010/11	FY 2011/12	
Traditional Foster Care (non-kinship)								
Receiving Care, First Day	2	3	1	2	0	1	1	-100.0%
Assistance Added	3	0	4	0	2	1	1	-33.3%
Assistance Ended	2	2	3	2	1	1	1	-50.0%
Total DOC	955	552	433	472	138	545	545	-85.5%
Reimbursed Kinship Care								
Receiving Care, First Day	0	0	0	0	0	0	0	#DIV/0!
Assistance Added	0	0	0	0	0	0	0	#DIV/0!
Assistance Ended	0	0	0	0	0	0	0	#DIV/0!
Total Days of Care (DOC)	0	0	0	0	0	0	0	#DIV/0!
Foster Family Care (Total of 2 above)								
Receiving Care, First Day	2	3	1	2	0	1	1	-100.0%
Assistance Added	3	0	4	0	2	1	1	-33.3%
Assistance Ended	2	2	3	2	1	1	1	-50.0%
Total Days of Care (DOC)	955	552	433	472	138	545	545	-85.5%
Non-reimbursed Kinship Care								
Receiving Care, First Day	0	0	0	0	0	0	0	#DIV/0!
Assistance Added	0	0	0	0	0	0	0	#DIV/0!
Assistance Ended	0	0	0	0	0	0	0	#DIV/0!
Total Days of Care (DOC)	0	0	0	0	0	0	0	#DIV/0!
Dependent Community Residential								
Receiving Care, First Day	0	0	0	0	1	1	1	#DIV/0!
Assistance Added	0	0	2	2	0	1	1	#DIV/0!
Assistance Ended	0	0	2	1	0	1	2	#DIV/0!
Total Days of Care (DOC)	0	0	187	147	365	545	262	#DIV/0!
Delinquent Community Residential								
Receiving Care, First Day	3	1	2	0	1	0	0	-66.7%
Assistance Added	1	4	1	3	0	1	1	-100.0%
Assistance Ended	3	3	3	2	1	1	1	-66.7%
Total Days of Care (DOC)	990	219	275	253	68	180	180	-93.1%
Juvenile Detention								
Receiving Care, First Day	0	0	0	0	0	0	0	#DIV/0!
Assistance Added	1	0	4	2	1	2	2	0.0%
Assistance Ended	1	0	4	2	1	2	2	0.0%
Total Days of Care (DOC)	3	0	22	25	11	31	31	266.7%
Dependent Residential Services								
Receiving Care, First Day	2	0	1	1	1	1	1	-50.0%
Assistance Added	0	1	0	0	2	2	2	#DIV/0!
Assistance Ended	2	0	1	0	2	2	2	0.0%
Total Days of Care (DOC)	444	159	54	161	336	336	336	-24.3%
Delinquent Residential Services								
Receiving Care, First Day	2	1	2	2	0	0	0	-100.0%
Assistance Added	3	4	3	0	0	1	2	-100.0%
Assistance Ended	4	3	3	2	0	1	2	-100.0%
Total Days of Care (DOC)	875	732	601	309	0	180	270	-100.0%
3-2e. Aging Out Data								
Indicator	FY 2005/06	FY 2006/07	FY 2007/08	FY 2008/09	FY 2009/10	Projected		2005-09 % Change
						FY 2010/11	FY 2011/12	
Aging Out								
Number of Children Aging Out	2	4	2	3	1	1	1	-50.0%
Have Permanent Residence	N/A	N/A	2	3	1	1	1	#VALUE!
Have Source of Income Support	N/A	N/A	0	0	0	0	0	#VALUE!
Have Life Connection	N/A	N/A	2	3	1	1	1	#VALUE!

CAMERON COUNTY

Section 4: County Programs & Services

➔ 4-1: Children/Families not Accepted for Service

- How does the county determine a child/family is not accepted for service?

When Children and Youth Services of Cameron County receives a call/referral, it is then reviewed by the Casework Supervisor, as well as with the Director. A decision is then made concerning whether or not there is sufficient evidence of CA/N. If the call is not of the child abuse and neglect nature, the call may be referred to another agency or to an attorney, as this agency does receive many calls concerning custody issues that this agency does not handle. Being a very small county, this agency may go out to the home and make sure that everything is going okay and that the children remain safe, even though the call may not warrant that. This agency likes to think that this is being proactive and may possibly reduce any CA/N calls in the future. There are times when the calls are borderline CA/N, and this Director will contact the county solicitor to get his opinion on whether or not something needs to be done. With the increase in agency responsibilities, this agency is starting to shy away from unnecessary visits due to time and paperwork constraints.

➔ 4-2: New/Enhanced Programs

- Briefly explain requests for funding of new programs or enhancements to existing programs. The explanation must include why the county is seeking funding for the new/enhanced program and how it relates to needs identified in the county.

As there are not many services for the residents of Cameron County, this agency is requesting funding for Family Group Decision Making services. This agency already receives services for Family Preservation services through Community County Services, and this agency would like to contract with this agency to provide Family Group Decision Making services. It would be anticipated that this program would serve approximately ten to twelve families a year and the cost would be \$3033 per family, which would be a total cost of \$36,396. Community County Services already provides Family Group Decision Making services to Jefferson County, and they have several trained and capable staff. With utilizing these services, it is anticipated that placements will remain very low, as this is an evidenced based program that is proven to reduce out of home placements. As discussed earlier, this agency already purchases Family Preservation services through Community County Services, and this would be an excellent step down program for families that no longer qualify for family preservation services, but still need a bit of supervision.

- In the specific budget adjustment forms for new initiatives or services, identify cost savings and reduced rates, and provide evidence that the new program is less expensive or more effective than the current service.
- For enhanced programs, describe how the program is effective.

N/A

CAMERON COUNTY

- ❑ For enhanced programs, discuss the expected level of program improvement, and describe how the program will reduce costs or the rate of future cost increases.

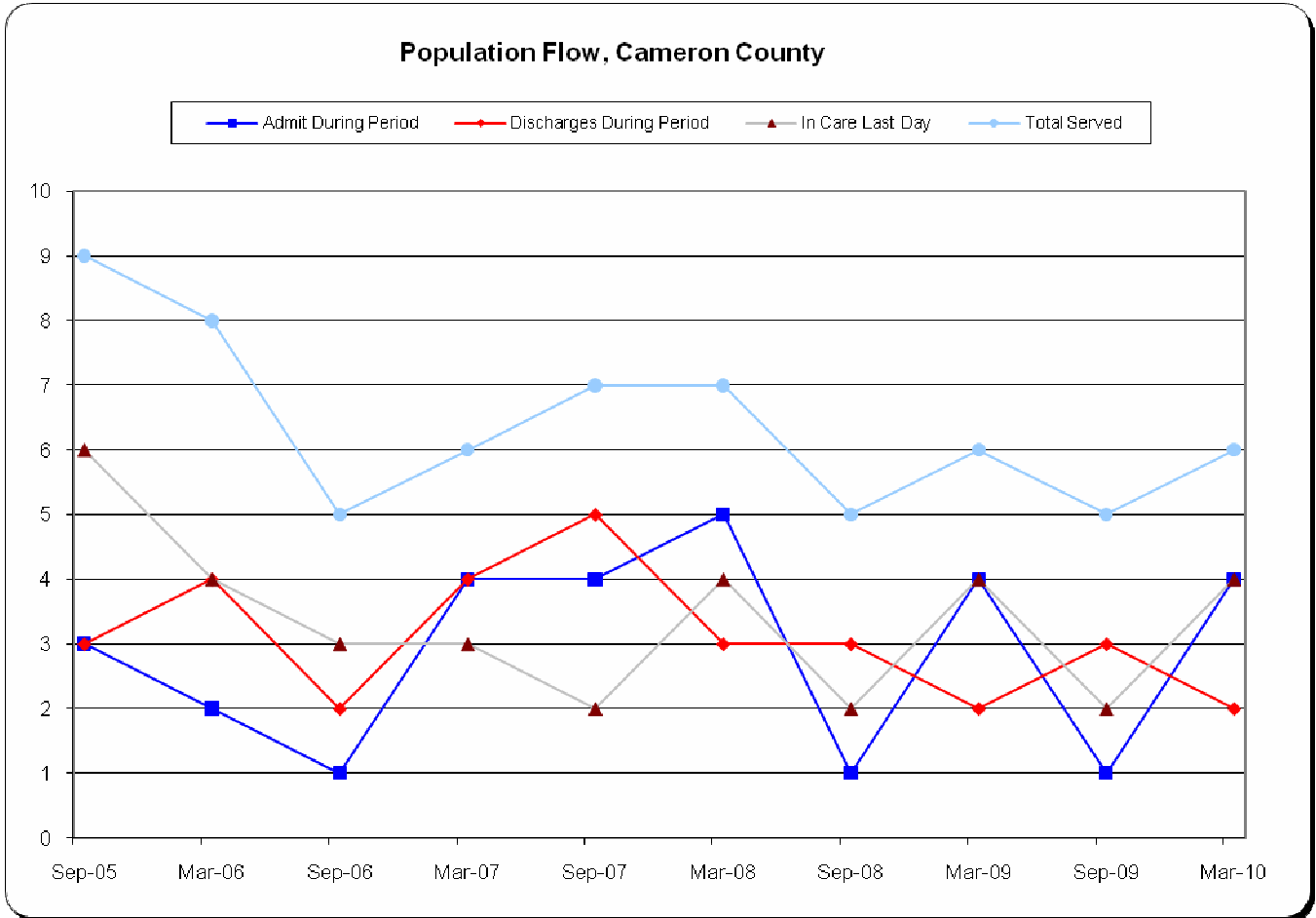
N/A

CAMERON COUNTY

Section 5: Outcome Indicators

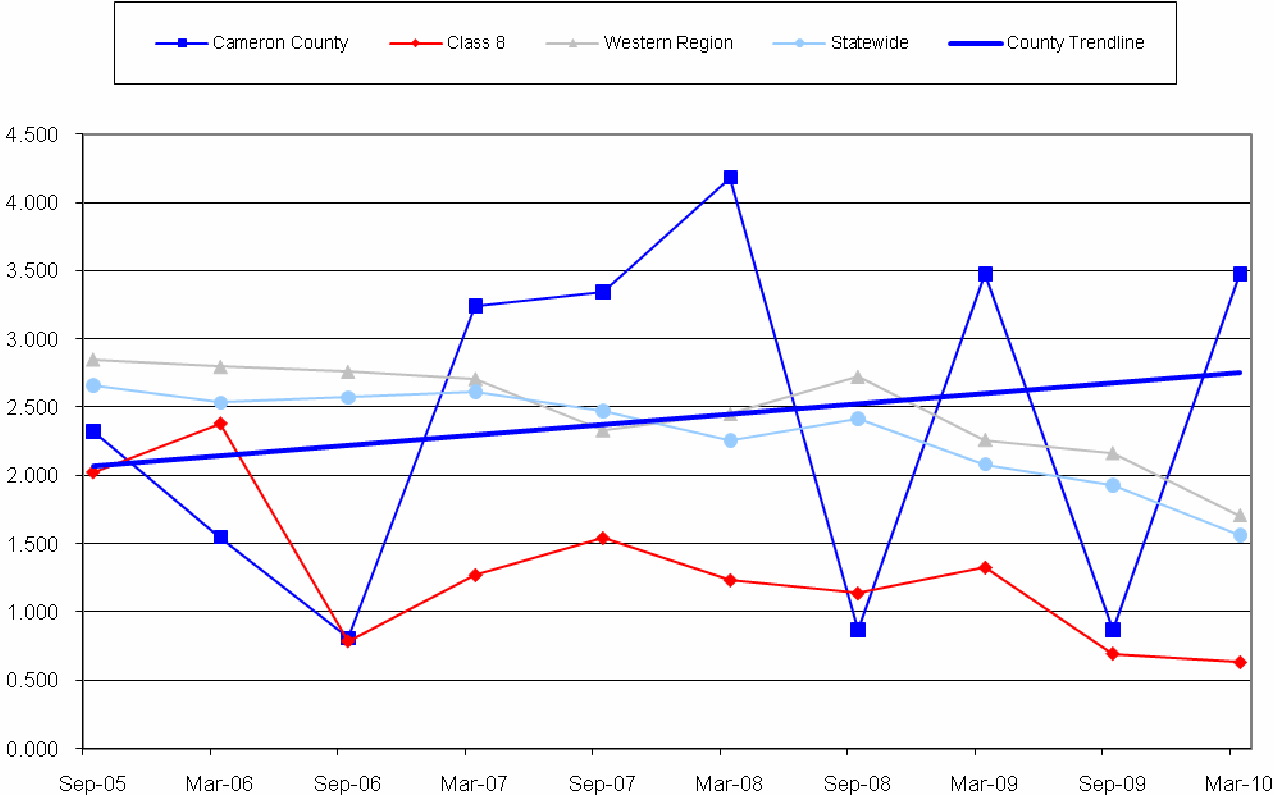
5-1a. Foster Care Population Flow (See HZA Data Package)

On the following pages, paste up to three charts from the HZA data. Each chart should be pasted on a separate page.

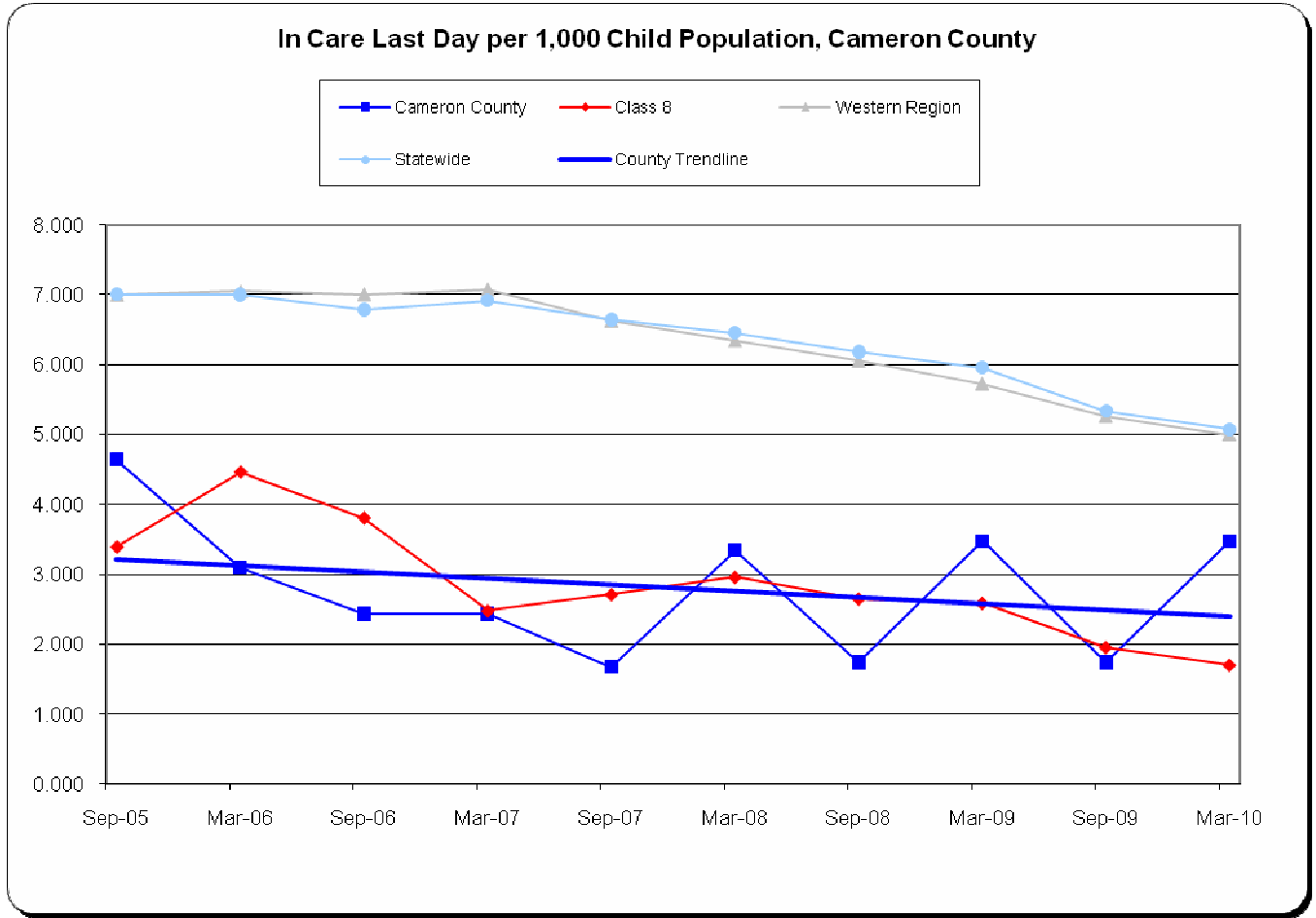


CAMERON COUNTY

Admissions per 1,000 Child Population, Cameron County



CAMERON COUNTY



- Is the overall trend in the number of children being served or in care in the county different than that in the state as a whole? In counties of the same class?

The overall trend in the number of children admitted into care in Cameron County is higher than that of the state, region, and 8th class counties. Cameron County appears to have lower placement rates overall in comparison to the state as a whole, and it appears that the county has pretty consistent rates of care when viewed in comparison to other 8th class counties.

- Please describe what demographic factors, if any, have contributed to changes in the number of children being served or in care.

The number of children served in Cameron County has remained fairly consistent over the past few years, at around 3 to 4 children per 1,000. The reason that the county's admission rate of care fluctuates erratically in comparison to the state, the region and other 8th class counties, is largely the result of the sparse population, which places more weight on each individual placement than other counties. Cameron County prides itself on its collaboration and coordination with families through supportive services to reduce the need for care and time in care, which is evidenced in the population flow chart.

CAMERON COUNTY

- ❑ Please describe what changes in agency priorities or programs, if any, have contributed to changes in the number of children served or in care and/or the rate at which children are discharged from care.

The agency has continually seen success in utilizing the preventative services available to it, such as PAT, FPP, and MST. There has also been some competency building programs available for teens, in the Strengthening Families Program and the Facts of Life Program, which children greatly benefit from and appear to enjoy. Due to the economic issues within the county, the agency has been very busy serving the residents, and it is believed that without these additional services, that the number of children in care would increase greatly.

- ❑ Are there any demographic shifts which impact the proportions of children in care (for example, are younger children making up a larger proportion of admissions than in years past)?

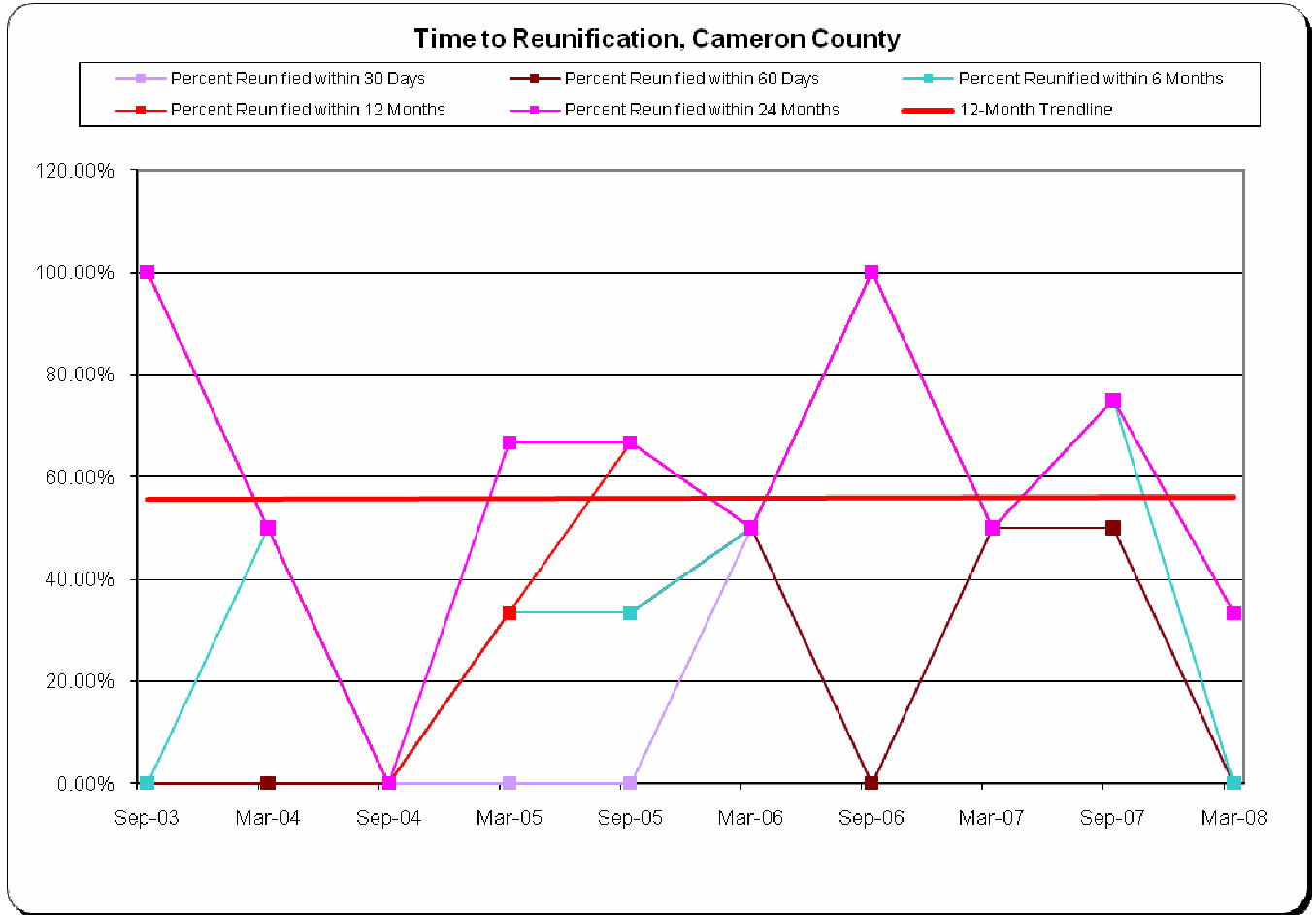
There appears to be an increase in the number of out of control teenagers that this agency has had to place in care in the past year or so, due to substance abuse issues, truancy, sexual offending and incorrigibility. This agency has been able to reduce the number of days in care for many of the younger children, primarily due to the preventative services such as FPP, MST, and PAT. This agency feels that this could be further helped through utilization of SFP to increase parental competencies and help foster positive child parent relationships

- ❑ How has the county adjusted staff ratios and/or resource allocations (both financial and staffing, including vacancies, hiring, turnover, etc.) in response to a change in the foster care population? Is the county's current resource allocation appropriate to address projected needs?

Due to Cameron County's small population, a few placements above the estimated allocation could cause serious fiscal problems. Cameron County has expanded the office in the past year, and has added a part time secretary and will be sharing a paralegal with Elk County Children and Youth to assist with court documentation within the next year. There is some fear that an increase in placements could result in the county going into overmatch. This agency currently employs 5 staff members full time and one staff member part time and it appears that the resources allocated should meet the projected needs of the county at this time.

CAMERON COUNTY

5-1b. Reunification Survival Analysis (See HZA Data Package)



- ❑ Is the county's performance in each measure improving or declining over time? Please describe briefly any significant trends in the data. What policies or practices explain the trends?

As discussed earlier, the County does appear to be improving in shortening the time spent in care over the past few years, with more children returning home within 6 months of entering care and also in the amount of children returned within 30 days of placement. This seems to be attributed with the increase in evidence-based preventative services, the low staff turn over within the agency in the past few years, and the agency taking a more active role in networking and coordinating services with other local social service agencies and prides itself on its intensive case management practices. This agency has not been able to spend as much time in the field, due to increasing paperwork demands.

- ❑ If there are fewer reunifications within 12 months of the child's removal, what is happening to those children? Are they returning home later or eventually being discharged in some other way?

CAMERON COUNTY

As discussed earlier, there has been an increase in the number of children that are returned home within 12 months. It appears that children that are involved in intensive sexual offender's treatment programs spend the most time in a facility. This is typically due to their inability to work through the goals of the program and the need to ensure that they have a safe environment to return to so they do not re-offend.

- ❑ Are children being reunified more quickly, or more slowly, than in past years? Does the timeliness of the reunifications reflect the changing needs of families in the county? Among children reunified in less than 30 days, were the services provided sufficiently to alleviate the concerns that led to the child's removal? What services could have prevented removal of children who were reunified within 30 days?

Children in Cameron County are being reunified more quickly in Cameron County than in years past. This agency prides itself on its ability to network with both social service providers and familial supports to ensure that a child can be returned safely to their home as soon as possible. This agency has seen the ability to provide supports within the home increase, with FPP, MST, PAT, and other mental health services such as Family Based, Wraparound MT, and BSC services. Also, FPP helps create more positive relationships and deter risky behaviors.

- ❑ How does the county's data compare to other counties of the same county class size? To the statewide data?

Cameron County's data is comparable to other 8th class counties and it appears that it is a bit better than the statewide data. This is hard to measure, due to the small population of children in the county.

- ❑ If the county's performance exceeds comparable county and/or statewide performance, what policies or practices does the county believe have contributed to this result? What actions is the county taking to maintain or improve its performance?

This county appears to be performing a bit above statewide placement data and it is believed that the ability to maintain passionate and competent staff, the implementation of evidence based programming, and the strong relationship the agency has with other social service providers in the area has attributed to the ability of the agency to provide more effective services for the families in Cameron County.

Or

If the county's performance lags behind comparable county and/or statewide performance, what factors does the county believe have contributed to this result? What actions is the county taking to improve its performance?

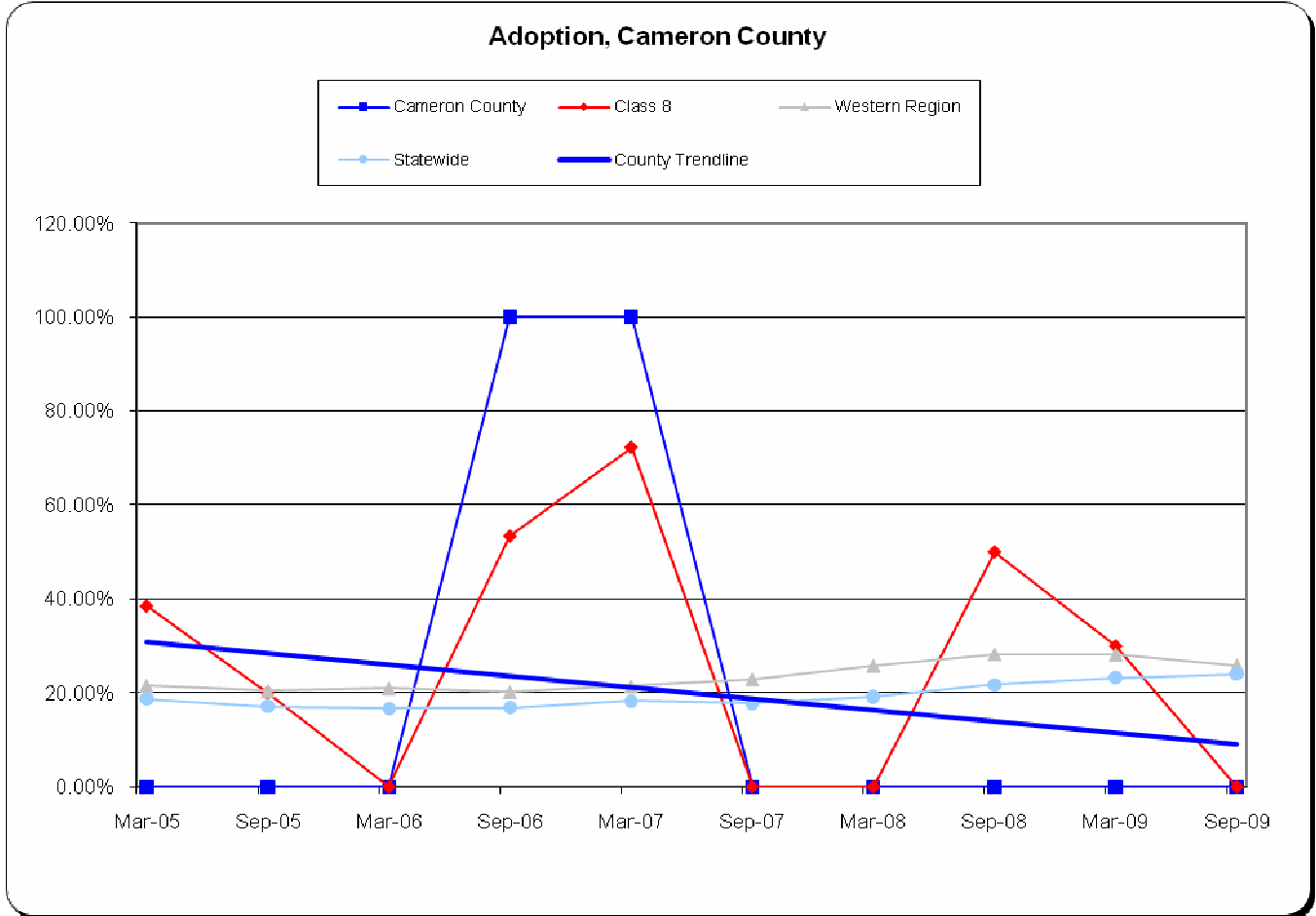
- ❑ Are there certain populations which are disproportionately represented in this measure? What actions is the county taking to address that population's needs?

There appears to be an increase in the number of incorrigible teens that are placed by this agency in comparison to the years past. This is slight however, as there are not many children in the data set.

➤ 5-1c. Adoption Rate, 17 Months

CAMERON COUNTY

(See HZA Data Package)



- Is the county's performance in each measure improving or declining over time? Please describe briefly any significant trends in the data. What policies or practices explain the trends?

Cameron County has not had an adoption in the past couple of years and it appears that there has been a declining trend in the past 5 years or so. This is due to the County's ability to keep the amount of time in care at a minimum, which is believed to be attributed to FPP, MST, and PAT. This is also due to the few number of children in placement.

- Do current policies of the agency or courts serve affect the timeliness of adoptions? Do the delays tend to occur between removal and TPR, between TPR and pre-adoptive placement, or between pre-adoptive placement and finalization?

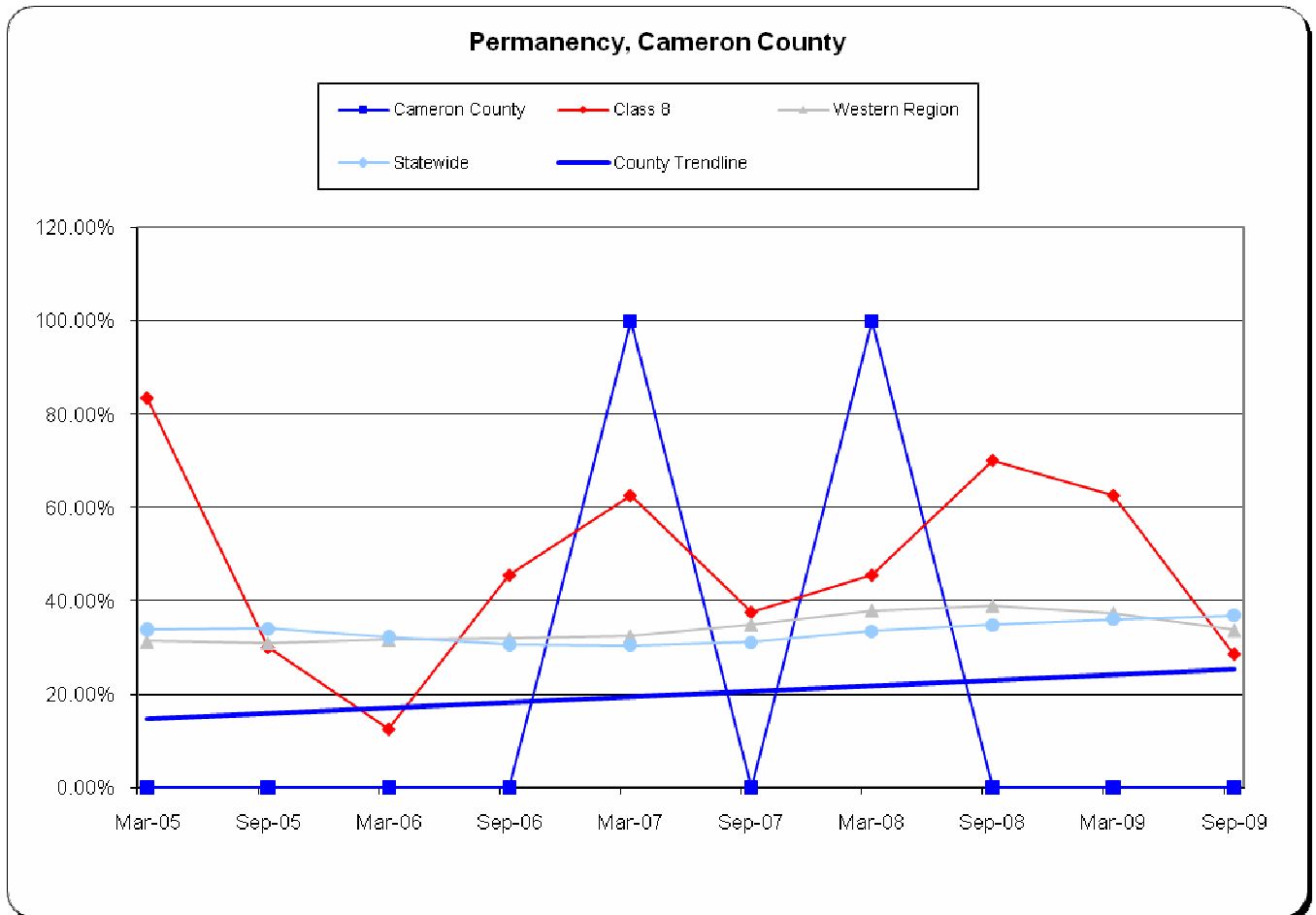
This agency likes to move adoption proceedings ahead in a timely fashion when it does occur so that permanency can be achieved. The county only averages about one adoption every 5 years or so. There are no significant trends to be addressed.

CAMERON COUNTY

- ❑ Which group of children represent the largest proportion/share of children for whom performance is below the national standard? What actions is the county taking to address that population's needs?

There are no groups of children that fall below the national standard, as the last two adoptions that have been performed were at 100 %. There will be no actions taken, as there does not appear to be any need to do so.

➤ 5-1d. Permanency, 24 Months (See HZA Data Package)



- ❑ Is the county's performance in each measure improving or declining over time? Please describe briefly any significant trends in the data. What policies or practices explain the trends?

In the past 4 years, this county has had only 2 children in care for 24 months or longer and both were reunified. There are no real trends to gather from this data, as this agency does a good job of reunification in a timely fashion.

- ❑ Which group of children represent the largest proportion/share of children in care more than 24 months? What are the most frequent permanency goals for these children? What are the most frequent actual discharge destinations for these children?

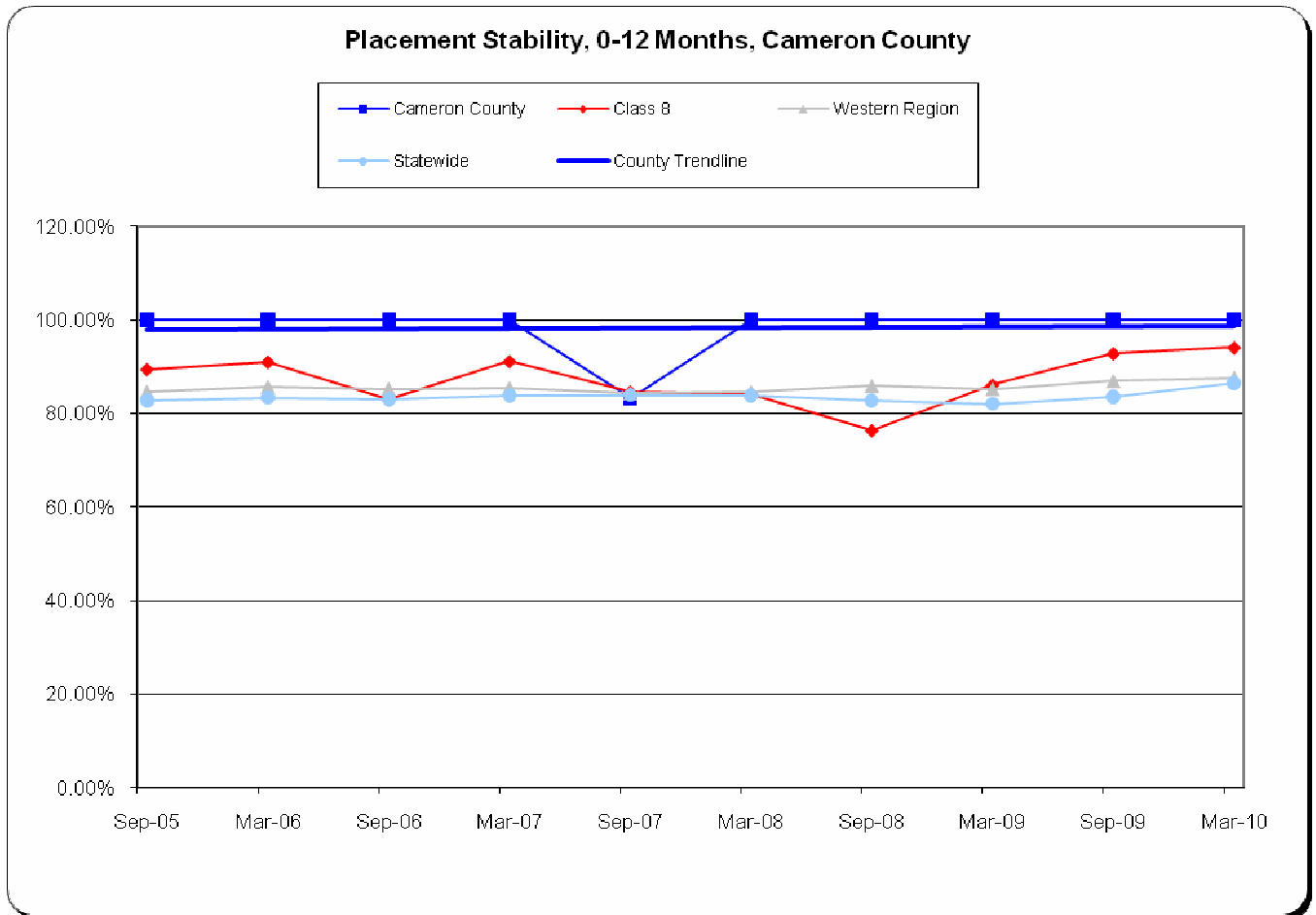
CAMERON COUNTY

The two children that had been in placement for 24 months or longer over the past 4 years had been Probation placements. The goals for these children are typically return home or independent living. Discharge destination for these children are usually back home to their parents, unless they are unable to reside with them for safety reasons such as a perpetrator of sexual abuse with their victim.

- ❑ What steps is the county taking to achieve permanency for these children? What are the barriers to achieving permanency?

Permanency for these two children have since been met. Often times, it is difficult to achieve permanency if a child does not have a return home option, which is due to a victim residing in the home.

- **5-2a. Placement Stability, Less than 12 Months (CFSR Measure 4.1)**
- **(See HZA Data Package)**



- ❑ Is the county's performance in each measure improving or declining over time? Please describe briefly any significant trends in the data. What policies or practices explain the trends?

CAMERON COUNTY

Cameron County has had a good record of maintaining placement stability over the past few years, maintaining 100% over most of the last few years. The agency makes efforts to carefully consider the placement options prior to a child being placed to ensure that the facility best meets their needs. The children that had been in more than one placement had been the result of a child entering shelter care while waiting for a bed in RTF to open up, or are waiting on approval for a foster home. There do not appear to be any major trends in the data.

- ❑ How does the county's data compare to other counties of the same size? To the statewide data?

Cameron County's performance is better than that of counties of the same size and better than the state data.

- ❑ If the county's performance exceeds comparable county and/or statewide performance, what policies or practices does the county believe have contributed to this result? What actions is the county taking to maintain or improve its performance?

As stated earlier, the agency makes careful decisions as to where they place a child, so that they can best avoid multiple transitions into other settings. This county has a good working relationship with placement and foster care entities, and frequently communicate and visit the facilities to try and deter issues from occurring that would lead to multiple placements for a child. The agency also communicates with service providers that are involved with the child prior to the placement, to receive feedback and ensure that the placement setting is the least restrictive and best for the child's needs.

Or

If the county's performance lags behind comparable county and/or statewide performance, what factors does the county believe have contributed to this result? What actions is the county taking to improve its performance?

- ❑ When compared to class and state performance on each of the measures, at what point does placement stability tend to break down— the first, second, or third year? What is the county doing differently than the class, region, or rest of the state?

It appears that the time in which the placement stability has broken down in the past was situations in which a child was placed in an emergency shelter situation and then moved to a longer term facility that is suited to meet their needs.

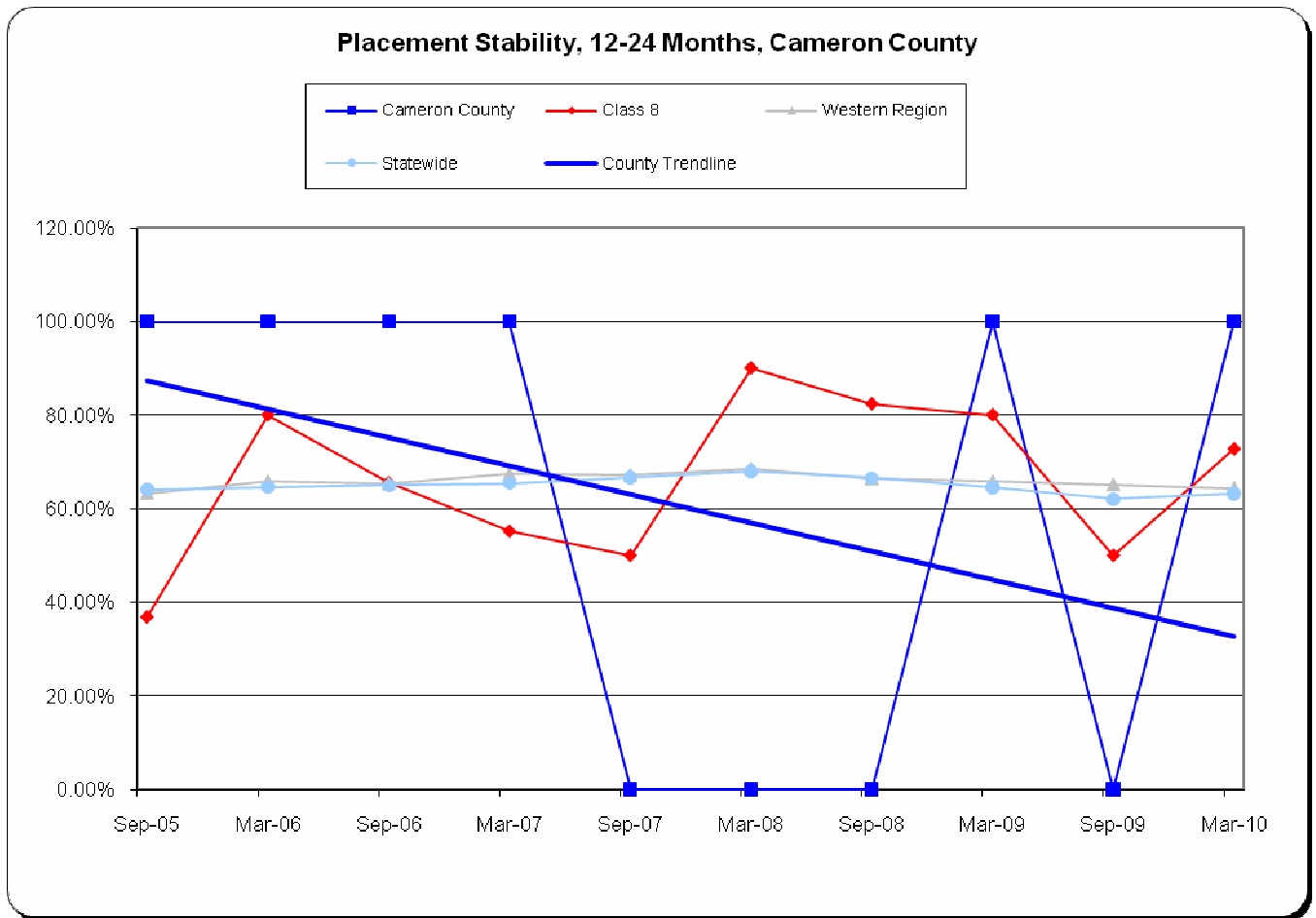
- ❑ Describe the relationship between actions taken in the first 24-72 hours of a child's removal and the on placement stability? How often does the child's first placement become the placement in which the child remains while in care? What steps is the county taking to increase that proportion?

This agency will typically place a child into shelter care when Emergency Custody is granted. The child typically will remain in shelter until the outcome of the 10-Day hearing. It is at this time in which a child will typically change placement settings, usually into foster care or an RTF setting. Between the 72-Hour hearing and the 10-Day hearing, the agency quickly works on finalizing plans for a change in placement if it is necessary. Sometimes this

CAMERON COUNTY

can occur within this time frame but there are times, such as when a psychological evaluation is required, in which it may take a bit longer to achieve. Sometimes, a child will go right into foster care if warranted. Cameron County has done well in this category and achieved 100% in this area most of the time. There is nothing further that needs to be done to address this area.

5-2b. Placement Stability, 12 to 24 Months (CFSR Measure 4.2)
 (See HZA Data Package)



- Is the county's performance in each measure improving or declining over time? Please describe briefly any significant trends in the data. What policies or practices explain the trends?

The data appears to show that this measure is declining over time. This is due to the skewed data, in which the county has had either 100% stability or 0% stability for children in care 12-24 months. This is due to this agency not having most children in care for more than 12 months. The agency prides itself on timely reunifications and in meeting children and families' needs in the home through preventative services.

- How does the county's data compare to other counties of the same size? To the statewide data?

CAMERON COUNTY

This County's data does appear that the agency's performance is below that of the state and other 8th class counties. This is due to the fact that the data is skewed in that the agency did not have many placements over a 12 month timeframe and when we did, they remained in one placement facility.

- If the county's performance exceeds comparable county and/or statewide performance, what policies or practices does the county believe have contributed to this result? What actions is the county taking to maintain or improve its performance?

This agency makes careful attempts to ensure that children are placed in an appropriate setting upon their initial placement. The agency communicates frequently with the placement facilities and visits frequently to ensure child safety and well-being. This agency will continue to ensure that they are working to make sure that the children's needs are met upon placement. The Probation department and other service providers involved with the family also provide assistance in ensuring that the placement meets the child's best interests.

Or

If the county's performance lags behind comparable county and/or statewide performance, what factors does the county believe have contributed to this result? What actions is the county taking to improve its performance?

- When compared to class and state performance on each of the measures, at what point does placement stability tend to break down– the first, second, or third year? What is the county doing differently than the class, region, or rest of the state?

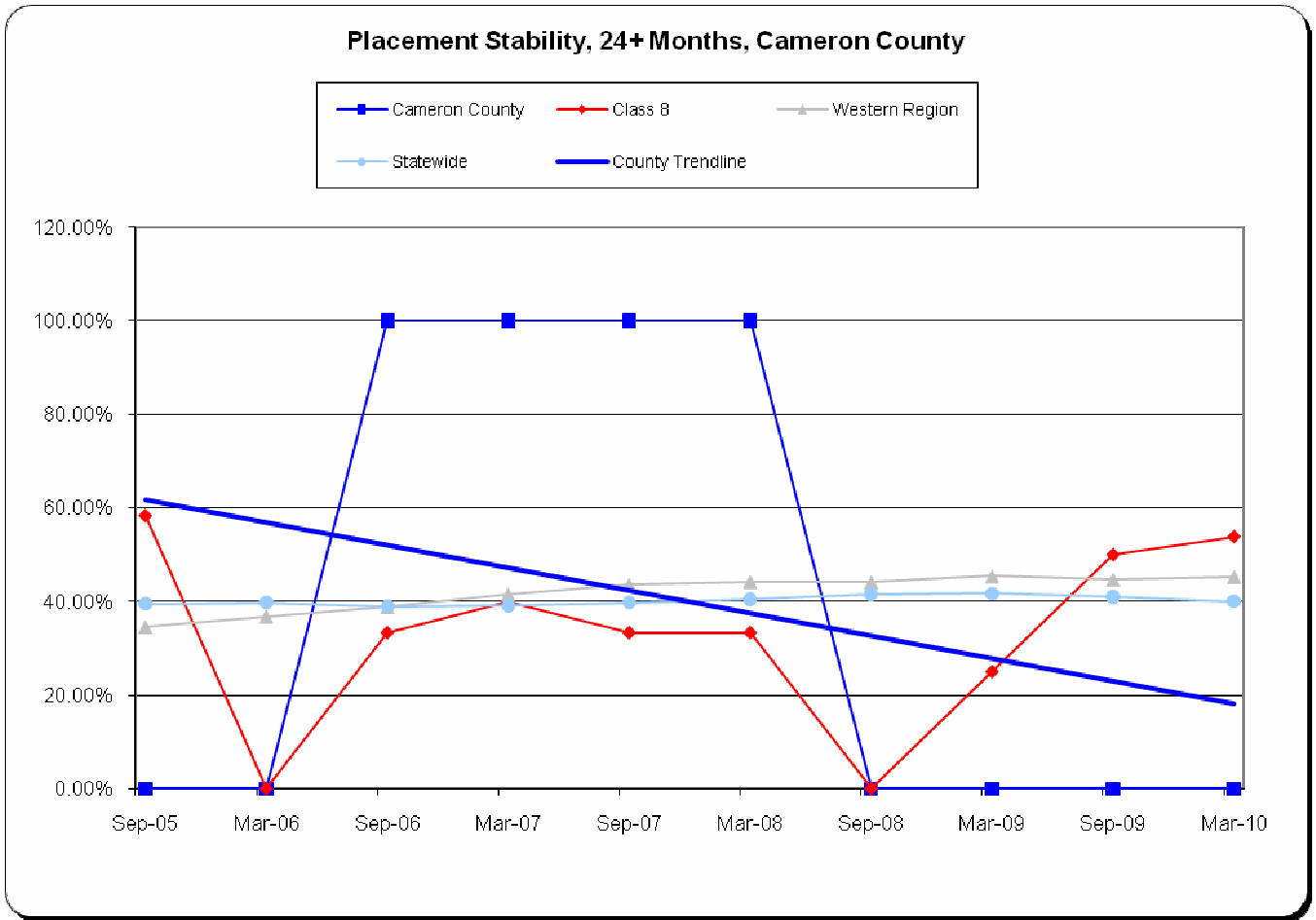
As discussed earlier, this agency typically only makes multiple changes in the setting in situations in which a child is placed in emergency shelter care and needs to be placed in another setting, such as foster care or an RTF facility. This agency may also need to change facilities in situations in which independent living is required or seems necessary.

- Describe the relationship between actions taken in the first 24-72 hours of a child's removal and the on placement stability? How often does the child's first placement become the placement in which the child remains while in care? What steps is the county taking to increase that proportion?

This agency will typically place a child into shelter care when Emergency Custody is granted. The child typically will remain in shelter until the outcome of the 10-Day hearing. It is at this time in which a child will typically change placement settings, usually into foster care or an RTF setting. Between the 72-Hour hearing and the 10-Day hearing, the agency quickly works on finalizing plans for a change in placement if it is necessary. Sometimes this can occur within this time frame but there are times, such as when a psychological evaluation is required, in which it may take a bit longer to achieve. Sometimes, a child will go right into foster care if warranted. Cameron County has done well in this category and achieved 100% in this area most of the time. There is nothing further that needs to be done to address this area.

➔ **5-2c. Placement Stability, More than 24 Months (CFSR Measure 4.3)**
(See HZA Data Package)

CAMERON COUNTY



- Is the county's performance in each measure improving or declining over time? Please describe briefly any significant trends in the data. What policies or practices explain the trends?

It appears that the performance is declining over time, however, this is due to the fact that this agency has not had children in placement over 24 months in the last 2 years. When this agency does have children in placement over 2 years, they tend to stay in one placement setting for this time. As mentioned before, usually the only time that a placement is changed is if it is a situation in which a child goes from emergency shelter care to a foster care or RTF setting.

- How does the county's data compare to other counties of the same size? To the statewide data?

It is virtually impossible to compare the data sets of this county, other 8th class counties, and statewide data. This is due to the fact that not many children remain in care over 24 months. If they do, they tend to stay in one placement setting.

CAMERON COUNTY

- ❑ If the county's performance exceeds comparable county and/or statewide performance, what policies or practices does the county believe have contributed to this result? What actions is the county taking to maintain or improve its performance?

This agency makes careful attempts to ensure that children are placed in an appropriate setting upon their initial placement. The agency communicates frequently with the placement facilities and visits frequently to ensure child safety and well-being. This agency will continue to ensure that they are working to make sure that the children's needs are met upon placement. The Probation department and other service providers involved with the family also provide assistance to ensure that the placement meets the child's best interests. It is very difficult to compare Cameron County's data with that of other 8th class counties and state wide data, as we do not have many children that remain in care beyond 24 months.

Or

If the county's performance lags behind comparable county and/or statewide performance, what factors does the county believe have contributed to this result? What actions is the county taking to improve its performance?

- ❑ When compared to class and state performance on each of the measures, at what point does placement stability tend to break down– the first, second, or third year? What is the county doing differently than the class, region, or rest of the state?

As discussed earlier, this agency typically only makes multiple changes in the setting in situations in which a child is placed in emergency shelter care and needs to be placed in another setting, such as foster care or an RTF facility. This agency may also need to change facilities in situations in which independent living is required or seems necessary.

Describe the relationship between actions taken in the first 24-72 hours of a child's removal and the on placement stability? How often does the child's first placement become the placement in which the child remains while in care? What steps is the county taking to increase that proportion?

This agency will typically place a child into shelter care when Emergency Custody is granted. The child typically will remain in shelter until the outcome of the 10-Day hearing. It is at this time in which a child will typically change placement settings, usually into foster care or an RTF setting. Between the 72-Hour hearing and the 10-Day hearing, the agency quickly works on finalizing plans for a change in placement if it is necessary. Sometimes this can occur within this time frame but there are times, such as when a psychological evaluation is required, in which it may take a bit longer to achieve. Sometimes, a child will go right into foster care if warranted. Cameron County has done well in this category and achieved 100% in this area most of the time. Again, we do not see many placements that last 24 months or more. There is nothing further that needs to be done to address this area.

CAMERON COUNTY

☛ 5-3a. Prevention Services

- Briefly describe prevention programs, including services to be provided and what will be prevented (i.e., child abuse, child neglect, truancy, delinquency).

The Skills for Life and Rewards Program is an initiative sponsored through the Cameron County Integrated Children's Service Plan. Participants from ages 12-18 are self referred through various agencies and parents. In addition, the Cameron County School District will utilize this program as a truancy prevention initiative. Youth that are beginning to demonstrate a pattern of truancy will be referred to the program to prevent the child or parents from being cited for truancy. The District Judge will also utilize this program to deal with those youth cited for summary offenses such as truancy, criminal mischief, underage drinking, tobacco violation, etc. It is hoped that this intervention will prevent a juvenile's further penetration into the juvenile justice system. The program is coordinated by the Cameron County community-based probation officer in collaboration with Cameron County Children and Youth Services. Youth are exposed to a number of educational programs and hands on activities that deal with issues such as drug and alcohol use/abuse, date rape, domestic violence, parenting, disability training, cooking, gardening, money management, and exposure to secondary education and vocational opportunities. At the core of the program is the Facts of Life Seminar developed by Dr. Douglas Ramm. This evidence-based eight session curriculum is designed to provide youth and young adults with a method of decision making and set of guidelines which helps them understand how their decisions and actions will have a direct impact on their happiness and quality of life, and in turn will help them function as responsible members of the community. The Cameron County Probation office ran six sessions throughout the 2009-2010 year.

In addition to the educational objective, there are rewarding recreational activities directed at enhancing self-esteem, improving problem solving and coping skills, and providing an environment for appropriate social interaction. Recent and planned activities include chess club, geo caching, canoeing, hiking, fishing, trip to Waldemeer Park, tackling the ropes course at Penn York Camp, visiting the WW II Museum, and making creations from stained glass. The program is continually evolving and members of the community are encouraged to become involved and share their time and talents with the youth.

Cameron County Children and Youth Services utilizes one other prevention program. It is the Parents as Teachers Program through the Cameron County Family Center. Parents as Teachers provides education regarding child development, age appropriate developmental screenings to inform the parents of their child's strengths and needs, and allows for early referrals of developmental delays to Early Intervention, IU9, and Head Start. This program is designed to help reduce child abuse and neglect and cuts down on out of home placements. The outcomes of this program include: Economic self-sufficiency for families through adult education, training, and employment, healthy development and health care services for children, positive child development through effective parenting, early intervention and outreach services, preservation of the family unit as the foundation for success through children, and seamless, comprehensive, and easily accessed network of services for children and families. In 2009-2010, the Parents as Teachers program served 78 children in Cameron County.

Family Preservation Services through Community County Services has been a PA Promising Practice for the past two years and no longer is allowed to fall under this category and needs to be put back in the Needs Based Budget. This agency is requesting funding for

CAMERON COUNTY

2011-2012 for the amount of \$58,395, which has been the approved amount for 2009-2010, but was cut in 2010-2011 to \$51,515. In working with Community County Services, a rate of \$35.65 per hour was established to provide these services. This service works with three to five families at a time and the counselor works approximately 30 hours per week with the families. This agency receives a monthly billing invoice from Community County Services listing the clients, the date the service started and ended if applicable, how many units per family, the hourly rate, and the amount being billed for each family. The agency's fiscal technician checks over the invoice each month to make sure everything is fine. If necessary, a call is made to Community County Services if there are any issues to address.

The target population for Family Preservation services is birth to age 17. These services will be provided to Cameron County residents only, and may include some collaboration with placement facilities upon discharge of a client. These services will be utilized to prevent out of home placements and help with reunification of children back into their homes. Services will be provided to clients of Children and Youth and Probation only. Collaboration will be with the school district, as well as any other service provider working with the families.

The outcomes for Family Preservation services are to prevent out of home placement of children considered to be at imminent risk of out of home placement, reunification of children safely back to their home, school, and community, improve family functioning, cohesion, and conflict management, teach family and youth competency skills, decrease levels of risk for Child Abuse and Neglect, and empower the parents and youth to seek resources/community supports. Service outcomes are measured by this agency and by the Probation Department through weekly and monthly contact with the provider staff to monitor progress, safety, and to determine if additional services need to be provided.

Referrals are made to Family Preservation services by this agency and by the Probation Department. Referrals cannot be made by anyone else, as the families have to have an open case with either agency. Discussions then begin with Community County Services on whether or not the service will be beneficial to the family or if the family does not qualify for services. If this is the case, then a referral is made to another service provider that can meet the needs of the family. The service runs from three months to five months, depending on progress or lack thereof. During the time that this family is receiving Family Preservation Services, this agency and the Probation Department meet regularly with the staff to discuss progress, safety issues, and to discuss if additional services are needed. When Family Preservation services is closing with a family, a recommendation is made for follow up care if necessary. This agency has a very good history with Community County Services, as they have been providing services for this agency for several years now. This agency is very pleased with the progress that has been made and is also pleased with the reduction of out of home placements. This program is not funded through MA, and it does not matter if a family is receiving medical assistance or not.

Family Preservation Services has been up and running for a few years now, and this agency, as well as the Probation Department have already seen placements decline over these few years. Combined, the two agencies only have three children in placement at this time. With placements costing from anywhere between \$135/day and \$250/day, this agency feels that money has been saved utilizing this program. During the 2009-2010 year, this agency and the Probation office had 19 families that utilized the program combined, serving 38 children, both dependent and delinquent. Of those 38 children served, only one male was in placement and that was for a short stay in shelter care. This is the best in-home

CAMERON COUNTY

program that this agency utilizes and it would be a shame to see the funding cut again, as it truly does save this county placements.

☞ 5-3b. Previously Introduced Outcomes

- ☐ For each outcome introduced by the county in past budgets, describe the activities, programs, or services implemented in order to achieve the outcome and results.

In past budgets, this agency has addressed outcomes which include involvement of more natural supports, developing strengths based Family Service Plans, and getting involvement of all parents. This agency has done a much better job addressing these outcomes than in the past years, but still has a ways to go to achieving all of them. Another area that was worked on this past year was having better collaboration with service providers. At times, this agency gets busy and falls behind on this collaboration. If this agency does not hear from another services provider concerning a client, the assumption is made that things are okay, which is sometimes not the case.

- ☐ Describe whether the county will continue its efforts to improve outcomes, or if the county has analyzed needs and chosen to address different outcomes.

This agency will continue to work on developing strengths based Family Service Plans and getting all parents involved, especially divorced or separated parents. This agency recently had its annual licensing inspection, which went very well. This agency was told that the Family Service Plans were very good and very thorough. This agency's Caseworkers and Casework Supervisor are already scheduled to attend the training, "Engaging Clients from a Strengths-Based, Solution-Focused Perspective." This should continue to help us improve our Family Service Plan process.

Also, this agency will continue to try and improve our efforts of trying to engage all parents. This is very difficult at times due to the parents being divorced or separated, and living in another county or state. Sometimes this agency does not even have an address or phone number to contact the parent, which makes it that much more difficult. Performing Safety Assessments of these households is also necessary if the child(ren) are with his parent over 50% of the time. This area is something this agency has to concentrate on more to make sure that all parents who want to know about their children are contacted.

Another area this agency would like to continue to improve on is having good collaboration with other service providers. There are a lot of service providers that still do not make contact with this agency on a regular basis or at all. It is up to this agency to make all of the phone calls concerning clients, which can not always happen due to being busy and this agency only having two caseworkers. This agency would like to continue to try and get the cooperation of other service providers on a much more regular basis.

- ☐ Discuss whether the outcome has been achieved, and reasons for that status. Provide specifics on the activities, programs, or services that affect the targeted outcome (county provided and/or purchased).

The county has achieved the outcome of involving more natural supports. This agency has and will continue to refer families to the PAT program, to the Family Center, to school

CAMERON COUNTY

related activities, to Early Intervention, and to Dickinson Mental Health Center. This agency does this on a regular basis to help families with certain/different issues. Referring families to these natural supports should limit further agency involvement. This agency continues to do this on a daily basis.

- ❑ For continuing or newly targeted outcomes for FY 2009-10:
 - ❑ Identify specific activities [planned] and services to improve the outcomes.
 - ❑ Provide timeframes for measured improvement.
 - ❑ Describe the process for data collection/measurement.

For better collaboration with services providers, this Director and the Casework Supervisor will monitor the Caseworkers on a weekly basis to make sure that contact is made with other service providers if necessary. This agency always sends a Release of Information to the service provider, but follow up contact is not always made. This agency would like to start doing this immediately with any new referrals this agency receives. This outcome will be measured by the Casework Supervisor, as she will be reviewing the dictation and speaking with Caseworkers frequently.

For developing strengths based Family Service Plans, the Casework Supervisor and the Caseworks will attend the training, "Engaging Clients from a Strengths-Based, Solution-Focused Perspective". This outcome will be addressed through this training and continued Casework Supervisor support and some TOL activities after the training.

For getting the involvement of all parents, this agency has already begun to work on this outcome as well. With the continued increase of GPS and CPS reports, as well as the implementation of the Safety Assessments, this agency tends to only work with the parents who are directly involved with the child or with the report. This agency has already begun to make sure that all parents are notified if possible concerning their child. The Casework Supervisor will monitor the reports and unfounded letters to make sure that the parents are contacted if this agency does have an address or phone number. Data Collection will be recorded when the Casework Supervisor reviews the reports.

5-4a. Family Engagement in Case Planning

- ❑ Assess performance to determine if improvement in this area is needed in the county, describe previous efforts which the county believes have had a positive impact, and any new initiatives to improve this area.

It is very difficult to engage families to participate in case planning. Most parents do not offer any input into the Family Service Planning process, as they most generally do not see the need for agency involvement. This agency requested funding in 2010-2011 and was approved for a small laptop computer and portable printer to help make this process much easier and much more friendlier. This will enable this agency to develop the Family Service Plan with the family, print it out, and have the family sign it without any delays. This agency has not considered training through the CWTP in the past, but Caseworkers and the Casework Supervisor are already set up to attend trainings, to include Engaging Clients from a Strengths-Based, Solution-Focused Perspective.

CAMERON COUNTY

5-4b. Youth Involvement in Case Planning

- ❑ Assess performance to determine if improvement in this area is needed in the county, describe previous efforts which the county believes have had a positive impact, and any new initiatives to improve this area.

The children this agency works with continue to be involved in case planning, as well as having involvement throughout the life of the case. This agency tries to see the children at least once every two weeks in their home or school setting. The child, if age appropriate, is present at every Court Hearing, and is represented at every step of the process by a Guardian Ad Litem.

5-4c. Transition Planning & Preparation

- ❑ Assess performance to determine if improvement in this area is needed in the county, describe previous efforts which the county believes have had a positive impact, and any new initiatives to improve this area.

This agency lacks the services provided to older children. This agency does not have any IL services at this time. However, this agency will be working with Pentz Run Youth Services and the CWTP to request IL funding for 2011-2012. Currently, this agency does contract with a Family Preservation program that can provide these services in the foster home setting if necessary. This agency currently has two children in placement that could benefit from these types of services.

5-4d. Implementation of Concurrent Planning

- ❑ Assess performance to determine if improvement in this area is needed in the county, describe previous efforts which the county believes have had a positive impact, and any new initiatives to improve this area.

This agency continues to implement concurrent planning into the Family Service Planning process. This agency, in conjunction with the family, examines any other appropriate options available to the child if the current goal will not be achieved. The agency frequently asks the families if there are any relatives that would be willing to be an option for the child. Permanence for the children is usually done within six to twelve months in this agency, unless there are circumstances that require longer and there are no other options at the present time. This agency does work on both the concurrent and primary goals of the family at the same time, and it is an ongoing and continuing process. The families understand this, and both goals are listed in the FSP, and this agency does go over the FSP with the family. Questions are always encouraged from the parents.

Section 6: Administration

6-1b. Employee Benefit Detail

- ❑ Submit a detailed description of the county's employee benefit package for FY 2011-12. Include a description of each benefit included in the package and the methodology for calculating benefit costs.

CAMERON COUNTY

Children and Youth Services of Cameron County continues to have a full compliment of staff and all salaries and benefits will fall within the maximum salary and benefit range that the Commonwealth will participate in. Cameron County does not have a union in place, but the Commissioners have committed to giving this agency a salary increase for 2011-2012. They have committed to giving a \$900 annual raise for salaried employees and a 49 cents an hour raise to hourly employees. Documentation is available upon request.

Benefits that are paid by the county include FICA, Unemployment, Retirement, Workman's Comp, Medical Insurance, and Vision Insurance. Medical insurance premiums continue to increase each year and the county has changed providers a few times in the past several years to save money.

The methodology for calculating benefits costs is that for FICA, Unemployment, Retirement, and Workman's Comp, the current 2010 rate is being used to calculate the amounts budgeted for 2011-2012; and a 10% rate increase is being budgeted for the Medical and Vision Insurance. This amount is distributed among each cost center based on the 2009-2010 time study completed for each position.

6-1d. Organizational Changes

- Note any changes to the county's organizational chart.

This agency recently hired Jeanette Micklich for the open part time Clerk Typist I position. She was hired on June 21, 2010.

6-1e. Staff Evaluations

- Describe the method for evaluating staff effectiveness.

Staff evaluations are done by the Director, in conjunction with the Casework Supervisor if necessary. This agency completes staff evaluations as requested by the State Civil Service Commission. These evaluations are done on a six month and yearly basis. On occasion, this Director will meet with the County Commissioners if requested to discuss personnel matters.

6-1f. Contract Monitoring & Evaluation

- Note the employee/unit which oversees county contracts. Describe the evaluation process.

Contracts with providers are monitored by the Cameron County CYS fiscal technician and by the agency Director. Performance, effectiveness, and outcomes are measured through a variety of means. CYS staff attends treatments meetings, ISP meetings, and visits children in placement at least once a month to monitor their safety and progress or lack thereof. Children are often placed in a facility that requires a numbered or level system. These children are assessed through progress reports, and written and verbal conversation with staff. If the child is progressing through the level system at an acceptable time frame, this indicates that the program is acceptable and effective. If the child maintains a level for a long period of time or drops a level or two, than an examination of the treatment goals may be necessary. Adjustments may be made if necessary.

CAMERON COUNTY

For in-home providers, daily, weekly, and monthly meetings are held with CYS staff and the providers. Areas of discussion include: areas of concern, progress or lack thereof, family and child cooperation, safety concerns, treatment, and the need of continued or additional services. This agency also meets with the family in the home on a weekly basis, and the family is involved in all aspects of the program. Discharge planning is discussed at the start of the program and during the weekly and monthly meetings. Program effectiveness is measured by the family's need for continued services, a change in the level of services, or a referral to another community agency. This agency maintains an open case with the family for approximately one month after the in-home services are terminated to help maintain positive progress. This agency will also maintain a supportive services case for an additional period of time and offer additional services if necessary.

CAMERON COUNTY

6-1g. Largest Providers Contract Review

Review the Schedule of Existing Purchased Services and identify the four largest providers (regardless of whether it is a CCYA or JPO provider) as follows:

- Two largest providers of In-Home Services. Include contact information.

Provider Name	Provider Address & Phone	Provider Contact Name	# of Children Served FY 2009-10	Total \$ Amount of Services
1: Cameron County Family Center	15 West Fifth Street Emporium, PA 15834 814-486-1251	Kris Fapore	78	\$40,007.00
2: Community County Services	P.O. Box 938 DuBois, PA 15801 814-371-8881	Elaine Phillips	38	\$58,395.00

- Largest provider of Community Based Placement services. Include contact information.

Provider Name	Provider Address & Phone	Provider Contact Name	# of Children Served FY 2009-10	Total \$ Amount of Services
1: Adelphoi Village Inc.	354 Main Street Latrobe, PA 15650 (724) 537-3052	Ron Raspet	1	\$72,602.49

- The largest provider of Institutional Placement services (excluding Youth Development Center and Juvenile Detention Center placements) . Include contact information.

Provider Name	Provider Address & Phone	Provider Contact Name	# of Children Served FY 2009-10	Total \$ Amount of Services
1:				

CAMERON COUNTY

- Briefly summarize the services provided by these entities, the expected outcomes of those services, and how provider performance is monitored.

The Cameron County Family Center provides the Parents as Teachers program to residents of Cameron County. Parents as Teachers provides education regarding child development, age appropriate developmental screenings to inform the parents of their child's strengths and needs, and allows for early referrals of developmental delays to Early Intervention, IU9, and Head Start. This program is designed to help reduce child abuse and also cuts down on out of home placements. The expected outcomes of the Parents as Teachers program are economic self-sufficiency for families through adult education, training, and employment, healthy development and health care services for children, positive child development through effective parenting, early intervention and outreach services, preservation of the family unit as the foundation for success through children, and seamless, comprehensive, and easily accessed network for children and families. Provider performance is measured through monthly meetings between this agency and the Family Center. Progress is discussed as well as any issues that may arise. This Director and the Family Center Director are in constant communication with each other.

Community County Services provides the Family Preservation program to Cameron County. Community County Services provides in-home services to dependent and delinquent youth. These services will be utilized to prevent out of home placements and help with reunification of children back into their homes. The outcomes for Family Preservation services are to prevent out of home placement of children considered to be at imminent risk of out of home placement, reunification of children safely back into their home, community, and school, improve family functioning, cohesion, and conflict management, teach family and youth competency skills, decrease levels of risk for Child Abuse and Neglect, and empower parents and youth to seek resources/community supports. Provider performance is measured by this agency and by the Probation Department through weekly and monthly contact with the provider staff to monitor progress, safety, and to determine if additional services need to be provided.

Adelphoi Village, Inc. is the largest provider of Community Based placement services, as well as Institutional placements. The services provided by Adelphoi Village consisted of sexual offender treatment. The services that were provided for the sexual offender program were treatment, counseling, relapse prevention, anger management, and victim empathy. The intended outcomes of the program are not to sexually abuse children again, be resistant to abusing children, have positive goal setting, have positive thoughts, have responsible relationships, and to become a productive member of society. Provider performance is measured through weekly phone contact, monthly visits with the provider and youth, and through monthly progress reports.

Cameron County Children and Youth Services did have two children in Institutional placements, but this agency did not incur costs for the placements. The facilities that were used were Beacon Light Behavioral Health Systems (RTF) and Adelphoi Village, Inc. (D &A).

CAMERON COUNTY

6-3a. Evidence Based Programs

Pertinent Submission Information

This subsection of the Narrative Template is for Special Grant Initiatives (SGI): Evidence-Based Programs (EBP), Pennsylvania Promising Practices (PaPP), Housing and Alternatives to Truancy (ATP) programs. Please review Appendix 9 of the FY 2011-12 NBPB prior to completing this section or the Budget Excel File worksheets.

To ensure proper evaluation of any special grant request, counties must provide brief and sufficient explanations and justifications to the questions in the Narrative Template. Counties are advised to prepare informative responses that offer a clear understanding to help the reviewer recommend approval, rather than a denial or reduction in funds because of missing or unclear information.

Additionally, if a county is requesting a renewal or an expansion of an existing special grant and there was under-utilization and/or under-spending of the grant in FY 2008-09 and/or FY 2009-10, the county must provide detailed explanations as to the cause(s) of the underperformance and must identify measures the county will utilize to prevent the underperformance in both FY 2010-11 as well as FY 2011-12.

If a county is requesting a new grant, it must provide succinct details as to the target population, planned utilization, realistic timeframes for implementing the special grant and outcomes expected to be achieved.

In addition to the Narrative Template, the county must enter SGI fiscal information for each fiscal year in the Budget Excel File. That file will be the primary source for fiscal information. Please ensure fiscal costs in the Narrative Template match the Budget Excel File. Instructions for completing the Excel files are included in Appendix 9 and in the Excel file.

The Special Grants Budget Form for FY 2010-11 requests FY 2008-09 and FY 2009-10 actual expenditures with Needs-Based Fund adjustments and line-item budget information for each SGI in Appendix 9 with the exception of State Reintegration. CCYAs are also required to enter fiscal information in the FY 2011-12 Special Grants Funding Request Form.

Counties are also required to complete the SGI Contact List in the Budget Excel file for all SG and IL programs.

Requests to Transfer/Shift Funds within Evidence-Based Programs and Pa Promising Practices

The following subsections provide counties the opportunity to transfer or shift funds within the EBP and PaPP for FY 2010-11. The requests may not exceed the total allocation of the EBP or PaPP and must include detailed justification for the proposed changes. This opportunity is available only for EBP and PaPP. It is not applicable for Housing, ATP or State Reintegration.

CAMERON COUNTY

6-3a. Evidence Based Programs: Multi-Systemic Therapy

- Please indicate which type of request this is:

Request Type	Enter Y or N			
Renewal from 2009-10	N			
New implementation for 2010-11 (did not receive funds in 2009-10)	N			
Funded and delivered services in 2009-10 but not renewing in 2010-11	Y			
Requesting funds for 2011-12 (new, continuing or expanding)	N	New	Continuing	Expanding

Complete the following table if providing this service or requesting a **transfer, shift, or revision** only of funds for FY 2010-11; and/or requesting funds for FY 2011-12. Enter the total amount of state and matching local funds. (Transfer/shifting is allowable only within EBP funds. Counties may not transfer/shift from or to other SGI categories.)

Total Budget Amount	Original/Approved Allocation (Amt requested and approved)	Revision Amount Change + or -	Requested Amount (enter this amount in fiscal worksheets)
FY 2010-11			
FY 2011-12			

- Did your county request and receive approval to transfer/shift funds during FY 2009-10? If YES, will the rationale for the change remain the same for FY 2010-11? Describe, briefly that rationale for the approved change and do not respond to the next question. If NO, please respond to the following question.

Response: N/A

- Explain why the change is requested. What are the deciding factors to move from the originally requested program(s) to another(s)? Was this change discussed with the regional office?

Response: N/A

CAMERON COUNTY

Complete the following table for each applicable year.

	0607	0708	0809	0910	1011	1112
Target Population			12-17 yrs.	12-17 yrs.		
# of Referrals			3	3		
# Successfully completing program			3	1		
Cost per year			\$9,454.46	\$0		
Per Diem Cost/Program funded amount			\$110/hr	\$110/hr		
# of MA referrals			3	3		
# of Non MA referrals			0	0		
Name of provider			BLBHS	BLBHS		

If this is a renewal of services delivered in FY 2009-10, answer the following:

- Clearly describe the program’s accomplishments or results; any challenges to implementation; and the impact on service delivery for FY 2010-11. Use data/statistics to show the impact of the program services.

Response: N/A

- What are the barriers to the realization of your program outcomes? Identify each year and describe the barrier/challenge to reaching the program outcomes for that year.

Response: N/A

- Describe the county’s expenditures history, if any, for the program/practice. What factors contributed to the successful or underspending or under-utilization of grant funds?

Response: N/A

- If there were instances of underspending or under-utilization of prior years grant funds, describe what changes have occurred or will occur to ensure that grant funds for this program/service are maximized and effectively managed. Also, identify the measures the county will utilize in both FY 2010-11 and FY 2011-12.

Response: N/A

Complete the following for each applicable year.

- Indicate and describe the target population for whom the county expects to provide these services. Describe how the target population was chosen and the internal and external factors influencing this decision. This may include age, location, type or reason for placement, whether it is county-wide, school district focused, etc.

FY 2010-11 (for counties with approved allocations or transfer/shift requests)

CAMERON COUNTY

Response: N/A

FY 2011-12 Renewing counties may reply with “same as above” unless expanding or decreasing the services, which requires further information and justification. Describe the provider’s capacity to serve additional youth.

Response: N/A

- Identify the service outcomes the county expects to achieve as a result of providing these services. Explain how service outcomes will be measured and the frequency of measurement.

FY 2010-11 (for counties with approved allocations or transfer/shift requests)

Response: N/A

FY 2011-12 Renewing counties may reply with “same as above” unless expanding or decreasing the services or revising prior outcomes, which requires further information and justification.

Response: N/A

Describe how the program will be implemented or operated for services from the identification and referral process through program completion. Do not describe the model. Discuss the agency’s experience with the provider agency, and their Medical Assistance approval and enrollment status. Provide a timeline for any changes or new program implementation.

FY 2010-11 (for counties with approved allocations or transfer/shift requests)

Response: N/A

FY 2011-12 Renewing counties may reply with “same as above” unless expanding or decreasing the services, which requires further information and justification.

Response: N/A

- Clearly explain the implementation year budget of FY 2010-11. Identify and discuss how the cost of services (per diem/unit or program funded) is determined and included in the budget, and provide a brief narrative description of each budget line item. Also describe the invoicing process and any requirements between the county and provider agencies.

□ **FY 2010-11** (for counties with approved allocations or transfer/shift requests)

Response: N/A

- **FY 2011-12** For new funding requests or renewing counties requesting an increase or expansion of funds, clearly describe the process used to calculate the county request for funding and the rationale. Provide historical information as to the county’s successes or barriers to new program/practice implementation, including provider contracting and participation. Refer to the county timeline (requested above) as part of the rationale.

CAMERON COUNTY

Response: N/A

- For FY 2011-12 Explain the potential cost savings/offsets and impact of increased use. When is it predicted that the cost savings will be realized? What type of placement will be utilized?

Response: N/A

- Identify any technical assistance needs the county or provider agency has to provide effective services.

FY 2010-11 (for counties with approved allocations or transfer/shift requests)

Response: N/A

FY 2011-12 (for counties requesting funds for the first time)

Response: N/A

6-3a. Evidence Based Programs: Functional Family Therapy

- Please indicate which type of request this is:

Request Type	Enter Y or N			
Renewal from 2009-10	N			
New implementation for 2010-11 (did not receive funds in 2009-10)	N			
Funded and delivered services in 2009-10 but not renewing in 2010-11	N			
Requesting funds for 2011-12 (new, continuing or expanding)	N	New	Continuing	Expanding

Complete the following table if providing this service or requesting a **transfer, shift, or revision** only of funds for FY 2010-11; and/or requesting funds for FY 2011-12. Enter the total amount of state and matching local funds. (Transfer/shifting is allowable only within EBP funds. Counties may not transfer/shift from or to other SGI categories.)

Total Budget Amount	Original/Approved Allocation (Amt requested and approved)	Revision Amount Change + or -	Requested Amount (enter this amount in fiscal worksheets)
FY 2010-11			
FY 2011-12			

- Did your county request and receive approval to transfer/shift funds during FY 2009-10? If YES, will the rationale for the change remain the same for FY 2010-11? Describe, briefly that rationale for the approved change and do not respond to the next question. If NO, please respond to the following question.

CAMERON COUNTY

Response: N/A

- Explain why the change is requested. What are the deciding factors to move from the originally requested program(s) to another(s)? Was this change discussed with the regional office?

Response: N/A

- Complete the following table for each applicable year.**

	0607	0708	0809	0910	1011	1112
Target Population						
# of Referrals						
# Successfully completing program						
Cost per year						
Per Diem Cost/Program funded amount						
# of MA referrals						
# of Non MA referrals						
Name of provider						

If this is a renewal of services delivered in FY 2009-10, answer the following:

- Clearly describe the program’s accomplishments or results; any challenges to implementation; and the impact on service delivery for FY 2010-11. Use data/statistics to show the impact of the program services.

Response: N/A

- What are the barriers to the realization of your program outcomes? Identify each year and describe the barrier/challenge to reaching the program outcomes for that year.

Response: N/A

- Describe the county’s expenditures history, if any, for the program/practice. What factors contributed to the successful or underspending or under-utilization of grant funds?

Response: N/A

- If there were instances of underspending or under-utilization of prior years grant funds, describe what changes have occurred or will occur to ensure that grant funds for this program/service are maximized and effectively managed. Also, identify the measures the county will utilize in both FY 2010-11 and FY 2011-12.

Response: N/A

Complete the following for each applicable year.

CAMERON COUNTY

- ❑ Indicate and describe the target population for whom the county expects to provide these services. Describe how the target population was chosen and the internal and external factors influencing this decision. This may include age, location, type or reason for placement, whether it is county-wide, school district focused, etc.

FY 2010-11 (for counties with approved allocations or transfer/shift requests)

Response: N/A

FY 2011-12 Renewing counties may reply with “same as above” unless expanding or decreasing the services, which requires further information and justification. Describe the provider’s capacity to serve additional youth.

Response: N/A

- ❑ Identify the service outcomes the county expects to achieve as a result of providing these services. Explain how service outcomes will be measured and the frequency of measurement.

FY 2010-11 (for counties with approved allocations or transfer/shift requests)

Response: N/A

FY 2011-12 Renewing counties may reply with “same as above” unless expanding or decreasing the services or revising prior outcomes, which requires further information and justification.

Response: N/A

- ❑ Describe how the program will be implemented or operated for services from the identification and referral process through program completion. Do not describe the model. Discuss the agency’s experience with the provider agency, and their Medical Assistance approval and enrollment status. Provide a timeline for any changes or new program implementation.

FY 2010-11 (for counties with approved allocations or transfer/shift requests)

Response: N/A

FY 2011-12 Renewing counties may reply with “same as above” unless expanding or decreasing the services, which requires further information and justification.

Response: N/A

- ❑ Clearly explain the implementation year budget of FY 2010-11. Identify and discuss how the cost of services (per diem/unit or program funded) is determined and included in the budget, and provide a brief narrative description of each budget line item. Also describe the invoicing process and any requirements between the county and provider agencies.

FY 2010-11 (for counties with approved allocations or transfer/shift requests)

CAMERON COUNTY

Response: N/A

FY 2011-12 For new funding requests or renewing counties requesting an increase or expansion of funds, clearly describe the process used to calculate the county request for funding and the rationale. Provide historical information as to the county's successes or barriers to new program/practice implementation, including provider contracting and participation. Refer to the county timeline (requested above) as part of the rationale.

Response: N/A

- For FY 2011-12 Explain the potential cost savings/offsets and impact of increased use. When is it predicted that the cost savings will be realized? What type of placement will be utilized?

Response: N/A

- Identify any technical assistance needs the county or provider agency has to provide effective services.

FY 2010-11 (for counties with approved allocations or transfer/shift requests)

Response: N/A

FY 2011-12 (for counties requesting funds for the first time)

Response: N/A

6-3a. Evidence Based Programs: Multidimensional Treatment Foster Care

- Please indicate which type of request this is:

Request Type	Enter Y or N		
Renewal from 2009-10	N		
New implementation for 2010-11 (did not receive funds in 2009-10)	N		
Funded and delivered services in 2009-10 but not renewing in 2010-11	N		
Requesting funds for 2011-12 (new, continuing or expanding)	N	New	Continuing
		Expanding	

Complete the following table if providing this service or requesting a **transfer, shift, or revision** only of funds for FY 2010-11; and/or requesting funds for FY 2011-12. Enter the total amount of state and matching local funds. (Transfer/shifting is allowable only within EBP funds. Counties may not transfer/shift from or to other SGI categories.)

Total Budget Amount	Original/Approved Allocation (Amt requested and approved)	Revision Amount Change + or -	Requested Amount (enter this amount in fiscal worksheets)

CAMERON COUNTY

FY 2010-11			
FY 2011-12			

- Did your county request and receive approval to transfer/shift funds during FY 2009-10? If YES, will the rationale for the change remain the same for FY 2010-11? Describe, briefly that rationale for the approved change and do not respond to the next question. If NO, please respond to the following question.

Response: N/A

- Explain why the change is requested. What are the deciding factors to move from the originally requested program(s) to another(s)? Was this change discussed with the regional office?

Response: N/A

- Complete the following table for each applicable year.**

	0607	0708	0809	0910	1011	1112
Target Population						
# of Referrals						
# Successfully completing program						
Cost per year						
Per Diem Cost/Program funded amount						
# of MA referrals						
# of Non MA referrals						
Name of provider						

If this is a renewal of services delivered in FY 2009-10, answer the following:

- Clearly describe the program’s accomplishments or results; any challenges to implementation; and the impact on service delivery for FY 2010-11. Use data/statistics to show the impact of the program services.

Response: N/A

- What are the barriers to the realization of your program outcomes? Identify each year and describe the barrier/challenge to reaching the program outcomes for that year.

Response: N/A

- Describe the county’s expenditures history, if any, for the program/practice. What factors contributed to the successful or underspending or under-utilization of grant funds?

Response: N/A

CAMERON COUNTY

- ❑ If there were instances of underspending or under-utilization of prior years grant funds, describe what changes have occurred or will occur to ensure that grant funds for this program/service are maximized and effectively managed. Also, identify the measures the county will utilize in both FY 2010-11 and FY 2011-12.

Response: N/A

Complete the following for each applicable year.

- ❑ Indicate and describe the target population for whom the county expects to provide these services. Describe how the target population was chosen and the internal and external factors influencing this decision. This may include age, location, type or reason for placement, whether it is county-wide, school district focused, etc.

FY 2010-11 (for counties with approved allocations or transfer/shift requests)

Response: N/A

FY 2011-12 Renewing counties may reply with “same as above” unless expanding or decreasing the services, which requires further information and justification. Describe the provider’s capacity to serve additional youth.

Response: N/A

- ❑ Identify the service outcomes the county expects to achieve as a result of providing these services. Explain how service outcomes will be measured and the frequency of measurement.

FY 2010-11 (for counties with approved allocations or transfer/shift requests)

Response: N/A

FY 2011-12 Renewing counties may reply with “same as above” unless expanding or decreasing the services or revising prior outcomes, which requires further information and justification.

Response: N/A

- ❑ Describe how the program will be implemented or operated for services from the identification and referral process through program completion. Do not describe the model. Discuss the agency’s experience with the provider agency, and their Medical Assistance approval and enrollment status. Provide a timeline for any changes or new program implementation.

FY 2010-11 (for counties with approved allocations or transfer/shift requests)

Response: N/A

FY 2011-12 Renewing counties may reply with “same as above” unless expanding or decreasing the services, which requires further information and justification.

Response: N/A

CAMERON COUNTY

- ❑ Clearly explain the implementation year budget of FY 2010-11. Identify and discuss how the cost of services (per diem/unit or program funded) is determined and included in the budget, and provide a brief narrative description of each budget line item. Also describe the invoicing process and any requirements between the county and provider agencies.

FY 2010-11 (for counties with approved allocations or transfer/shift requests)

Response: N/A

FY 2011-12 For new funding requests or renewing counties requesting an increase or expansion of funds, clearly describe the process used to calculate the county request for funding and the rationale. Provide historical information as to the county's successes or barriers to new program/practice implementation, including provider contracting and participation. Refer to the county timeline (requested above) as part of the rationale.

Response: N/A

- ❑ For FY 2011-12 Explain the potential cost savings/offsets and impact of increased use. When is it predicted that the cost savings will be realized? What type of placement will be utilized?

Response: N/A

- ❑ Identify any technical assistance needs the county or provider agency has to provide effective services.

FY 2010-11 (for counties with approved allocations or transfer/shift requests)

Response: N/A

FY 2011-12 (for counties requesting funds for the first time)

Response: N/A

6-3a. Evidence Based Programs: Family Group Decision Making

- ❑ Please indicate which type of request this is:

Request Type	Enter Y or N			
Renewal from 2009-10	N			
New implementation for 2010-11 (did not receive funds in 2009-10)	N			
Funded and delivered services in 2009-10 but not renewing in 2010-11	N			
Requesting funds for 2011-12 (new, continuing or expanding)	Y	New	Continuing	Expanding
		Y		

CAMERON COUNTY

Complete the following table if providing this service or requesting a **transfer, shift, or revision** only of funds for FY 2010-11; and/or requesting funds for FY 2011-12. Enter the total amount of state and matching local funds. (Transfer/shifting is allowable only within EBP funds. Counties may not transfer/shift from or to other SGI categories.)

Total Budget Amount	Original/Approved Allocation (Amt requested and approved)	Revision Amount Change + or -	Requested Amount (enter this amount in fiscal worksheets)
FY 2010-11			
FY 2011-12			\$36,396

- Did your county request and receive approval to transfer/shift funds during FY 2009-10? If YES, will the rationale for the change remain the same for FY 2010-11? Describe, briefly that rationale for the approved change and do not respond to the next question. If NO, please respond to the following question.

Response: N/A

- Explain why the change is requested. What are the deciding factors to move from the originally requested program(s) to another(s)? Was this change discussed with the regional office?

Response: N/A

- Complete the following table for each applicable year.**

	0607	0708	0809	0910	1011	1112
Target Population						
# of Referrals						
# Successfully completing program						
Cost per year						
Per Diem Cost/Program funded amount						
# of MA referrals						
# of Non MA referrals						
Name of provider						

If this is a renewal of services delivered in FY 2009-10, answer the following:

- Clearly describe the program’s accomplishments or results; any challenges to implementation; and the impact on service delivery for FY 2010-11. Use data/statistics to show the impact of the program services.

Response: N/A

- What are the barriers to the realization of your program outcomes? Identify each year and describe the barrier/challenge to reaching the program outcomes for that year.

CAMERON COUNTY

Response: N/A

- ❑ Describe the county's expenditures history, if any, for the program/practice. What factors contributed to the successful or underspending or under-utilization of grant funds?

Response: N/A

- ❑ If there were instances of underspending or under-utilization of prior years grant funds, describe what changes have occurred or will occur to ensure that grant funds for this program/service are maximized and effectively managed. Also, identify the measures the county will utilize in both FY 2010-11 and FY 2011-12.

Response: N/A

Complete the following for each applicable year.

- ❑ Indicate and describe the target population for whom the county expects to provide these services. Describe how the target population was chosen and the internal and external factors influencing this decision. This may include age, location, type or reason for placement, whether it is county-wide, school district focused, etc.

FY 2010-11 (for counties with approved allocations or transfer/shift requests)

Response: N/A

FY 2011-12 Renewing counties may reply with "same as above" unless expanding or decreasing the services, which requires further information and justification. Describe the provider's capacity to serve additional youth.

Response:

The target population for FGDM will be for both dependent and delinquent youth. For dependent youth, the ages will range from birth to age 18. For delinquent youth, the age range will be from 11 years of age to 18 years of age. FGDM will be for Cameron County residents only and participants will have to be open for services with this agency or with the Probation Department. It is anticipated that FGDM will be used to avoid out of home placements, as well as used after a family has had Family Preservation or MST services as a step down, as they no longer will be needing constant supervision.

- ❑ Identify the service outcomes the county expects to achieve as a result of providing these services. Explain how service outcomes will be measured and the frequency of measurement.

FY 2010-11 (for counties with approved allocations or transfer/shift requests)

Response: N/A

FY 2011-12 Renewing counties may reply with "same as above" unless expanding or decreasing the services or revising prior outcomes, which requires further information and justification.

CAMERON COUNTY

Response:

The intended outcomes for FGDM are increasing safety in the family unit to reduce the rate of abuse or neglect, engaging families and communities in the helping process to reduce removal of children from their homes, resolve concerns to shorten the timeline for children who are removed from their care, and to empower families to advocate for change by encouraging them to work together to find solutions. Service outcomes will be measured by this agency and by the Probation Department through weekly and monthly contact with the provider staff to monitor progress, safety, and to determine if additional services need to be provided.

- Describe how the program will be implemented or operated for services from the identification and referral process through program completion. Do not describe the model. Discuss the agency's experience with the provider agency, and their Medical Assistance approval and enrollment status. Provide a timeline for any changes or new program implementation.

FY 2010-11 (for counties with approved allocations or transfer/shift requests)

Response: N/A

FY 2011-12 Renewing counties may reply with "same as above" unless expanding or decreasing the services, which requires further information and justification.

Response:

Referrals for FGDM will come from this agency and from the Probation Department only. Referrals will then be examined by Community County Services to see if FGDM is appropriate for the family. If not, other referrals will be made to outside agencies. This agency, the Probation Department and Community County Services staff will meet on a weekly and monthly basis to discuss the progress of the case and any issues that may have surfaced. This agency has been very successful in working with Community County Services, as they already provide Family Preservation Services to this agency. Community County Services does provide FGDM to other counties, but 2010-2011 will be the first year of service through Cameron County. This service will be provided to families regardless if they are receiving MA or not.

- Clearly explain the implementation year budget of FY 2010-11. Identify and discuss how the cost of services (per diem/unit or program funded) is determined and included in the budget, and provide a brief narrative description of each budget line item. Also describe the invoicing process and any requirements between the county and provider agencies.

FY 2010-11 (for counties with approved allocations or transfer/shift requests)

Response: N/A

FY 2011-12 For new funding requests or renewing counties requesting an increase or expansion of funds, clearly describe the process used to calculate the county request for funding and the rationale. Provide historical information as to the county's successes or

CAMERON COUNTY

barriers to new program/practice implementation, including provider contracting and participation. Refer to the county timeline (requested above) as part of the rationale.

Response:

For 2011-2012, this agency is requesting \$36,396 for FGDM for families that are involved with this agency and with the probation office. Ten to twelve families will be served with the allocation. This comes down to \$3,033 per family. This agency would rather do fee for service than program funded, so Community County Services will bill \$35.65 per hour for FGDM services. This will be the same rate as is used for Family Preservation. For billing purposes, Community County Services will send this agency an invoice with the unit rate, name of the family, and amount of units for the month. This agency will then send Community County Services their payment for clients only served by this agency and the probation office. This Director does not foresee any barriers to FGDM being implemented in the county. Community County already provides Family Preservation services to the county and that service is helping tremendously.

- ❑ For FY 2011-12 Explain the potential cost savings/offsets and impact of increased use. When is it predicted that the cost savings will be realized? What type of placement will be utilized?

Response:

For 2010-2011, the anticipated cost offset would be to maintain the current reduction in out of home placements. Any new in-home service will be a valuable asset to the county. It is anticipated that the cost savings will be realized by the end of 2012. There will be no placements utilized with this program, as FGDM is designed to maintain the current reduction in out of home placements.

- ❑ Identify any technical assistance needs the county or provider agency has to provide effective services.

FY 2010-11 (for counties with approved allocations or transfer/shift requests)

Response: N/A

FY 2011-12 (for counties requesting funds for the first time)

Response: No technical assistance will be necessary to provide these services.

CAMERON COUNTY

6-3a. Evidence Based Programs: Family Development Credentialing

- Please indicate which type of request this is:

Request Type	Enter Y or N			
Renewal from 2009-10	N			
New implementation for 2010-11 (did not receive funds in 2009-10)	N			
Funded and delivered services in 2009-10 but not renewing in 2010-11	N			
Requesting funds for 2011-12 (new, continuing or expanding)	N	New	Continuing	Expanding

Complete the following table if providing this service or requesting a **transfer, shift, or revision** only of funds for FY 2010-11; and/or requesting funds for FY 2011-12. Enter the total amount of state and matching local funds. (Transfer/shifting is allowable only within EBP funds. Counties may not transfer/shift from or to other SGI categories.)

Total Budget Amount	Original/Approved Allocation (Amt requested and approved)	Revision Amount Change + or -	Requested Amount (enter this amount in fiscal worksheets)
FY 2010-11			
FY 2011-12			

- Did your county request and receive approval to transfer/shift funds during FY 2009-10? If YES, will the rationale for the change remain the same for FY 2010-11? Describe, briefly that rationale for the approved change and do not respond to the next question. If NO, please respond to the following question.

Response: N/A

- Explain why the change is requested. What are the deciding factors to move from the originally requested program(s) to another(s)? Was this change discussed with the regional office?

Response: N/A

CAMERON COUNTY

Complete the following table for each applicable year.

	0607	0708	0809	0910	1011	1112
Target Population						
# of Referrals						
# Successfully completing program						
Cost per year						
Per Diem Cost/Program funded amount						
# of MA referrals						
# of Non MA referrals						
Name of provider						

If this is a renewal of services delivered in FY 2009-10, answer the following:

Clearly describe the program’s accomplishments or results; any challenges to implementation; and the impact on service delivery for FY 2010-11. Use data/statistics to show the impact of the program services.

Response: N/A

What are the barriers to the realization of your program outcomes? Identify each year and describe the barrier/challenge to reaching the program outcomes for that year.

Response: N/A

Describe the county’s expenditures history, if any, for the program/practice. What factors contributed to the successful or underspending or under-utilization of grant funds?

Response: N/A

If there were instances of underspending or under-utilization of prior years grant funds, describe what changes have occurred or will occur to ensure that grant funds for this program/service are maximized and effectively managed. Also, identify the measures the county will utilize in both FY 2010-11 and FY 2011-12.

Response: N/A

Complete the following for each applicable year.

Indicate and describe the target population for whom the county expects to provide these services. Describe how the target population was chosen and the internal and external factors influencing this decision. This may include age, location, type or reason for placement, whether it is county-wide, school district focused, etc.

FY 2010-11 (for counties with approved allocations or transfer/shift requests)

CAMERON COUNTY

Response: N/A

FY 2011-12 Renewing counties may reply with “same as above” unless expanding or decreasing the services, which requires further information and justification. Describe the provider’s capacity to serve additional youth.

Response: N/A

- ❑ Identify the service outcomes the county expects to achieve as a result of providing these services. Explain how service outcomes will be measured and the frequency of measurement.

FY 2010-11 (for counties with approved allocations or transfer/shift requests)

Response: N/A

FY 2011-12 Renewing counties may reply with “same as above” unless expanding or decreasing the services or revising prior outcomes, which requires further information and justification.

Response: N/A

- ❑ Describe how the program will be implemented or operated for services from the identification and referral process through program completion. Do not describe the model. Discuss the agency’s experience with the provider agency, and their Medical Assistance approval and enrollment status. Provide a timeline for any changes or new program implementation.

FY 2010-11 (for counties with approved allocations or transfer/shift requests)

Response: N/A

FY 2011-12 Renewing counties may reply with “same as above” unless expanding or decreasing the services, which requires further information and justification.

Response: N/A

- ❑ Clearly explain the implementation year budget of FY 2010-11. Identify and discuss how the cost of services (per diem/unit or program funded) is determined and included in the budget, and provide a brief narrative description of each budget line item. Also describe the invoicing process and any requirements between the county and provider agencies.

FY 2010-11 (for counties with approved allocations or transfer/shift requests)

Response: N/A

FY 2011-12 For new funding requests or renewing counties requesting an increase or expansion of funds, clearly describe the process used to calculate the county request for funding and the rationale. Provide historical information as to the county’s successes or barriers to new program/practice implementation, including provider contracting and participation. Refer to the county timeline (requested above) as part of the rationale.

CAMERON COUNTY

Response: N/A

- For FY 2011-12 Explain the potential cost savings/offsets and impact of increased use. When is it predicted that the cost savings will be realized? What type of placement will be utilized?

Response: N/A

- Identify any technical assistance needs the county or provider agency has to provide effective services.

FY 2010-11 (for counties with approved allocations or transfer/shift requests)

Response: N/A

FY 2011-12 (for counties requesting funds for the first time)

Response: N/A

6-3a. Evidence Based Programs: Family Finding

- Please indicate which type of request this is:

Request Type	Enter Y or N			
Renewal from 2009-10	N			
New implementation for 2010-11 (did not receive funds in 2009-10)	N			
Funded and delivered services in 2009-10 but not renewing in 2010-11	N			

Complete the following table if providing this service or requesting a **transfer, shift, or revision** only of funds for FY 2010-11. Enter the total amount of state and matching local funds. (Transfer/shifting is allowable only within EBP funds. Counties may not transfer/shift from or to other SGI categories.)

Total Budget Amount	Original/Approved Allocation (Amt requested and approved)	Revision Amount Change + or -	Requested Amount (enter this amount in fiscal worksheets)
FY 2010-11			

- Did your county request and receive approval to transfer/shift funds during FY 2009-10? If YES, will the rationale for the change remain the same for FY 2010-11? Describe, briefly that rationale for the approved change and do not respond to the next question. If NO, please respond to the following question.

Response: N/A

CAMERON COUNTY

- Explain why the change is requested. What are the deciding factors to move from the originally requested program(s) to another(s)? Was this change discussed with the regional office?

Response: N/A

- Complete the following table for each applicable year.

	0607	0708	0809	0910	1011
Target Population					
# of Referrals					
# Successfully completing program					
Cost per year					
Per Diem Cost/Program funded amount					
# of MA referrals					
# of Non MA referrals					
Name of provider					

If this is a renewal of services delivered in FY 2009-10, answer the following:

- Clearly describe the program’s accomplishments or results; any challenges to implementation; and the impact on service delivery for FY 2010-11. Use data/statistics to show the impact of the program services.

Response: N/A

- What are the barriers to the realization of your program outcomes? Identify each year and describe the barrier/challenge to reaching the program outcomes for that year.

Response: N/A

- Describe the county’s expenditures history, if any, for the program/practice. What factors contributed to the successful or underspending or under-utilization of grant funds?

Response: N/A

- If there were instances of underspending or under-utilization of prior years grant funds, describe what changes have occurred or will occur to ensure that grant funds for this program/service are maximized and effectively managed. Also, identify the measures the county will utilize in FY 2010-11.

Response: N/A

Complete the following for each applicable year.

- Indicate and describe the target population for whom the county expects to provide these services. Describe how the target population was chosen and the internal and external

CAMERON COUNTY

factors influencing this decision. This may include age, location, type or reason for placement, whether it is county-wide, school district focused, etc.

FY 2010-11 (for counties with approved allocations or transfer/shift requests)

Response: N/A

- Identify the service outcomes the county expects to achieve as a result of providing these services. Explain how service outcomes will be measured and the frequency of measurement.

FY 2010-11 (for counties with approved allocations or transfer/shift requests)

Response: N/A

- Describe how the program will be implemented or operated for services from the identification and referral process through program completion. Do not describe the model. Discuss the agency's experience with the provider agency, and their Medical Assistance approval and enrollment status. Provide a timeline for any changes or new program implementation.

FY 2010-11 (for counties with approved allocations or transfer/shift requests)

Response: N/A

- Clearly explain the implementation year budget of FY 2010-11. Identify and discuss how the cost of services (per diem/unit or program funded) is determined and included in the budget, and provide a brief narrative description of each budget line item. Also describe the invoicing process and any requirements between the county and provider agencies.

FY 2010-11 (for counties with approved allocations or transfer/shift requests)

Response: N/A

- Identify any technical assistance needs the county or provider agency has to provide effective services.

FY 2010-11 (for counties with approved allocations or transfer/shift requests)

Response: N/A

CAMERON COUNTY

6-3a. Evidence Based Programs: High-Fidelity Wrap Around

□ Please indicate which type of request this is:

Request Type	Enter Y or N			
Renewal from 2009-10	N			
New implementation for 2010-11 (did not receive funds in 2009-10)	N			
Funded and delivered services in 2009-10 but not renewing in 2010-11	N			
Requesting funds for 2011-12 (new, continuing or expanding)	N	New	Continuing	Expanding

Complete the following table if providing this service or requesting a **transfer, shift, or revision** only of funds for FY 2010-11; and/or requesting funds for FY 2011-12. Enter the total amount of state and matching local funds. (Transfer/shifting is allowable only within EBP funds. Counties may not transfer/shift from or to other SGI categories.)

Total Budget Amount	Original/Approved Allocation (Amt requested and approved)	Revision Amount Change + or -	Requested Amount (enter this amount in fiscal worksheets)
FY 2010-11			
FY 2011-12			

□ Did your county request and receive approval to transfer/shift funds during FY 2009-10? If YES, will the rationale for the change remain the same for FY 2010-11? Describe, briefly that rationale for the approved change and do not respond to the next question. If NO, please respond to the following question.

Response: N/A

□ Explain why the change is requested. What are the deciding factors to move from the originally requested program(s) to another(s)? Was this change discussed with the regional office?

Response: N/A

CAMERON COUNTY

Complete the following table for each applicable year.

	0607	0708	0809	0910	1011	1112
Target Population						
# of Referrals						
# Successfully completing program						
Cost per year						
Per Diem Cost/Program funded amount						
# of MA referrals						
# of Non MA referrals						
Name of provider						

If this is a renewal of services delivered in FY 2009-10, answer the following:

Clearly describe the program’s accomplishments or results; any challenges to implementation; and the impact on service delivery for FY 2010-11. Use data/statistics to show the impact of the program services.

Response: N/A

What are the barriers to the realization of your program outcomes? Identify each year and describe the barrier/challenge to reaching the program outcomes for that year.

Response: N/A

Describe the county’s expenditures history, if any, for the program/practice. What factors contributed to the successful or underspending or under-utilization of grant funds?

Response: N/A

If there were instances of underspending or under-utilization of prior years grant funds, describe what changes have occurred or will occur to ensure that grant funds for this program/service are maximized and effectively managed. Also, identify the measures the county will utilize in both FY 2010-11 and FY 2011-12.

Response: N/A

Complete the following for each applicable year.

Indicate and describe the target population for whom the county expects to provide these services. Describe how the target population was chosen and the internal and external factors influencing this decision. This may include age, location, type or reason for placement, whether it is county-wide, school district focused, etc.

FY 2010-11 (for counties with approved allocations or transfer/shift requests)

Response: N/A

CAMERON COUNTY

FY 2011-12 Renewing counties may reply with “same as above” unless expanding or decreasing the services, which requires further information and justification. Describe the provider’s capacity to serve additional youth.

Response: N/A

- ❑ Identify the service outcomes the county expects to achieve as a result of providing these services. Explain how service outcomes will be measured and the frequency of measurement.

FY 2010-11 (for counties with approved allocations or transfer/shift requests)

Response: N/A

FY 2011-12 Renewing counties may reply with “same as above” unless expanding or decreasing the services or revising prior outcomes, which requires further information and justification.

Response: N/A

- ❑ Describe how the program will be implemented or operated for services from the identification and referral process through program completion. Do not describe the model. Discuss the agency’s experience with the provider agency, and their Medical Assistance approval and enrollment status. Provide a timeline for any changes or new program implementation.

FY 2010-11 (for counties with approved allocations or transfer/shift requests)

Response: N/A

FY 2011-12 Renewing counties may reply with “same as above” unless expanding or decreasing the services, which requires further information and justification.

Response: N/A

- ❑ Clearly explain the implementation year budget of FY 2010-11. Identify and discuss how the cost of services (per diem/unit or program funded) is determined and included in the budget, and provide a brief narrative description of each budget line item. Also describe the invoicing process and any requirements between the county and provider agencies.

FY 2010-11 (for counties with approved allocations or transfer/shift requests)

Response: N/A

FY 2011-12 For new funding requests or renewing counties requesting an increase or expansion of funds, clearly describe the process used to calculate the county request for funding and the rationale. Provide historical information as to the county’s successes or barriers to new program/practice implementation, including provider contracting and participation. Refer to the county timeline (requested above) as part of the rationale.

Response: N/A

CAMERON COUNTY

- ❑ For FY 2011-12 Explain the potential cost savings/offsets and impact of increased use. When is it predicted that the cost savings will be realized? What type of placement will be utilized?

Response: N/A

- ❑ Identify any technical assistance needs the county or provider agency has to provide effective services.

FY 2010-11 (for counties with approved allocations or transfer/shift requests)

Response: N/A

FY 2011-12 (for counties requesting funds for the first time)

Response: N/A

CAMERON COUNTY

6-3b. Pennsylvania Promising Practices

The following questions must be answered for the PaPP Initiative by counties with an approved allocation for the Implementation Year 2010-2011 and to request funds for FY 2011-2012. Refer to the Needs Based Plan and Budget Instructions, Appendix 9 for more information.

PaPP Dependent

Program Name:	Family Preservation Program
---------------	-----------------------------

Request Type	Enter Y or N			
Renewal from 2009-10	Y			
New implementation for 2010-11 (did not receive funds in 2009-10)	N			
Funded and delivered services in 2009-10 but not renewing in 2010-11	N			
Requesting funds for 2011-12 (new, continuing or expanding)	N	New	Continuing	Expanding

Complete the following table if providing this service or requesting a **transfer, shift, or revision** only of funds for FY 2010-11; and/or requesting funds for FY 2011-12. Enter the total amount of state and matching local funds. (Transfer/shifting is allowable only within PaPP funds. Counties may not transfer/shift from or to other SGI categories.)

Total Budget Amount	Original/Approved Allocation (Amt requested and approved)	Revision Amount Change + or -	Requested Amount (enter this amount in fiscal worksheets)
FY 2010-11	\$36,898.00	-\$11,656.00	\$25,242.00
FY 2011-12			\$0

- Did your county request and receive approval to transfer/shift funds during FY 2009-10? If YES, will the rationale for the change remain the same for FY 2010-11? Describe, briefly that rationale for the approved change and do not respond to the next question. If NO, please respond to the following question.

Response:

Yes, the rationale for the change is the same for 2010-2011. New children (dependent or delinquent) enter into the program on a first come, first serve basis when a vacancy in the program becomes available. Therefore, it has been difficult to budget the amount of the dependent/delinquent split for this program as there is no set number of dependent and delinquent children allocated to the program for the year.

- Explain why the change is requested. What are the deciding factors to move from the originally requested program to another? Was this change discussed with the regional office?

CAMERON COUNTY

Response: N/A

- ❑ Complete the following table for each applicable year.

	0607	0708	0809	0910	1011	1112
Target Population			0-17 yrs.	0-17 yrs.		
# of Referrals			16	11		
# Successfully completing program			15	10		
Cost per year			\$47,895.79	\$28,796.28		
Per Diem Cost/Program funded amount			\$35.65/hr	\$35.65/hr		
# of MA referrals			0	0		
# of Non MA referrals			16	11		
Name of provider			Community County Services	Community County Services		

If this is a renewal of services delivered in FY 2009-10, answer the following:

- ❑ Clearly describe the program’s accomplishments or results; any challenges to implementation; and the impact on service delivery for FY 2010-11. Use data/statistics to show the impact of the program services.

Response:

The Family Preservation Program is this agency’s best in-home service. In 2009-2010, this program served 19 families and 38 children. Of the 38 children served, only one child entered placement, which was before Family Preservation became involved. He was a JPO case and was only in shelter care for a short number of days. This county has utilized MST services in the past year. Of the six children that have been served by MST, five of those children have gone to placement. For a county that does not have many placements to begin with, this service really helps to keep the placements very low. There really are no challenges to implementation or service delivery. It would be nice to keep this program going in the years to come.

- ❑ What are the barriers to the realization of your program outcomes? Identify each year and describe the barrier/challenge to reaching the program outcomes for that year.

Response:

There are no barriers or challenges in meeting the programs outcomes. This is a really good program, which saves the county on placements each year.

- ❑ Describe the county’s expenditures history, if any, for the program/practice. What factors contributed to the successful or underspending or under-utilization of grant funds?

Response:

CAMERON COUNTY

In 2008-2009, this agency was allocated \$55,000 for the program and that was spent. In 2009-2010, the allocation was \$58,395, in which all of that but a dollar or so was spent. This agency and the JPO office continually refer clients to the program throughout the year, which enables the money to be spent each year.

- If there were instances of underspending or under-utilization of prior years grant funds, describe what changes have occurred or will occur to ensure that grant funds for this program/service are maximized and effectively managed. Also, identify the measures the county will utilize in both FY 2010-11 and FY 2011-12.

Response: N/A

Complete the following for each applicable year.

- Indicate and describe the target population for whom the county expects to provide these services. Describe how the target population was chosen and the internal and external factors influencing this decision. This may include age, location, type or reason for placement, whether it is county-wide, school district focused, etc.

FY 2010-11 (for counties with approved allocations or transfer/shift requests)

Response:

The target population for Family Preservation services is birth to age 17. These services will be provided to Cameron County residents only, and may include some collaboration with placement facilities upon discharge of a client. These services will be utilized to prevent out of home placements and help with reunification of children back into their homes. Services will be provided to clients of Children and Youth and Probation only. Collaboration will be with the school district, as well as any other service provider working with the families.

FY 2011-12 Renewing counties may reply with "same as above" unless expanding or decreasing the services, which requires further information and justification. Describe the provider's capacity to serve additional youth.

Response: N/A - Family Preservation will be put back in the NBB, as it has been a Promising Practice for two years.

- Identify the service outcomes the county expects to achieve as a result of providing these services. Explain how service outcomes will be measured and the frequency of measurement.

FY 2010-11 (for counties with approved allocations or transfer/shift requests)

Response:

The outcomes for Family Preservation services are to prevent out of home placement of children considered to be at imminent risk of out of home placement, reunification of children safely back to their home, school, and community, improve family functioning, cohesion, and conflict management, teach family and youth competency skills, decrease levels of risk for Child Abuse and Neglect, and empower the parents and youth to seek resources/community supports. Service outcomes are measured by this agency and by the Probation Department

CAMERON COUNTY

through weekly and monthly contact with the provider staff to monitor progress, safety, and to determine if additional services need to be provided.

FY 2011-12 Renewing counties may reply with “same as above” unless expanding or decreasing the services or revising prior outcomes, which requires further information and justification.

Response: N/A - Family Preservation will be put back in the NBB, as it has been a Promising Practice for two years.

- ❑ Describe how the program will be implemented or operated for services from the identification and referral process through program completion. Discuss the agency’s experience with the provider agency. Provide a timeline for any changes or new program implementation.

FY 2010-11 (for counties with approved allocations or transfer/shift requests)

Response:

Referrals are made to Family Preservation services by this agency and by the Probation Department. Referrals cannot be made by anyone else, as the families have to have an open case with either agency. Discussions then begin with Community County Services on whether or not the service will be beneficial to the family or if the family does not qualify for services. If this is the case, then a referral is made to another service provider that can meet the needs of the family. The service runs from three months to five months, depending on progress or lack thereof. During the time that this family is receiving Family Preservation Services, this agency and the Probation Department meet regularly with the staff to discuss progress, safety issues, and to discuss if additional services are needed. When Family Preservation services is closing with a family, a recommendation is made for follow up care if necessary. This agency has a very good history with Community County Services, as they have been providing services for this agency for several years now. This agency is very pleased with the progress that has been made and is also pleased with the reduction of out of home placements. This program is not funded through MA, and it does not matter if a family is receiving medical assistance or not.

FY 2010-12 Renewing counties may reply with “same as above” unless expanding or decreasing the services, which requires further information and justification.

Response: N/A - Family Preservation will be put back in the NBB, as it has been a Promising Practice for two years.

- ❑ Clearly explain the implementation year budget of FY 2010-11. Identify and discuss how the cost of services (per diem/unit or program funded) is determined and included in the budget, and provide a brief narrative description of each budget line item. Also describe the invoicing process and any requirements between the county and provider agencies.

FY 2010-11 (for counties with approved allocations or transfer/shift requests)

Response:

CAMERON COUNTY

Family Preservation services is now in its final year as a Promising Practice. This agency requested funding for 2010-2011 and was approved for \$51,515, not \$58,395, which was approved last year. In working with Community County Services, a rate of \$35.65 per hour was established to provide these services. This service works with three to five families at a time and the counselor works approximately 30 hours per week with the family. This agency receives a monthly billing invoice from Community County Services listing the clients, the date the service started and ended if applicable, how many units per family, the hourly rate, and the amount being billed for each family. The agency's fiscal technician checks over the invoice each month to make sure everything is fine. If necessary, a call is made to Community County Services if there are any issues to address.

- **FY 2011-12** For new funding requests or renewing counties requesting an increase or expansion of funds, clearly describe the process used to calculate the county request for funding and the rationale. Provide historical information as to the county's successes or barriers to new program/practice implementation, including provider contracting and participation. Refer to the county timeline (requested above) as part of the rationale.

Response: N/A - Family Preservation will be put back in the NBB, as it has been a Promising Practice for two years.

- **For FY 2011-12**, Explain the potential cost savings/offsets and impact of increased use. When is it predicted that the cost savings will be realized? What type of placement will be utilized?

Response: N/A - Family Preservation will be put back in the NBB, as it has been a Promising Practice for two years.

- Identify any technical assistance needs the county or provider agency has to provide effective services.

FY 2010-11 (for counties with approved allocations)

Response: There are no technical assistance needs for this program.

FY 2011-12 (for counties requesting funds for the first time)

Response: N/A

CAMERON COUNTY

PaPP Delinquent

Program Name:	Family Preservation Program
---------------	-----------------------------

Request Type	Enter Y or N			
Renewal from 2009-10	Y			
New implementation for 2010-11 (did not receive funds in 2009-10)	N			
Funded and delivered services in 2009-10 but not renewing in 2010-11	N			
Requesting funds for 2011-12 (new, continuing or expanding)	N	New	Continuing	Expanding

Complete the following table if providing this service or requesting a **transfer, shift, or revision** only of funds for FY 2010-11; and/or requesting funds for FY 2011-12. Enter the total amount of state and matching local funds. (Transfer/shifting is allowable only within PaPP funds. Counties may not transfer/shift from or to other SGI categories.)

Total Budget Amount	Original/Approved Allocation (Amt requested and approved)	Revision Amount Change + or -	Requested Amount (enter this amount in fiscal worksheets)
FY 2010-11	\$14,617.00	+\$11,656.00	\$26,273.00
FY 2011-12			\$0

- Did your county request and receive approval to transfer/shift funds during FY 2009-10? If YES, will the rationale for the change remain the same for FY 2010-11? Describe, briefly that rationale for the approved change and do not respond to the next question. If NO, please respond to the following question.

Response:

Yes, the rationale for the change is the same for 2010-2011. New children (dependent or delinquent) enter into the program on a first come, first serve basis when a vacancy in the program becomes available. Therefore, it has been difficult to budget the amount of the dependent/delinquent split for this program as there is no set number of dependent and delinquent children allocated to the program for the year.

- Explain why the change is requested. What are the deciding factors to move from the originally requested program to another? Was this change discussed with the regional office?

Response: N/A

CAMERON COUNTY

- Complete the following table for each applicable year.

	0607	0708	0809	0910	1011	1112
Target Population			12-17 yrs.	12-17 yrs.		
# of Referrals			3	7		
# Successfully completing program			2	5		
Cost per year			\$7,531.07	\$29,597.00		
Per Diem Cost/Program funded amount			\$35.65/hr	\$35.65/hr		
# of MA referrals			0	0		
# of Non MA referrals			3	7		
Name of provider			Community County Services	Community County Services		

If this is a renewal of services delivered in FY 2009-10, answer the following:

- Clearly describe the program’s accomplishments or results; any challenges to implementation; and the impact on service delivery for FY 2010-11. Use data/statistics to show the impact of the program services.

Response:

The Family Preservation Program is this agency’s best in-home service. In 2009-2010, this program served 19 families and 38 children. Of the 38 children served, only one child entered placement, which was before Family Preservation became involved. He was a JPO case and was only in shelter care for a short number of days. This county has utilized MST services in the past year. Of the six children that have been served by MST, five of those children have gone to placement. For a county that does not have many placements to begin with, this service really helps to keep the placements very low. There really are no challenges to implementation or service delivery. It would be nice to keep this program going in the years to come.

- What are the barriers to the realization of your program outcomes? Identify each year and describe the barrier/challenge to reaching the program outcomes for that year.

Response:

There are no barriers or challenges in meeting the programs outcomes. This is a really good program, which saves the county on placements each year.

- Describe the county’s expenditures history, if any, for the program/practice. What factors contributed to the successful or underspending or under-utilization of grant funds?

Response:

- If there were instances of underspending or under-utilization of prior years grant funds, describe what changes have occurred or will occur to ensure that grant funds for this

CAMERON COUNTY

program/service are maximized and effectively managed. Also, identify the measures the county will utilize in both FY 2010-11 and FY 2011-12.

Response: N/A

Complete the following for each applicable year.

- Indicate and describe the target population for whom the county expects to provide these services. Describe how the target population was chosen and the internal and external factors influencing this decision. This may include age, location, type or reason for placement, whether it is county-wide, school district focused, etc.

FY 2010-11 (for counties with approved allocations or transfer/shift requests)

Response:

The target population for Family Preservation services is birth to age 17. These services will be provided to Cameron County residents only, and may include some collaboration with placement facilities upon discharge of a client. These services will be utilized to prevent out of home placements and help with reunification of children back into their homes. Services will be provided to clients of Children and Youth and Probation only. Collaboration will be with the school district, as well as any other service provider working with the families.

FY 2011-12 Renewing counties may reply with “same as above” unless expanding or decreasing the services, which requires further information and justification. Describe the provider’s capacity to serve additional youth.

Response: N/A - Family Preservation will be put back in the NBB, as it has been a Promising Practice for two years.

- Identify the service outcomes the county expects to achieve as a result of providing these services. Explain how service outcomes will be measured and the frequency of measurement.

FY 2010-11 (for counties with approved allocations or transfer/shift requests)

Response:

The outcomes for Family Preservation services are to prevent out of home placement of children considered to be at imminent risk of out of home placement, reunification of children safely back to their home, school, and community, improve family functioning, cohesion, and conflict management, teach family and youth competency skills, decrease levels of risk for Child Abuse and Neglect, and empower the parents and youth to seek resources/community supports. Service outcomes are measured by this agency and by the Probation Department through weekly and monthly contact with the provider staff to monitor progress, safety, and to determine if additional services need to be provided.

FY 2011-12 Renewing counties may reply with “same as above” unless expanding or decreasing the services or revising prior outcomes, which requires further information and justification.

CAMERON COUNTY

Response: N/A - Family Preservation will be put back in the NBB, as it has been a Promising Practice for two years.

- Describe how the program will be implemented or operated for services from the identification and referral process through program completion. Discuss the agency's experience with the provider agency. Provide a timeline for any changes or new program implementation.

FY 2010-11 (for counties with approved allocations or transfer/shift requests)

Response:

Referrals are made to Family Preservation services by this agency and by the Probation Department. Referrals cannot be made by anyone else, as the families have to have an open case with either agency. Discussions then begin with Community County Services on whether or not the service will be beneficial to the family or if the family does not qualify for services. If this is the case, then a referral is made to another service provider that can meet the needs of the family. The service runs from three months to five months, depending on progress or lack thereof. During the time that this family is receiving Family Preservation Services, this agency and the Probation Department meet regularly with the staff to discuss progress, safety issues, and to discuss if additional services are needed. When Family Preservation services is closing with a family, a recommendation is made for follow up care if necessary. This agency has a very good history with Community County Services, as they have been providing services for this agency for several years now. This agency is very pleased with the progress that has been made and is also pleased with the reduction of out of home placements. This program is not funded through MA, and it does not matter if a family is receiving medical assistance or not.

FY 2010-12 Renewing counties may reply with "same as above" unless expanding or decreasing the services, which requires further information and justification.

Response: N/A - Family Preservation will be put back in the NBB, as it has been a Promising Practice for two years.

- Clearly explain the implementation year budget of FY 2010-11. Identify and discuss how the cost of services (per diem/unit or program funded) is determined and included in the budget, and provide a brief narrative description of each budget line item. Also describe the invoicing process and any requirements between the county and provider agencies.

FY 2010-11 (for counties with approved allocations or transfer/shift requests)

Response:

Family Preservation services is now in its final year as a Promising Practice. This agency requested funding for 2010-2011 and was approved for \$51,515, not \$58,395, which was approved last year. In working with Community County Services, a rate of \$35.65 per hour was established to provide these services. This service works with three to five families at a time and the counselor works approximately 30 hours per week with the family. This agency receives a monthly billing invoice from Community County Services listing the clients, the date the service started and ended if applicable, how many units per family, the hourly rate, and the amount being billed for each family. The agency's fiscal technician

CAMERON COUNTY

checks over the invoice each month to make sure everything is fine. If necessary, a call is made to Community County Services if there are any issues to address.

FY 2011-12 For new funding requests or renewing counties requesting an increase or expansion of funds, clearly describe the process used to calculate the county request for funding and the rationale. Provide historical information as to the county's successes or barriers to new program/practice implementation, including provider contracting and participation. Refer to the county timeline (requested above) as part of the rationale.

Response: N/A - Family Preservation will be put back in the NBB, as it has been a Promising Practice for two years.

- ❑ **For FY 2011-12,** Explain the potential cost savings/offsets and impact of increased use. When is it predicted that the cost savings will be realized? What type of placement will be utilized?

Response: N/A - Family Preservation will be put back in the NBB, as it has been a Promising Practice for two years.

- ❑ Identify any technical assistance needs the county or provider agency has to provide effective services.

FY 2010-11 (for counties with approved allocations)

Response: There are no technical assistance needs for this program.

FY 2011-12 (for counties requesting funds for the first time)

Response: N/A

CAMERON COUNTY

6-3c. Housing Initiative

The following questions must be answered for the Housing Initiative by counties with an approved allocation for the Implementation Year 2010-2011 and to request funds for FY 2011-2012. Refer to the Needs Based Plan and Budget Instructions, Appendix 9 for more information.

Program Name:	
---------------	--

Request Type	Enter Y or N			
Renewal from 2009-10	N			
New implementation for 2010-11 (did not receive funds in 2009-10)	N			
Funded and delivered services in 2009-10 but not renewing in 2010-11	N			
Requesting funds for 2011-12 (new, continuing or expanding)	N	New	Continuing	Expanding

Budget	\$ amount
FY 2010-11 Approved Budget	
FY 2011-12 Budget Request	

If this is a renewal of Housing services delivered in FY 2009-10, answer the following:

- Clearly describe the program’s accomplishments or results; any challenges to implementation; and the impact on service delivery for FY 2010-11. Use data/statistics to show the impact of the program services.

Response: N/A

- What are the barriers to the realization of your program outcomes? Identify each year and describe the barrier/challenge to reaching the program outcomes for that year.

Response: N/A

- Describe the county’s expenditures history, if any, for the program/practice. What factors contributed to the successful or underspending or under-utilization of grant funds?

Response: N/A

- If there were instances of underspending or under-utilization of prior years grant funds, describe what changes have occurred or will occur to ensure that grant funds for this program/service are maximized and effectively managed. Also, identify the measures the county will utilize in both FY 2010-11 and FY 2011-12.

Response: N/A

CAMERON COUNTY

- ❑ Identify and describe the target population(s) for whom the county expects to provide these services.
- ❑ Describe the programs for dependent and delinquent youth which:
 - Prevent children from being placed, or
 - Facilitate the reunification of children with their families, or
 - Facilitate the successful transition of youth aging out, or who have aged out of placement. As of FY 2010-11, this includes all aging out youth with the exception of those who emancipate care on or after age 18, who will be funded through Appendix 8: IL Services, Room and Board.
- ❑ **FY 2010-11** (for counties with approved allocations)

Response: N/A

FY 2011-12 Renewing counties may reply with “same as above” unless expanding or decreasing the services or revising prior outcomes, which requires further information and justification.

Response: N/A

- ❑ Identify the service outcomes the county expects to achieve as a result of providing these services. Explain how service outcomes will be measured and the frequency of measurement.
- FY 2010-11** (for counties with approved allocations)

Response: N/A

FY 2011-12 Renewing counties may reply with “same as above” unless expanding or decreasing the services or revising prior outcomes, which requires further information and justification.

Response: N/A

- ❑ Describe how the program will be implemented or operated for services from the identification and referral process through program completion. Discuss the agency’s experience with the provider agency, and their Medical Assistance approval and enrollment status. Provide a timeline for any changes or new program implementation.
- FY 2010-11** (for counties with approved allocations)

❑ *Response:* N/A

FY 2011-12 Renewing counties may reply with “same as above” unless expanding or decreasing the services, which requires further information and justification.

Response: N/A

- ❑ Clearly explain the implementation year budget of FY 2010-11. Identify and discuss how the cost of services (per diem/unit or program funded) is determined and included in the budget,

CAMERON COUNTY

and provide a brief narrative description of each budget line item. Also describe the invoicing process and any requirements between the county and provider agencies.

FY 2010-11 (for counties with approved allocations)

Response: N/A

- **FY 2011-12** For new funding requests or renewing counties requesting an increase or expansion of funds, clearly describe the process used to calculate the county request for funding and the rationale. Provide historical information as to the county's successes or barriers to new program/practice implementation, including provider contracting and participation. Refer to the county timeline (requested above) as part of the rationale.

Response: N/A

- **For FY 2011-12** Explain the potential cost savings/offsets and impact of increased use. When is it predicted that the cost savings will be realized? What type of placement will be utilized?

Response: N/A

- Identify any technical assistance needs the county or provider agency has to provide effective services.

FY 2010-11 (for counties with approved allocations)

Response: N/A

FY 2011-12 (for counties requesting funds for the first time)

Response: N/A



CAMERON COUNTY

6-3d. Alternatives to Truancy Prevention

The following questions must be answered for the ATP Initiative by counties with an approved allocation for the Implementation Year 2010-2011 and to request funds for FY 2011-2012. Refer to the Needs Based Plan and Budget Instructions, Appendix 9 for more information.

Program Name:

Request Type	Enter Y or N		
New implementation for 2010-11			
Requesting funds for 2011-12 (new, continuing or expanding)	New	Continuing	Expanding

Budget	\$ amount
FY 2010-11 Approved Budget	
FY 2011-12 Budget Request	

Complete the following table for each applicable year.

	0607	0708	0809	0910	1011	1112
Target Population						
# of Referrals						
# Successfully completing program						
Cost per year						
Per Diem Cost/Program funded amount						
# of MA referrals						
# of Non MA referrals						
Name of provider						

Complete the following for each applicable year.

Indicate and describe the target population for whom the county expects to provide these services. Describe how the target population was chosen and the internal and external factors influencing this decision. This may include age, location, type or reason for placement, whether it is county-wide, school district focused, etc.

FY 2010-11 (for counties with approved allocations)

Response: N/A

FY 2011-12 Renewing counties may reply with “same as above” unless expanding or decreasing the services, which requires further information and justification. Describe the provider’s capacity to serve additional youth.

Response: N/A

Identify the service outcomes the county expects to achieve as a result of providing these services. Explain how service outcomes will be measured and the frequency of measurement.

CAMERON COUNTY

FY 2010-11 (for counties with approved allocations)

Response: N/A

FY 2011-12 Renewing counties may reply with “same as above” unless expanding or decreasing the services or revising prior outcomes, which requires further information and justification.

Response: N/A

- ❑ Describe how the program will be implemented or operated for services from the identification and referral process through program completion. Discuss the agency’s experience with the provider agency. Provide a timeline for any changes or new program implementation.

FY 2010-11 (for counties with approved allocations)

Response: N/A

FY 2010-12 Renewing counties may reply with “same as above” unless expanding or decreasing the services, which requires further information and justification.

Response: N/A

- ❑ Clearly explain the implementation year budget of FY 2010-11. Identify and discuss how the cost of services (per diem/unit or program funded) is determined and included in the budget, and provide a brief narrative description of each budget line item. Also describe the invoicing process and any requirements between the county and provider agencies.

FY 2010-11 (for counties with approved allocations or transfer/shift requests)

Response: N/A

FY 2011-12 For new funding requests or renewing counties requesting an increase or expansion of funds, clearly describe the process used to calculate the county request for funding and the rationale. Provide historical information as to the county’s successes or barriers to new program/practice implementation, including provider contracting and participation. Refer to the county timeline (requested above) as part of the rationale.

❑

Response: N/A

For FY 2011-12 Explain the potential cost savings/offsets and impact of increased use. When is it predicted that the cost savings will be realized? What type of placement will be utilized?

Response: N/A

- ❑ Identify any technical assistance needs the county or provider agency has to provide effective services.

CAMERON COUNTY

FY 2010-11 (for counties with approved allocations)

Response: N/A

FY 2011-12 (for counties requesting funds for the first time)

Response: N/A

6-3d. State Reintegration Plan

The following questions must be answered for the SRP Initiative by counties requesting funds for FY 2011-2012. Once determined, enter the amount in the "10-11 SGI BDGT RQST" tab in the **Budget Excel file**.

Number of Youth	Cost per youth	\$ amount
0	\$3,665	\$0

- Describe the how the number of youth was determined.

CAMERON COUNTY

6-3e. Independent Living Service Grant

- In the table below, place an “X” for the services that will be provided by CCYA (regardless of funding source). Check as many boxes as apply.

Mark “X” in this column	Services
X	A. Needs Assessment/Case Planning
X	B. Life Skills Training
	C. Prevention Services
	Dental/Health
X	Drug Abuse Prevention
X	Alcohol/Tobacco/Substance
X	Safe Sex/Pregnancy
	D. Education
	Vocational Training
X	High School Support and Retention
X	Preparation for GED
X	Assistance in Obtaining Higher Education
	E. Support
X	Individual and Group Counseling
X	Stipends
X	Services for Teen Parents
X	Mentoring
	F. Employment
X	Job Placement
	Subsidized Employment
X	G. Location of Housing
X	H. Room and Board
X	I. Retreats/Camps
X	J. Indirect Services
X	K. Program Administration

- In the following forms, complete the form **for services marked with an “X” in the above table only**. Provide the requested information pertaining to each specific IL service to be provided by the CCYA. Enter all county IL services information in this template. In each service area table, list the estimated requested grant amount to be used for IL services. Include the following in the estimate: staff costs to perform these services, the cost of materials and supplies and the cost to develop, implement and monitor implementation of these services unless adding in Indirect Services or Program Administration.
- For each IL service **marked with an “X” in the above table**, estimate the number of in care; delinquent, discharged and total youth (unduplicated counts) who will receive IL services.

CAMERON COUNTY

IL Services (federal, state, local)	\$ amount
FY 2010-11 Approved Budget *	\$0
FY 2011-12 Budget Request *	\$12,000

* These amounts must match the amounts on the county's budget worksheets.

- ❑ Describe the county's expenditures history for IL Services for FY 2006-07, 2007-08, 2008-09 and 2009-10. What factors contributed to the successful or unsuccessful spending of grant funds for each year?

There is no IL history with Cameron County, as this county has not requested funds in the last several years.

- ❑ If there were instances of underspending of prior years grant funds, describe what changes have occurred to ensure that grant funds for this program/service are maximized and effectively managed.

N/A

A. Needs Assessment/Case Planning

- ❑ Complete the table and estimate the unduplicated total number of youth who will receive the services. These totals must equal the amounts on the FY 11-12 IL Grant Request worksheet in the Budget Excel file.

Service	Budget Request (\$)	In Care Youth*	Delinquent Youth*	Discharged Youth*	Total Youth*
Needs Assessment/Case Planning	\$500	2	1	2	5
Total	\$500	2	1	2	5

* Enter unduplicated youth count only.

- ❑ Describe how the needs assessment/case planning process will be delivered; who will deliver the activities (provider or agency staff); what tool(s) will be used; and the frequency of the activity for or with youth.

All youth who are in or have been in out of home placements since the age of 16 will be assessed for independent living services. Youth are identified for services through referrals from caseworkers and probation officers. Services will be provided by Pentz Run Youth Services to those youth who are in most need, on a priority basis. All youth placed in substitute care will have the opportunity to be assessed for services and participate in the independent living program, regardless of location of placement. The CYS Caseworker or Probation Officer will inform the youth of the Independent Living program and their referral to Pentz Run. The Pentz Run Independent Living Coordinator will contact the youth to further explain the program and services available to them. The Ansell-Casey Life Skills Assessment will be utilized to assess each youth. The assessment can be completed electronically or manually with IL staff or independently. The completed assessment will be scored by IL staff and a written individualized treatment plan will be developed with the

CAMERON COUNTY

identified goals and means of reaching those goals. A review and revision of the goals will take place at least every six months.

- Describe how the costs to provide the activities are determined.

While an estimate (since this agency has not had an IL program in many years), figures were provided after consideration of federal, state, and this agency's expectations, available resources and services from community partners and the needs of the youth as they prepare for and then transition from placement settings.

B. Life Skills Training

- Complete the table and estimate the unduplicated total number of youth who will receive the services. These totals must equal the amounts on the FY 11-12 IL Grant Request worksheet in the Budget Excel file.

Service	Budget Request (\$)	In Care Youth*	Delinquent Youth*	Discharged Youth*	Total Youth*
Life Skills Training	\$500	2	1	2	5
Total	\$500	2	1	2	5

* Enter unduplicated youth count only.

- Estimate the percentage of the delivery method for this service area.

100%	0%
Individualized Svcs.	Group or Classroom Svcs.

- Describe how life skills training will be delivered; who will deliver the activities (provider or agency staff); what curricula will be used; and the frequency of the activity with youth.

Youth will have the opportunity to participate in life skills training individually due to the low estimated numbers in the county. Life skills are those skills necessary to become a productive member of society. Life skills training will include; locating and using community resources, community social activities obtaining personal identification, time management, sexuality, money management and budgeting, shopping, work attitudes and proper attire, transportation, locating housing and negotiating a lease, insurance, nutrition and cooking, home management skills including cleaning, laundry and general maintenance. Also included are soft skills including; decision making, self-esteem, negotiation skills, impulse control, assertiveness, peer interactions, conflict resolution, coping strategies, managing stress, anger management, problem solving, and communication skills. These skills will be taught by IL staff or youth will be referred to other agencies that specialize in particular areas. Needs will be identified through the results of the Ansell-Casey Assessment and will be reviewed and revised at least every six months.

- Describe how the costs to provide the activities are determined.

While an estimate (since this agency has not had an IL program in many years), figures were provided after consideration of federal, state, and this agency's expectations, available

CAMERON COUNTY

resources and services from community partners and the needs of the youth as they prepare for and then transition from placement settings.

C. Prevention

- Complete the table and estimate the unduplicated total number of youth who will receive the services. These totals must equal the amounts on the FY 11-12 IL Grant Request worksheet in the Budget Excel file.

Service	Budget Request (\$)	In Care Youth*	Delinquent Youth*	Discharged Youth*	Total Youth*
Dental/Health					
Drug Abuse Prevention	\$100	2	1	2	5
Alcohol/Tobacco Substances	\$100	2	1	2	5
Safe Sex/Pregnancy	\$100	2	1	2	5
Total	\$300	2	1	2	5

* Enter unduplicated youth count only.

- Estimate the percentage of the delivery method for this service area.

100%	0%
Individualized Svcs.	Group or Classroom Svcs.

- Describe how prevention services will be delivered; who will deliver the activities (provider or agency staff); what curricula will be used; and the frequency of the activity with youth.

IL staff will make referrals and assist youth in contacting other agencies regarding the appropriate prevention services. Required services will be determined by the results of the Ansell-Casey Assessment and will be reviewed and revised at least every six months.

- Describe any additional prevention services provided to the youth that are not listed above and who will provide those services.

N/A

- Describe how the costs to provide the activities are determined.

While an estimate (since this agency has not had an IL program in many years), figures were provided after consideration of federal, state, and this agency's expectations, available resources and services from community partners and the needs of the youth as they prepare for and then transition from placement settings

CAMERON COUNTY

D. Education

- ❑ Complete the table and estimate the unduplicated total number of youth who will receive the services. These totals must equal the amounts on the FY 11-12 IL Grant Request worksheet in the Budget Excel file.

Service	Budget Request (\$)	In Care Youth*	Delinquent Youth*	Discharged Youth*	Total Youth*
Vocational					
High School Support and Retention	\$300	2	1	2	5
GED	\$400	2	1	2	5
Assistance in Obtaining Higher Education	\$300	2	1	2	5
Education and Training Grant (ETG) Provision and Retention					
Total	\$1000	2	1	2	5

* Enter unduplicated youth count only.

- ❑ Estimate the percentage of the delivery method for this service area.

100%	0%
Individualized Svcs.	Group or Classroom Svcs.

- ❑ Describe how education services will be delivered; who will deliver the activities (provider or agency staff); what curricula will be used; and the frequency of the activity with youth.

Study skills and referral to school personnel and/or tutors will be provided by IL staff to assist in High School support and retention. IL staff will assist youth in locating classes for GED preparation. Fees for classes and/or tests can be provided to youth in the form of stipends on an as needed and deserving basis. IL staff will assist youth in the application process for higher education including, applying for grants and scholarships, as well as identifying areas of interest in higher education. IL staff will assist with referrals in contacting appropriate agencies and higher education institutions in an effort to complete and further education. IL staff will assist with tours of local educational facilities. Appropriate educational services will be identified through completion of the Ansell-Casey Assessment and will be reviewed and revised at least every six months.

- ❑ Describe any additional services provided to the youth that are not listed above and who will provide those services.

N/A

CAMERON COUNTY

- Describe how the costs to provide the activities are determined.

While an estimate (since this agency has not had an IL program in many years), figures were provided after consideration of federal, state, and this agency's expectations, available resources and services from community partners and the needs of the youth as they prepare for and then transition from placement settings.

E. Support Services

- Complete the table and estimate the unduplicated total number of youth who will receive the services. These totals must equal the amounts on the FY 11-12 IL Grant Request worksheet in the Budget Excel file.

Service	Budget Request (\$)	In Care Youth*	Delinquent Youth*	Discharged Youth*	Total Youth*
Individual and/or Group Counseling	\$300	2	1	2	5
Stipends	\$1100	2	1	2	5
Services for Teen Parents	\$150	2	1	2	5
Mentoring	\$150	2	1	2	5
Total	\$1700	2	1	2	5

* Enter unduplicated youth count only.

- Estimate the number of youth who the county will refer to the SWAN prime contractor for the following services related to permanent connections.

SWAN	
	No. of Youths
Child Profile:	1
Child Preparation:	1
Child Specific Recruitment:	0

- Estimate the percentage of the delivery method for this service area.

100%	0%
Individualized Svcs.	Group or Classroom Svcs.

- Describe how support services will be delivered; who will deliver the activities (provider or agency staff); what curricula will be used; and the frequency of the activity with youth.

Individual and group counseling will be provided or referrals will be made for career planning, life planning, employment, education, and/or therapeutic services. Stipends will be provided to youth in various amounts depending on program participation and need. Stipends will be awarded for program participation and completion and can be used for deposits, tuition, tools, uniforms, clothing for job interviews, and housing costs such as rent

CAMERON COUNTY

and supplies. Stipends will be awarded on merit and not simply as an incentive to participate in the program. Consideration will be given to need as well as maintaining grades or employment. Services for teen parents, including parenting skills, will be provided through referrals to other agencies. IL staff will make the referral and assist the youth in contacting the appropriate agency. Referrals for mentoring will be made to other community agencies when necessary. Required supportive services will be identified through completion of the Ansell-Casey Assessment and will be reviewed and revised at least every six months.

- Describe any additional services provided to the youth that are not listed above and who will provide those services.

N/A

- Describe how the costs to provide the activities are determined.

While an estimate (since this agency has not had an IL program in many years), figures were provided after consideration of federal, state, and this agency's expectations, available resources and services from community partners and the needs of the youth as they prepare for and then transition from placement settings

F. Employment

- Complete the table and estimate the unduplicated total number of youth who will receive the services. These totals must equal the amounts on the FY 11-12 IL Grant Request worksheet in the Budget Excel file.

Service	Budget Request (\$)	In Care Youth*	Delinquent Youth*	Discharged Youth*	Total Youth*
Job Placement					
Subsidized Employment					
Total					

* Enter unduplicated youth count only.

- Mark with an "X" the types of subsidized employment services which will be offered, and whether the subsidy will be full or partial.

Subsidy Type	Offered	Full	Partial
Summer Employment			
Agency Operated Only			
Tax Credits			
Other (describe:)			

- Estimate the percentage of the delivery method for this service area.

$\frac{\quad}{\quad}$ % Individualized Svcs.	$\frac{\quad}{\quad}$ % Group or Classroom Svcs.
---	---

CAMERON COUNTY

- Describe how employment services will be delivered; who will deliver the activities (provider or agency staff); what curricula will be used; and the frequency of the activity with youth.

N/A

- Describe any additional services provided to the youth that are not listed above and who will provide those services.

N/A

- Describe how the costs to provide the activities are determined.

N/A

G. Location of Housing

- Complete the table and estimate the unduplicated total number of youth who will receive the services. These totals must equal the amounts on the FY 11-12 IL Grant Request worksheet in the Budget Excel file. **Do not request placement costs in this service area or grant.**

Service	Budget Request (\$)	In Care Youth*	Delinquent Youth*	Discharged Youth*	Total Youth*
Location of Housing	\$500	2	1	2	5
Total	\$500	2	1	2	5

* Enter unduplicated youth count only.

- Mark with an "X" the types of assistance which will be offered.

Assistance Type	Offered
Referral to public housing agency	X
Interview preparation	X
Application assistance	X
Accompany on inspection	X
Use local realtors as a housing resource	
Other (describe:)	

- Estimate the percentage of the delivery method for this service area.

100%	0%
Individualized Svcs.	Group or Classroom Svcs.

CAMERON COUNTY

- ❑ Describe how location of housing services will be delivered; who will deliver the activities (provider or agency staff); what curricula will be used; and the frequency of the activity with youth.

The IL Coordinator will be responsible for delivering the activities to the youth. Needs will be identified through completion of the Ansell-Casey Assessment and will be reviewed and revised at least every six months. The frequency of the housing services will be on an as needed basis.

- ❑ Describe any additional services provided to the youth that are not listed above and who will provide those services.

N/A

- ❑ Describe how the costs to provide the activities are determined.

While an estimate (since this agency has not had an IL program in many years), figures were provided after consideration of federal, state, and this agency's expectations, available resources and services from community partners and the needs of the youth as they prepare for and then transition from placement settings

H. Room & Board

- ❑ Complete the table and estimate the unduplicated total number of youth who will receive the services. These totals must equal the amounts on the FY 11-12 IL Grant Request worksheet in the Budget Excel file.

Service	Budget Request (\$)	In Care Youth*	Delinquent Youth*	Discharged Youth*	Total Youth*
Room and Board	\$1000		1	2	3
Total			1	2	3

* Enter unduplicated youth count only.

- ❑ If the agency **does** provide youth with room and board, describe the frequency of staff contact with youth accessing these services.

When a youth is receiving emergency/crisis room and board, the IL staff will have daily face to face contact with the youth.

- ❑ If the agency **does** provide youth with room and board, describe the period of time that youth can access the service, by type of assistance offered and whether a "step-down" approach will be used.

This service is available to any youth in the program in need of emergency shelter at any time after all other housing options have been exhausted. Room and board financial assistance (in the form of stipends) will be available on an as needed, temporary basis to youth who are no longer in care and over the age of 18 and under the age 21.

CAMERON COUNTY

- If the agency **does not** provide youth with room and board, describe what services are used to meet housing needs.

N/A

- Describe how the costs to provide the activities are determined.

While an estimate (since this agency has not had an IL program in many years), figures were provided after consideration of federal, state, and this agency's expectations, available resources and services from community partners and the needs of the youth as they prepare for and then transition from placement settings

I. Retreats/Camps

- Complete the table and estimate the unduplicated total number of youth who will receive the services. These totals must equal the amounts on the FY 11-12 IL Grant Request worksheet in the Budget Excel file.

Service	Budget Request (\$)	In Care Youth*	Delinquent Youth*	Discharged Youth*	Total Youth*
Retreats/Camps	\$500		1	2	3
Total	\$500		1	2	3

* Enter unduplicated youth count only.

- Estimate the percentage of the delivery method for this service area.

100%	0%
Individualized Svcs.	Group or Classroom Svcs.

- Describe how retreats/camps will be delivered; who will deliver the activities (provider or agency staff); what curricula will be used; and the frequency of the activity with youth.

Retreats and camps will include the annual IL retreat as well as local day retreats/camps, participation in the youth advisory board, and other workshops focused on the development of independent living skills and improving youth's self esteem.

- Describe how the costs to provide the activities are determined.

While an estimate (since this agency has not had an IL program in many years), figures were provided after consideration of federal, state, and this agency's expectations, available resources and services from community partners and the needs of the youth as they prepare for and then transition from placement settings

J. Indirect Services

- Complete the table and breakout the costs for these activities. These totals must equal the amounts on the FY 11-12 IL Grant Request worksheet in the Budget Excel file.

CAMERON COUNTY

Indirect Service Type	Budget Request \$
Staff, Foster/Adoptive and other Residential Child Care Providers	\$1500
Community Outreach and Educational Efforts	\$500
Interagency coordination to support IL activities and services at the local level	\$500
System change efforts	
Other (describe:)	
Total	\$2500

- ❑ Describe the indirect services provided by the county.

Staff training will include direct training for IL staff, as well as educating families about the IL grant program. Interagency Coordination will include IL staff participation in committees and boards at the local level in support of IL activities. Resource development/purchase will include the acquisitions of materials required to implement IL services. System change efforts will include the development of IL policies by IL staff.

- ❑ Describe any additional indirect services provided by the county and who will provide those services.

N/A

- ❑ Describe how the costs to provide the activities are determined.

While an estimate (since this agency has not had an IL program in many years), figures were provided after consideration of federal, state, and this agency's expectations, available resources and services from community partners and the needs of the youth as they prepare for and then transition from placement settings

K. Program Administration

- ❑ Complete the table and breakout the costs for these activities. These totals must equal the amounts on the FY 11-12 IL Grant Request worksheet in the Budget Excel file.

Indirect Service Type	Budget Request \$
Staff providing direct services	\$1000
Program reporting costs	\$250
Equipment, training materials, supplies, postage, facility expenses	\$1000
IL and Youth Advisory Board related travel	\$250
Other (describe:)	

CAMERON COUNTY

- ❑ Explain the administrative costs of providing IL services and the drivers of these costs.

Staff providing direct services: Provides services to the youth including administering the Ansell-Casey Life Skills Assessment and following all recommendations of the assessment. Program and fiscal reporting costs: Completion of reports by IL staff and completion of fiscal reports for approval by IL Coordinator. Postage: Correspondence between IL staff, caseworkers, probation officers, youth and any other providers. Space: Use of conference or classrooms in various locations. Supplies: Routine office supplies. IL related travel: All IL related travel including to the youth's home, school and other locations associated with IL treatment plans. Also including staff travel to IL related events, trainings or advisory board events. IL program supervision: Supervision of IL staff including the review of treatment plans and approval of services. Equipment: All equipment necessary to implement treatment plan including computer and internet costs.

- ❑ Describe any additional administrative costs of providing IL services that are not listed above and the drivers of these costs.

N/A

- ❑ Describe how the costs to provide the activities are determined.

While an estimate (since this agency has not had an IL program in many years) figures were provided after consideration of federal, state, and this agency's expectations, available resources and services from community partners and the needs of the youth as they prepare for and then transition from placement settings.

CAMERON COUNTY

6-4. Accurint Search Tool

The following information must be provided for the Accurint Search Tool for the Implementation Year 2010-11 and to request and justify the number of users needed for FY 2011-12.

Column Instructions

Column 1

Provide the number of Accurint users that your county was allotted in FY 2009-10. If you do not know the number of users your county was allotted, please contact the DPW/OCYF Accurint Manager listed in Appendix 8.

Column 2

Provide the number of Accurint users that your county was allotted in the tentative or final allocations for July 1, 2010 by DPW/OCYF. If the final FY 2010-11 allocations have not been provided by the submission deadline, counties should not create more user ID's than originally assigned in FY 2009-10. If you do not know the number of tentative or final users your county was allocated, please contact the DPW/OCYF Accurint Manager.

Column 3

Provide the number of additional Accurint users your county needs for FY 2011-12. Before requesting additional users, counties should analyze their current usage. Justification for additional users must include the following:

- The type of staff selected to use Accurint and the reasons why. Examples of the types of staff may include County Administrator, LSI paralegal, supervisor, JPO, etc.
- The average monthly number of users who did searches in FY 2009-10.
- The average monthly number of searches completed by users in FY 2009-10.
- The total number of searches completed by your county for FY 2009-10.

For assistance with an analysis of your county's usage, contact the DPW/OCYF Accurint Manager.

Column 4

Provide the total number of Accurint users your county would like for FY 2011-12. This number is calculated by adding columns 2 and 3 together.

Column 1	Column 2	Column 3	Column 4
Number of users assigned by DPW for FY 2009-10	Number of users assigned by DPW for FY 2010-11	Number of additional users requested for FY 2011-12	Total number of users requested for FY 2011-12
2	2	0	2

Provide Justification for Column 2: This agency has been assigned 2 users for 2010-2011, which is the same as 2009-2010.

Provide Justification for Column 3:

CAMERON COUNTY

6-???. Information Technology

Submit a detailed description of the county's current Information Technology Plan. The description should provide answers to the following questions and should include what the county is doing in FY 2010-2011 and planning for FY 2011-2012

1. Does the county currently have an automated case management system that is sustainable?
 - a. If yes, describe the system and its functionality.
 - b. If no, describe how the county plans to transfer an already existing case management system from another county.
2. How does the county's current system or transfer system align with the goals of the Statewide Child Welfare Information System Strategic Plan (Statewide Plan)?
 - a. Interoperability – The system uses technology that is web-based and allows the efficient and secure exchange of information with other systems or components.
 - b. Real-Time Information – The system is accessible to all workers, allows the direct input of real time information and will be capable of exchanging real time information with a statewide database. Information is not first tracked on paper and then entered into the system by data entry staff.
 - c. Standardized Data – the system accurately collects and reports data associated with federal and state reporting, such as AFCARS; and can be enhanced to exchange data with a statewide database using a standard data schema.
 - d. Case Management System – the system is a true case management system that is used by all caseworkers and supervisors to manage day to day caseload activities. The system adequately supports the following functional areas: Case Management (Intake/Investigation, In-Home Services, Placement Services, Adoption, etc.); Eligibility; and Resource/Provider Management.
 - e. The system is compliant with DPW and/or Commonwealth Enterprise Standards and the system software code is public domain.
3. How does the county's current system or transfer system support other critical business areas such as Financial Management and Administrative Functions?
4. How does the county's current system or transfer system support the evaluation of child welfare outcomes in the areas of child safety, permanency and well-being?
5. How does the county plan support the reuse of existing IT assets?

If the county is requesting funding for ongoing or new development in their FY 2011-2012 ITG, the county must provide the following information.

1. Business Need - describe the business need for the ongoing or new development;
2. High Level Requirements – provide a description of the high level business and technical requirements;
3. Project Cost Proposal – provide the total costs for the development as well as the total estimated project costs if the development is part of a larger project; and
4. Cost/Benefit Analysis – provide a cost/benefit analysis that demonstrates the ongoing or new development provides a better return on investment than transfer of an already existing system or component.

CAMERON COUNTY

Yes, Cameron County currently uses CAPS (Child Accounting and Profile System) and has been using the CAPS system for a few years now. OCYF is familiar with its functionality, as it is one of their preferred systems to be used.

CAPS uses technology that is web based and allows the efficient and secure exchange of information with other systems or components. CAPS is accessible to all workers, allows the direct input of real time information with a statewide database. Information is entered directly into the system by staff. CAPS accurately collects and reports data associated with federal and state reporting, (AFCARS) and can be enhanced to exchange data with a statewide database using a standard schema. CAPS is a true case management system that is used by all caseworkers and supervisors to manage day to day caseload activities. The system supports all case management functions, eligibility functions and resource/provider management functions. CAPS is compliant with DPW and/or Commonwealth Enterprise Standards and CAPS software code is public domain.

CAPS includes a Fiscal Management System.

CAPS contains all of the necessary forms to be completed by caseworkers that pertain to child safety, permanency, and well-being. All of the information is stored into CAPS and can be printed out for case files when needed.

Cameron County does not reuse any existing IT assets.

If the county is requesting funding for ongoing or new development in their FY 2011-2012 ITG, the county must provide the following information.

Cameron is not requesting funding for ongoing or new development in 2011-2012.

Section 7: Required & Additional Language

7-1. Assurances

The following pages include assurance forms to be completed by counties. These forms are included:

- Assurance of Compliance/Participation
- Documentation of Participation by the Judiciary
- Assurance of Financial Commitment and Participation

The following forms must be signed and submitted in hard copy to:

Mr. Cliff Crowe
Office of Children, Youth and Families
Health and Welfare Building Annex
Seventh and Forster Streets
P.O. Box 2675
Harrisburg, Pennsylvania 17105-2675

and

Mr. James Anderson, Executive Director
Juvenile Court Judges' Commission
401 Finance Building
Harrisburg, Pennsylvania 17102-0018

**ASSURANCE OF COMPLIANCE/PARTICIPATION FORM
DOCUMENTATION OF PARTICIPATION BY THE JUVENILE COURT**

The Assurance of Compliance/Participation Form

The Assurance of Compliance/Review Form provided in this bulletin must be signed by the County Executive or a majority of the County Commissioners, the Juvenile Court Judge(s) or his/her designee, the County Human Services Director, the County Children and Youth Administrator, and the County Chief Juvenile Probation Officer and submitted with the FY2011-2012 Needs Based Plan and Budget submission.

The Assurance of Compliance/Review Form has two signatory pages. The first page is for the County Human Services Director, the County Children and Youth Administrator, the County Chief Juvenile Probation Officer and the Juvenile Court Judge(s) or his/her designee. This page must be submitted at the time of the county's implementation plan and needs based plan submissions. The second page is for the signatures of the County Executive or a majority of the County Commissioners. This page must be submitted at the time of the county's financial budget submission and must contain the financial commitment of the county.

COUNTY: _____

These assurances are applicable as indicated below.

_____ Fiscal Year 2011 - 2012 Children and Youth Needs Based Plan and Budget Estimate and/or the

_____ Fiscal Year 2010 - 2011 Children and Youth Implementation Plan

Note: A separate, signed Assurance of Compliance/Participation form must accompany the Children and Youth Implementation Plan and the Needs Based Plan and Budget when they are submitted separately. This Assurance of Compliance/Participation form cannot be modified or altered in any manner or the Children and Youth Implementation Plan and the Needs Based Plan and Budget will not be accepted.

COMMON ASSURANCES

I/We hereby expressly, and as a condition precedent to the receipt of state and federal funds, assure that in compliance with Title VI of the Civil Rights Act of 1964; Section 504 of the Federal Rehabilitation Act of 1973; the Age Discrimination Act of 1975; the Americans with Disabilities Act of 1990; the Pennsylvania Human Relations Act of 1955, as amended, and 16 PA Code, Chapter 49 (Contract Compliance Regulations):

1. I/We do not and will not discriminate against any person because of race, color, religious creed, ancestry, national origin, age, sex, sexual orientation or disability:
 - a. in providing services or employment, or in our relationship with other providers;
 - b. in providing access to services and employment for handicapped individuals.
2. I/We will comply with all regulations promulgated to enforce the statutory provisions against discrimination.

I/We assure that these documents shall constitute the agreement required by Title IV-E of the Social Security Act 42 U.S.C. § 672 (a)(2) for foster care maintenance and adoption assistance payments.

I/We assure:

- the County Children and Youth Agency and Juvenile Probation Office has the responsibility for placement and care of the children for whom Title IV-E foster care maintenance and adoption assistance payments are claimed;
- the County Children and Youth Agency/Juvenile Probation Office will provide each child all of the statutory and regulatory protections required under the Title IV-E agency, including permanency hearings, case plans etc.;
- the agreement between the Office of Children, Youth and Families and the County Children and Youth Agency/Juvenile Probation Office shall be binding on both parties; and
- the State Title IV-E agency shall have access to case records, reports or other informational materials that may be needed to monitor Title IV-E compliance.

I/We understand that any Administration for Children and Families (ACF) disallowance incurred as a result of county noncompliance with Title IV-E foster care maintenance, adoption assistance or Title IV-E administrative claim requirements will be the responsibility of the county.

I/We assure that all information herein is true to the best of my/our knowledge and belief, based on my/our thorough review of the information submitted.

EXECUTIVE ASSURANCES

In addition to the Common Assurances,

I/We assure that I/we have participated in the development of the Plan, are in agreement with the Plan as submitted and that all mandated services if funded by the Plan will be delivered.

I/We assure that these Plans comply with the "Planning and Financial Reimbursement Requirements for County Children and Youth Social Services Programs" as found in 55 PA Code Chapter 3140.

I/We assure that, when approved by the Department of Public Welfare, the attached Children and Youth Implementation Plan and Needs Based Plan and Budget, including any new initiatives, additional staff and/or increased services and special grants that are approved, shall be the basis for administration of public child welfare services for all children in need under Article VII of the Public Welfare Code, 62 P.S. § 701 et seq., as amended.

I/We assure that, where possible, the county will cooperate with state efforts to maximize the use of federal funds for the services in this Plan.

I/We assure that all contracts for the provision of services addressed herein will require the providers to comply with the Chapter 49 provisions (contract compliance regulations).

I/We assure that expenditure of funds shall be in accordance with these Plans and estimates and Department of Public Welfare regulations.

I/We assure that services required by 55 PA code 3130.34 through 3130.38 will be made available as required by 55 PA code 3140.17 (b)(2);

I/We assure that the capacity of both the county and the providers has been assessed and it is my/our judgment that it will be adequate to implement the Plan as presented;

I/We assure all Title IV-E foster care maintenance and adoption assistance payment eligibility requirements are met for the specified children, not merely addressed by the agreement;

I/We assure that the County Children and Youth Advisory Committee has participated in the development of this Plan and has reviewed the Plan as submitted; and

I/We assure that representatives of the community, providers and consumers have been given the opportunity to participate in the development of this Plan; and

I/We assure that the county programs that affect children (e.g., Mental Health, Mental Retardation, and Drug and Alcohol) have participated in the development and review of this Plan.

I/We understand that the accompanying budget projections are based on estimates and that the amounts may change when the state budget is adopted and final allocations are made.

I/We understand that substantial changes to the Plans subsequent to Departmental approval must be submitted to the Regional Office of Children, Youth and Families for approval.

NEW ASSUARANCE in FY 2011-2012 NBB Bulletin

I/We assure that all new Guardians Ad Litem have/will complete the pre-service training prior to being appointed to represent a child. If the GAL has not completed the pre-service training, costs incurred for representation of children by this GAL will not be claimed.

COUNTY ASSURANCE OF FINACIAL COMMITMENT AND PARTICIPATION

THE SIGNATURES OF THESE COUNTY OFFICIALS REPRESENTS AN ACKNOWLEDGEMENT OF COUNTY COMMITMENT TO ADHERE TO THE COMMON AND EXECUTIVE ASSURANCES CONTAINED IN THE PRECEEDING PARAGRAPHS AS WELL AS COUNTY COMMITMENT TO PROVIDE THE LOCAL FUNDS SPECIFIED IN THE PLAN AS NECESSARY TO OBTAIN THE MATCHING STATE AND FEDERAL FUNDS BASED ON THE COUNTY'S PROPOSAL. THE LOCAL FUND COMMITMENT AS PROVIDED IN THE COUNTY'S PROPOSAL TOTAL

\$ _____.

Signature(s)

County Executive/Mayor

_____	_____	_____
Name	Signature	Date

County Commissioners

_____	_____	_____
Name	Signature	Date

_____	_____	_____
Name	Signature	Date

_____	_____	_____
Name	Signature	Date